



Ballot & Preferred Prime Minister > Post-Debate Regional Drilldown.

National survey released September 15, 2021



“ To follow is a special regional report comparing a five-day period at the beginning of the campaign to a second five-day period ending September 14, 2021 after the Leaders’ Debates. The report includes views on both ballot support among decided voters and also preference for Prime Minister in British Columbia, the Prairies, Ontario, Quebec and Atlantic Canada. Of note, the data for the second wave is exclusively after the Leaders’ Debates. ”

- Nik Nanos, Chief Data Scientist.

British Columbia

“ British Columbia is emerging as a tight three-way race in the close of the campaign with the People's Party of Canada registering the greatest increase in support compared to the start of the election ”

- Nik Nanos, Chief Data Scientist

BRITISH COLUMBIA BALLOT – 5 Day Period

Q

If a FEDERAL election were held today, could you please rank your top two current local voting preferences? [First ranked response] – DECIDED VOTERS ONLY

Source: CTV, Globe, Nanos nightly election tracking between August 18th to 22nd, 2021 (five days) and September 10th to 14th, 2021 (five days).

A national dual-frame (land+cell) random telephone survey is conducted nightly by Nanos Research throughout the campaign using live agents. This report is comprised of a comparison of two five-day periods of the election campaign, the first wave being between August 18th and 22nd and the second between September 10th to 14th, for voters in the province of British Columbia. The margin of error for a survey of 221 and 300 respondents is ± 6.7 percentage points and ± 5.7 percentage points respectively, 19 times out of 20.

Contact: Nik Nanos

nik@nanos.co

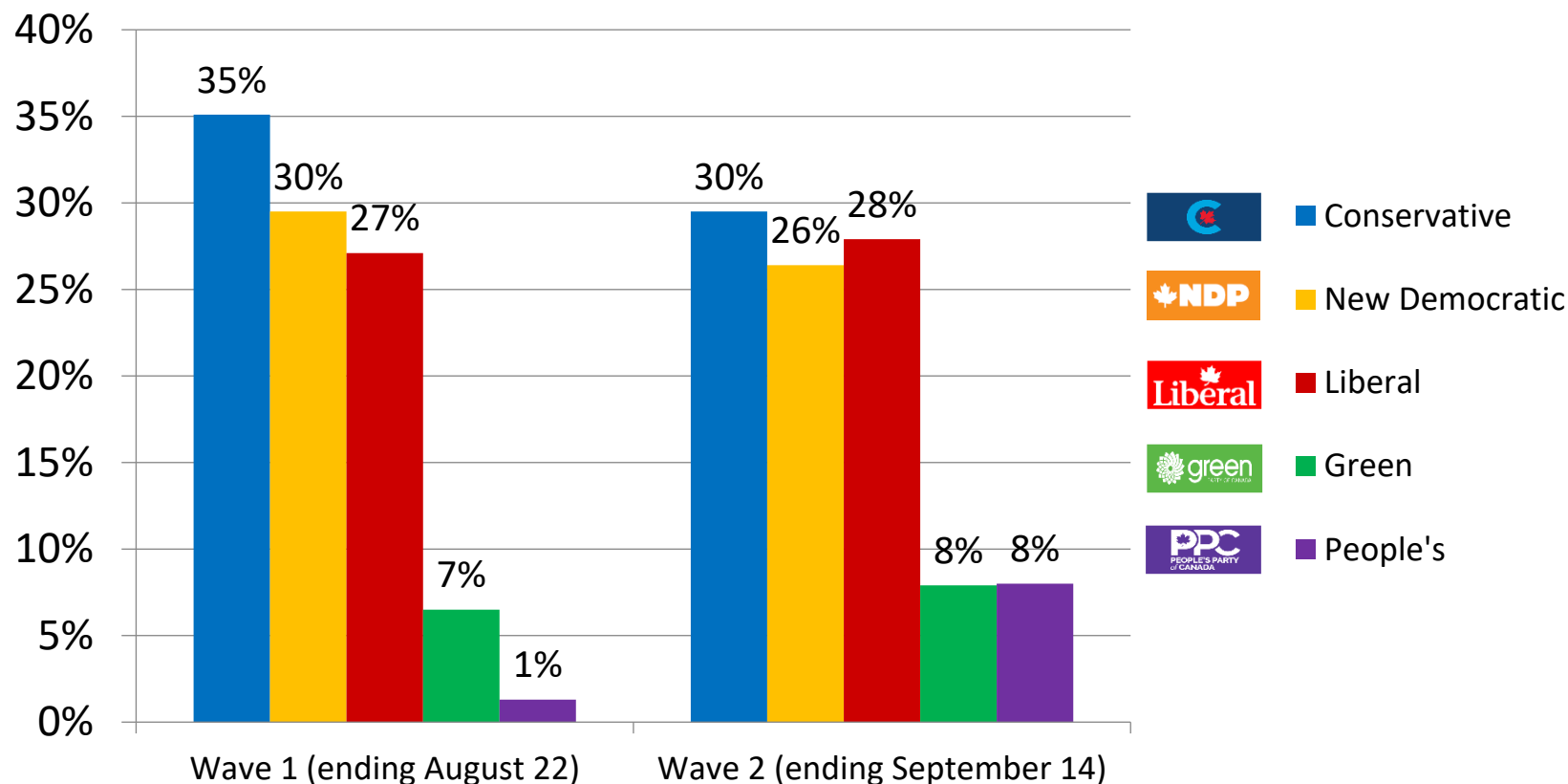
[@niknanos](https://twitter.com/niknanos)

Ottawa: (613) 234-4666 x 237

Website: www.nanos.co

Methodology: www.nanos.co/method

[Subscribe](#) to the Nanos data portals to get access to detailed demographic and regional breakdowns.



BRITISH COLUMBIA PREFERRED PM – 5 Day Period

A national dual-frame (land+cell) random telephone survey is conducted nightly by Nanos Research throughout the campaign using live agents. This report is comprised of a comparison of two five-day periods of the election campaign, the first wave being between August 18th and 22nd and the second between September 10th to 14th, for voters in the province of British Columbia. The margin of error for a survey of 249 and 323 respondents is ± 6.3 percentage points and ± 5.5 percentage points respectively, 19 times out of 20.

Contact: Nik Nanos
nik@nanos.co
[@niknanos](https://twitter.com/niknanos)

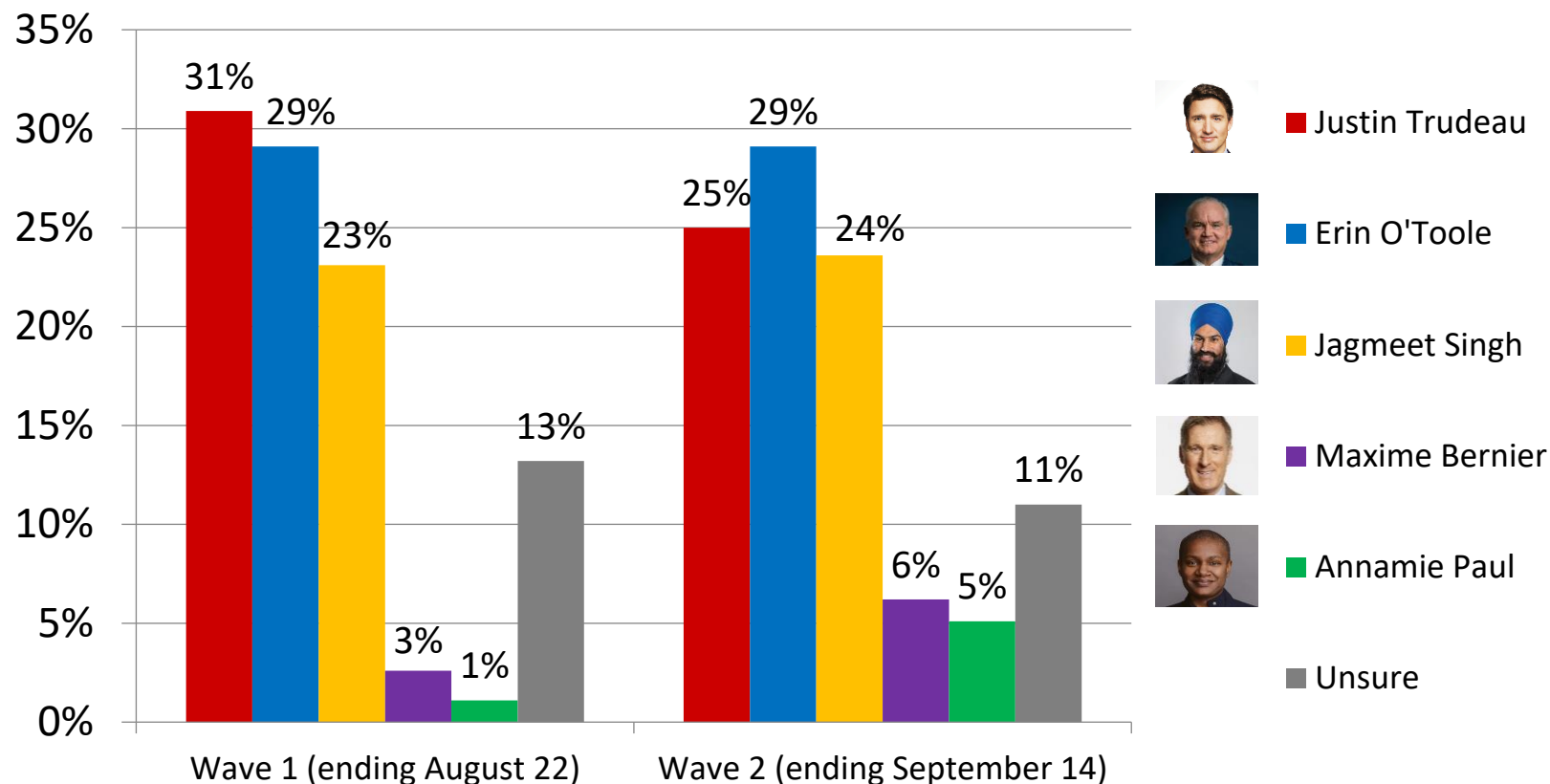
Ottawa: (613) 234-4666 x 237
 Website: www.nanos.co
 Methodology: www.nanos.co/method

[Subscribe](#) to the Nanos data portals to get access to detailed demographic and regional breakdowns.

Q

Of the current federal political party leaders, could you please rank your top two current local preferences for Prime Minister? [ROTATE PARTY LEADERS] [First ranked response]

Source: CTV, Globe, Nanos nightly election tracking between August 18th to 22nd, 2021 (five days) and September 10th to 14th, 2021 (five days).



Prairies

“ The Prairie provinces remain a lock for the Conservatives. O'Toole's brand the strongest, Singh's brand improves the most since the beginning of the campaign. ”

- Nik Nanos, Chief Data Scientist

PRAIRIES BALLOT – 5 Day Period

A national dual-frame (land+cell) random telephone survey is conducted nightly by Nanos Research throughout the campaign using live agents. This report is comprised of a comparison of two five-day periods of the election campaign, the first wave being between August 18th and 22nd and the second between September 10th to 14th, for voters in the Prairies. The margin of error for a survey of 376 and 422 respondents is ± 5.1 and ± 4.8 percentage points respectively, 19 times out of 20.

Contact: Nik Nanos
nik@nanos.co
[@niknanos](https://twitter.com/niknanos)

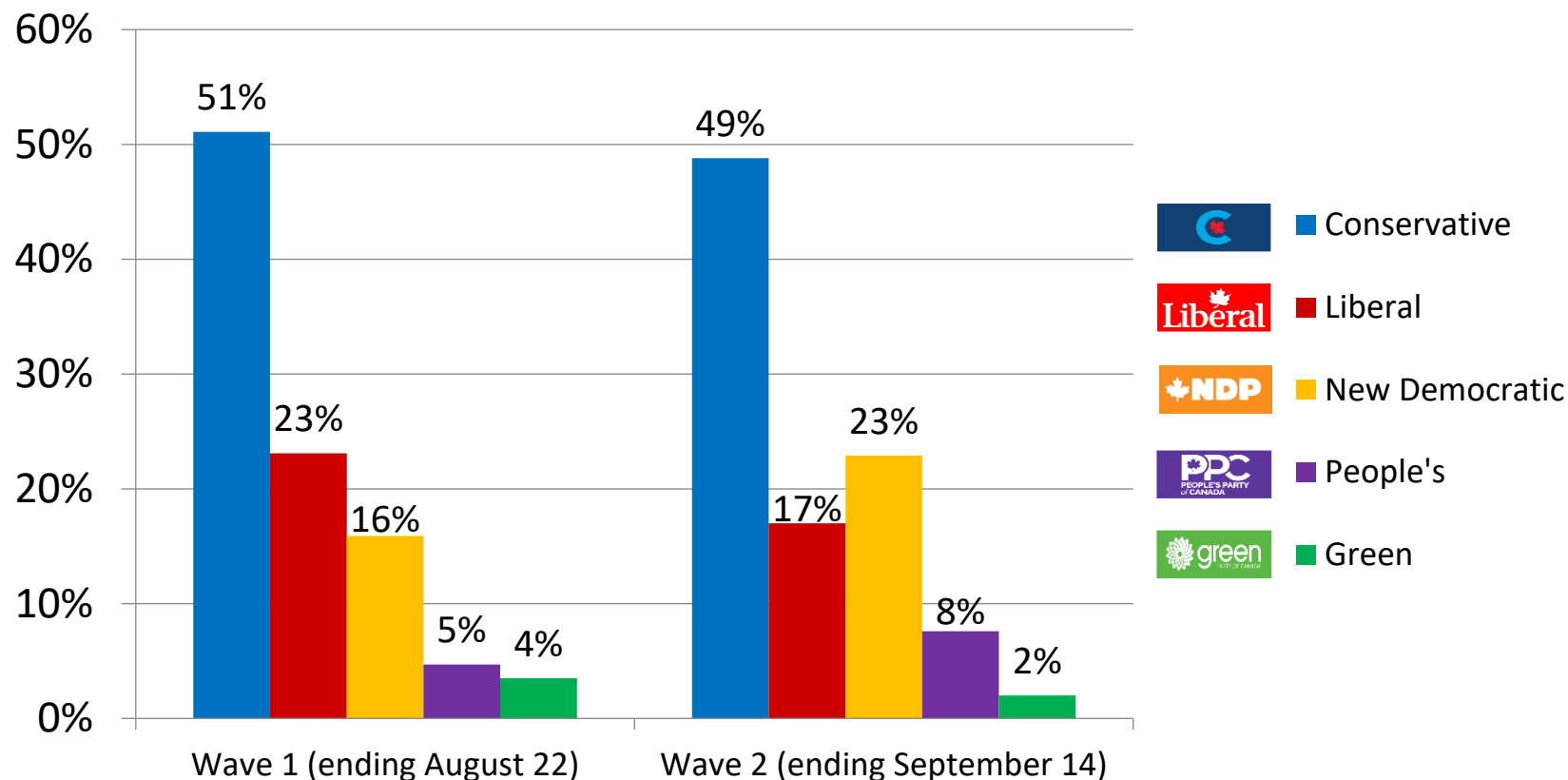
Ottawa: (613) 234-4666 x 237
 Website: www.nanos.co
 Methodology: www.nanos.co/method

[Subscribe](#) to the Nanos data portals to get access to detailed demographic and regional breakdowns.

Q

If a FEDERAL election were held today, could you please rank your top two current local voting preferences? [First ranked response] - DECIDED VOTERS ONLY

Source: CTV, Globe, Nanos nightly election tracking between August 18th to 22nd, 2021 (five days) and September 10th to 14th, 2021 (five days).



PRAIRIES PREFERRED PM – Q

5 Day Period

Of the current federal political party leaders, could you please rank your top two current local preferences for Prime Minister? [ROTATE PARTY LEADERS] [First ranked response]

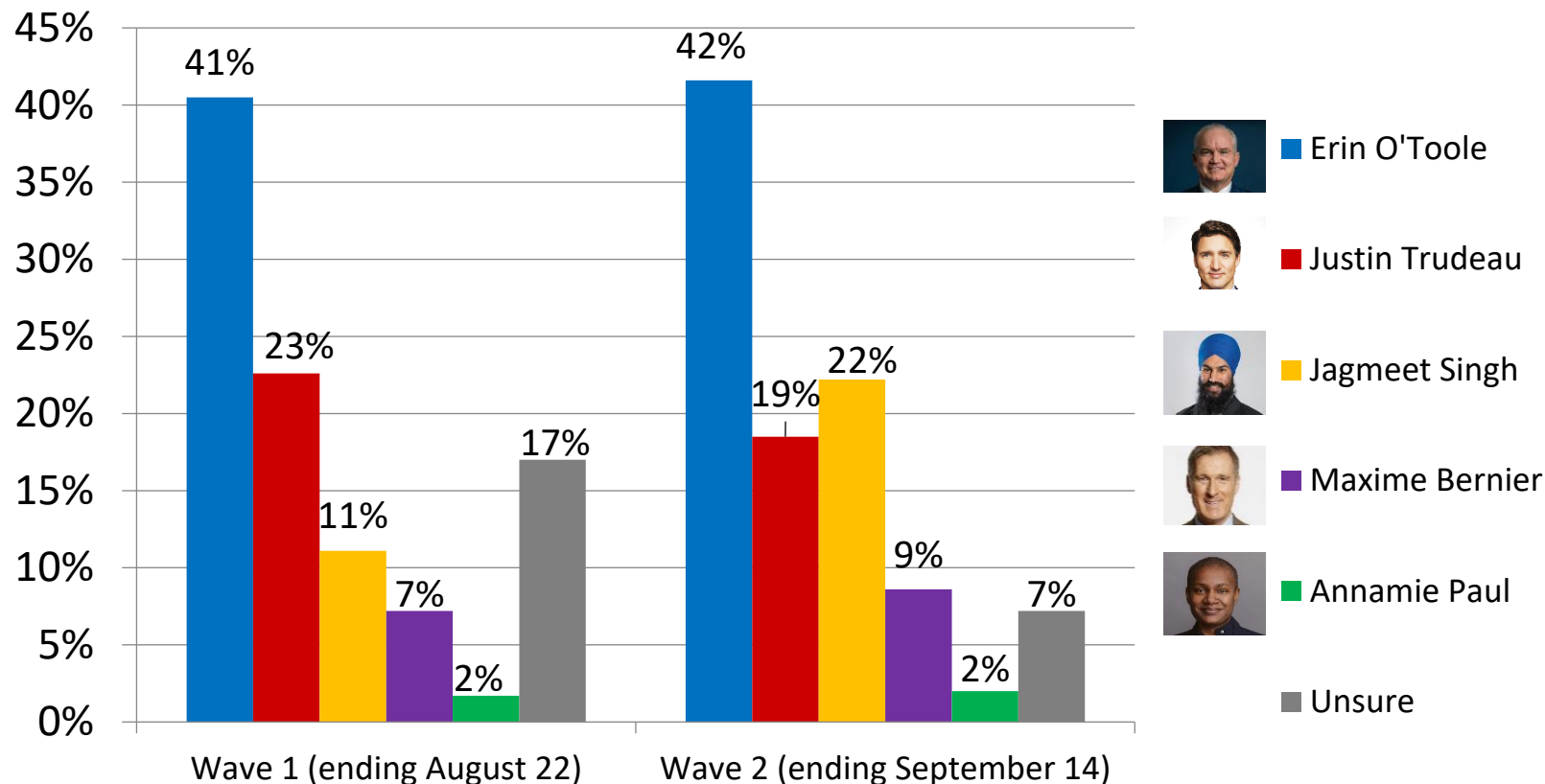
Source: CTV, Globe, Nanos nightly election tracking between August 18th to 22nd, 2021 (five days) and September 10th to 14th, 2021 (five days).

A national dual-frame (land+cell) random telephone survey is conducted nightly by Nanos Research throughout the campaign using live agents. This report is comprised of a comparison of two five-day periods of the election campaign, the first wave being between August 18th and 22nd and the second between September 10th to 14th, for voters in the Prairies. The margin of error for a survey of 434 and 458 respondents is ± 4.8 percentage points and ± 4.6 percentage points respectively, 19 times out of 20.

Contact: Nik Nanos
nik@nanos.co
[@niknanos](https://twitter.com/niknanos)

Ottawa: (613) 234-4666 x 237
 Website: www.nanos.co
 Methodology: www.nanos.co/method

[Subscribe](#) to the Nanos data portals to get access to detailed demographic and regional breakdowns.



Ontario

“ The Greater Toronto Area remains a Liberal stronghold. However, outside of GTA, it is a horse race between the Conservatives and the Liberals. People’s Party has improved fortunes since the beginning of the campaign. ”

- *Nik Nanos, Chief Data Scientist*

ONTARIO BALLOT – 5

Day Period

Q

If a FEDERAL election were held today, could you please rank your top two current local voting preferences? [First ranked response] - DECIDED VOTERS ONLY

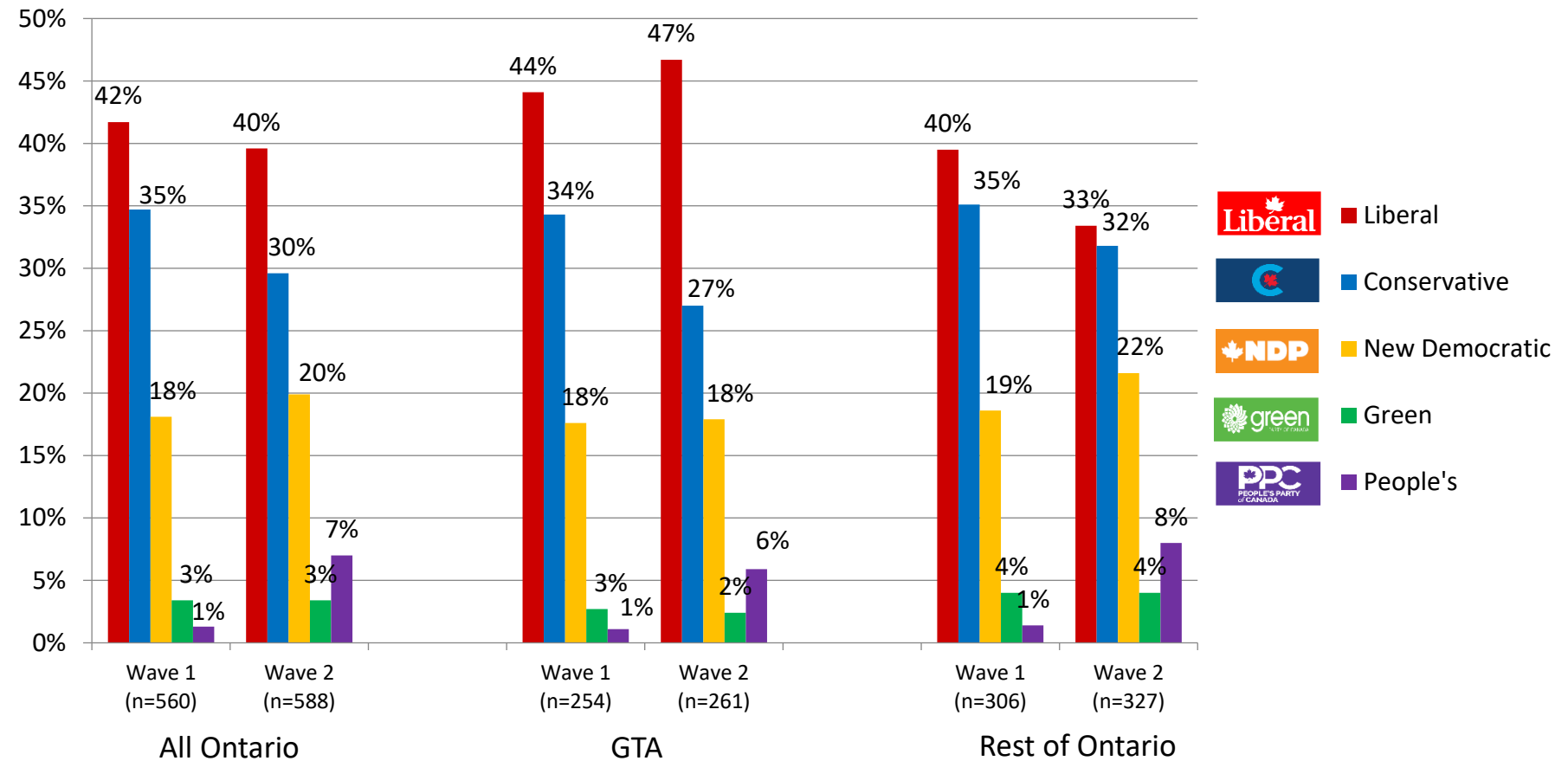
Source: CTV, Globe, Nanos nightly election tracking between August 18th and 22nd, 2021 and September 10th to 14th, 2021.

A national dual-frame (land+cell) random telephone survey is conducted nightly by Nanos Research throughout the campaign using live agents. This report is comprised of a comparison of two five-day periods of the election campaign, the first wave being between August 18th and 22nd and the second between September 10th to 14th, for voters in Ontario. The margin of error for a survey of 560 or 588 respondents is ± 4.1 percentage points respectively, 19 times out of 20.

Contact: Nik Nanos
nik@nanos.co
[@niknanos](https://twitter.com/niknanos)

Ottawa: (613) 234-4666 x 237
 Website: www.nanos.co
 Methodology: www.nanos.co/method

[Subscribe](#) to the Nanos data portals to get access to detailed demographic and regional breakdowns.



ONTARIO PREFERRED PM – 5 Day Period

Q

Of the current federal political party leaders, could you please rank your top two current local preferences for Prime Minister? [ROTATE PARTY LEADERS] [First ranked response]

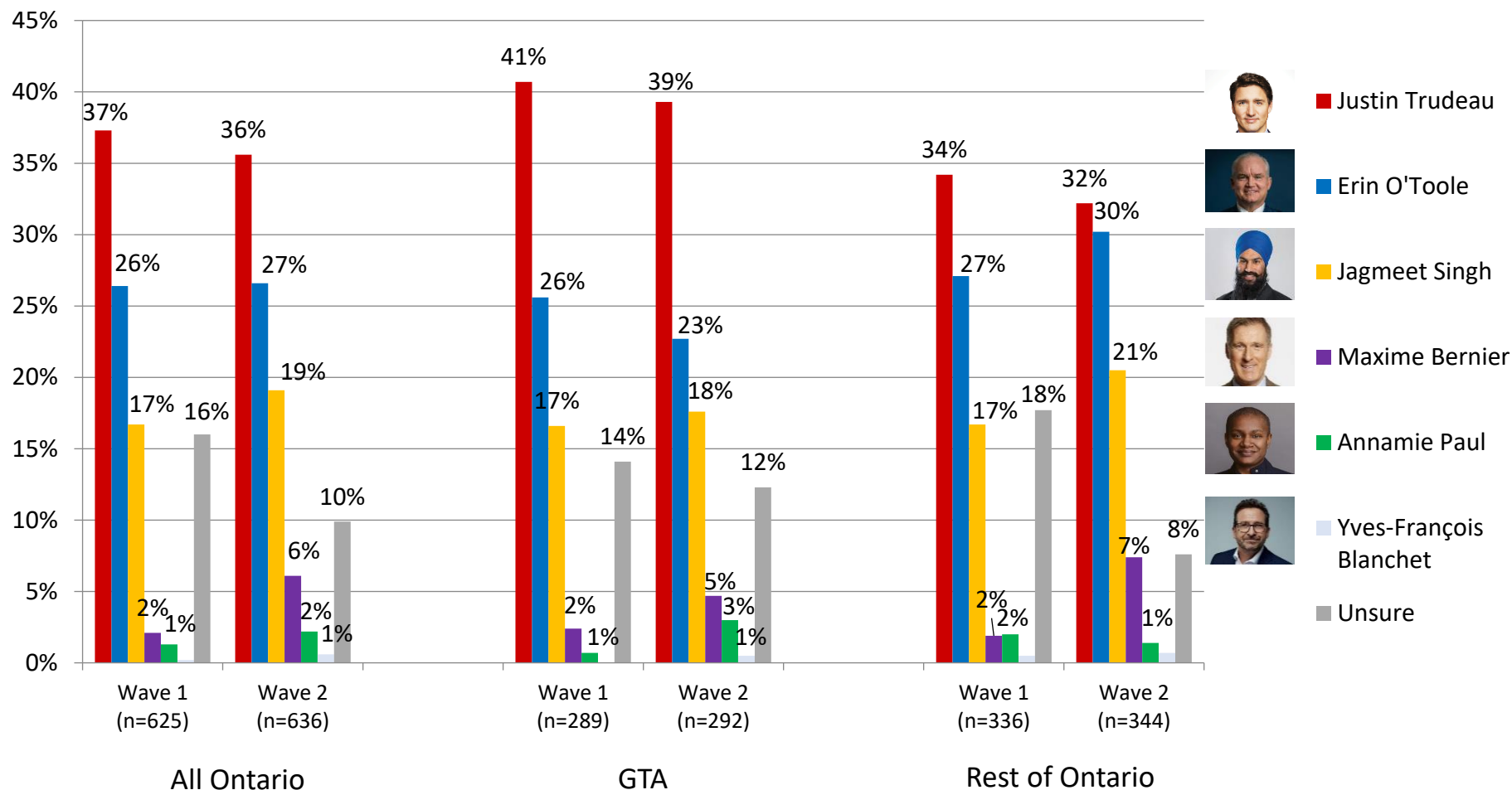
Source: CTV, Globe, Nanos nightly election tracking between August 18th and 22nd, 2021 and September 10th to 14th, 2021.

A national dual-frame (land+cell) random telephone survey is conducted nightly by Nanos Research throughout the campaign using live agents. This report is comprised of a comparison of two five-day periods of the election campaign, the first wave being between August 18th and 22nd and the second between September 10th to 14th, for voters in Ontario. The margin of error for a survey of 625 or 636 respondents is ± 3.9 percentage points, respectively, 19 times out of 20.

Contact: Nik Nanos
nik@nanos.co
[@niknanos](https://twitter.com/niknanos)

Ottawa: (613) 234-4666 x 237
Website: www.nanos.co
Methodology: www.nanos.co/method

[Subscribe](#) to the Nanos data portals to get access to detailed demographic and regional breakdowns.



Quebec

“

While Montreal remains a Liberal stronghold, the rest of Quebec is a toss-up between the Bloc Quebecois and the Liberals in the close of the campaign.

”

- Nik Nanos, Chief Data Scientist

QUEBEC BALLOT– 5 Day Q Period

A national dual-frame (land+cell) random telephone survey is conducted nightly by Nanos Research throughout the campaign using live agents. This report is comprised of a comparison of two five-day periods of the election campaign, the first wave being between August 18th and 22nd and the second between September 10th and 14th, for voters in Quebec. The margin of error for a survey of 407 or 447 respondents is ± 4.9 and 4.6 percentage points, respectively, 19 times out of 20.

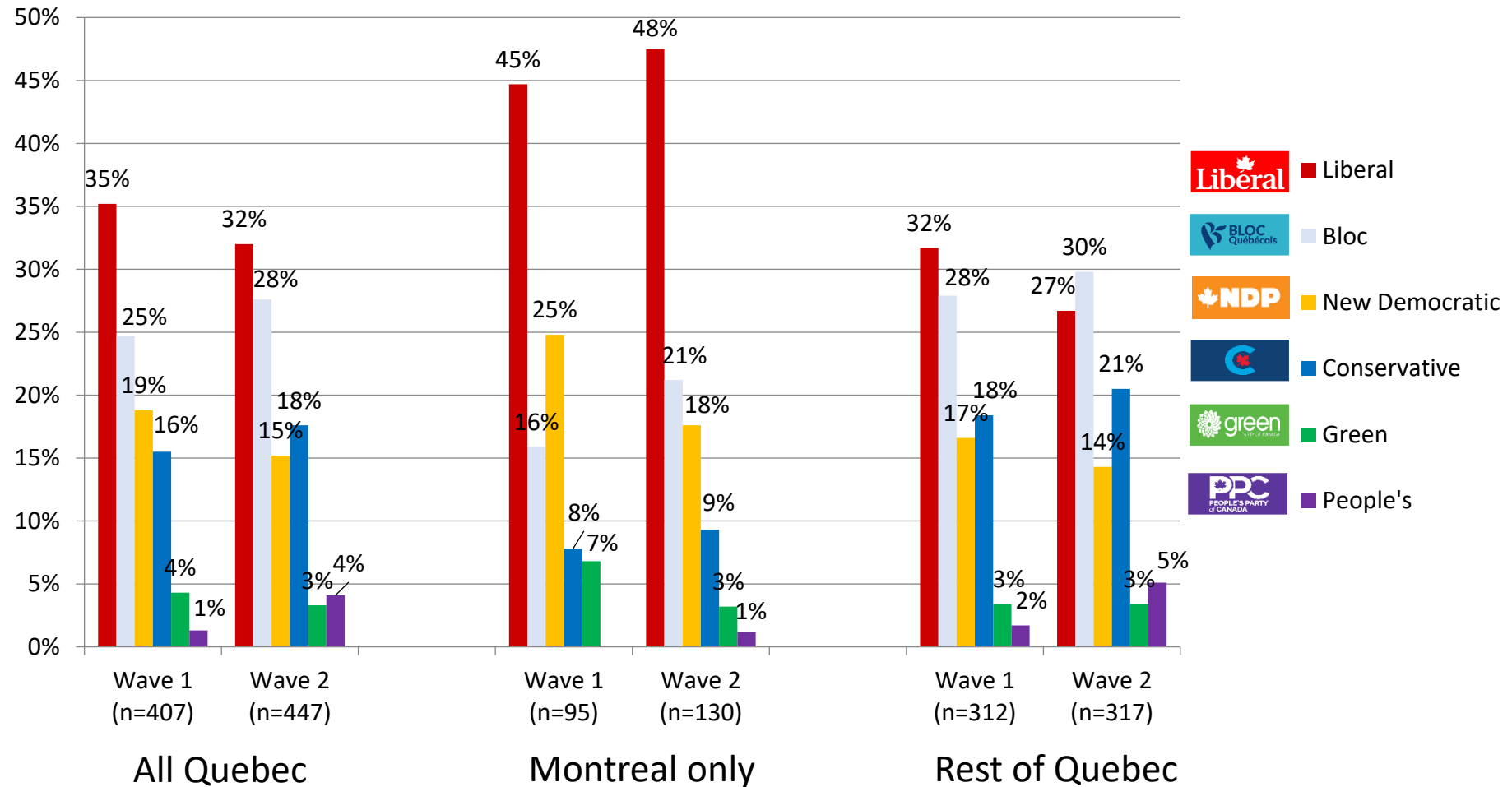
Contact: Nik Nanos
nik@nanos.co
[@niknanos](https://twitter.com/niknanos)

Ottawa: (613) 234-4666 x 237
 Website: www.nanos.co
 Methodology: www.nanos.co/method

[Subscribe](#) to the Nanos data portals to get access to detailed demographic and regional breakdowns.

If a FEDERAL election were held today, could you please rank your top two current local voting preferences? [First ranked response] - DECIDED VOTERS ONLY

Source: CTV, Globe, Nanos nightly election tracking between August 18th and 22nd, 2021 (five days) and September 10th to 14th, 2021 (five days).



QUEBEC PREFERRED PM – Q

5 Day Period

A national dual-frame (land+cell) random telephone survey is conducted nightly by Nanos Research throughout the campaign using live agents. This report is comprised of a comparison of two five-day periods of the election campaign, the first wave being between August 18th and 22nd and the second between September 10th and 14th, for voters in Montreal. The margin of error for a survey of 467 or 490 respondents is ± 4.5 and 4.4 percentage points, respectively, 19 times out of 20.

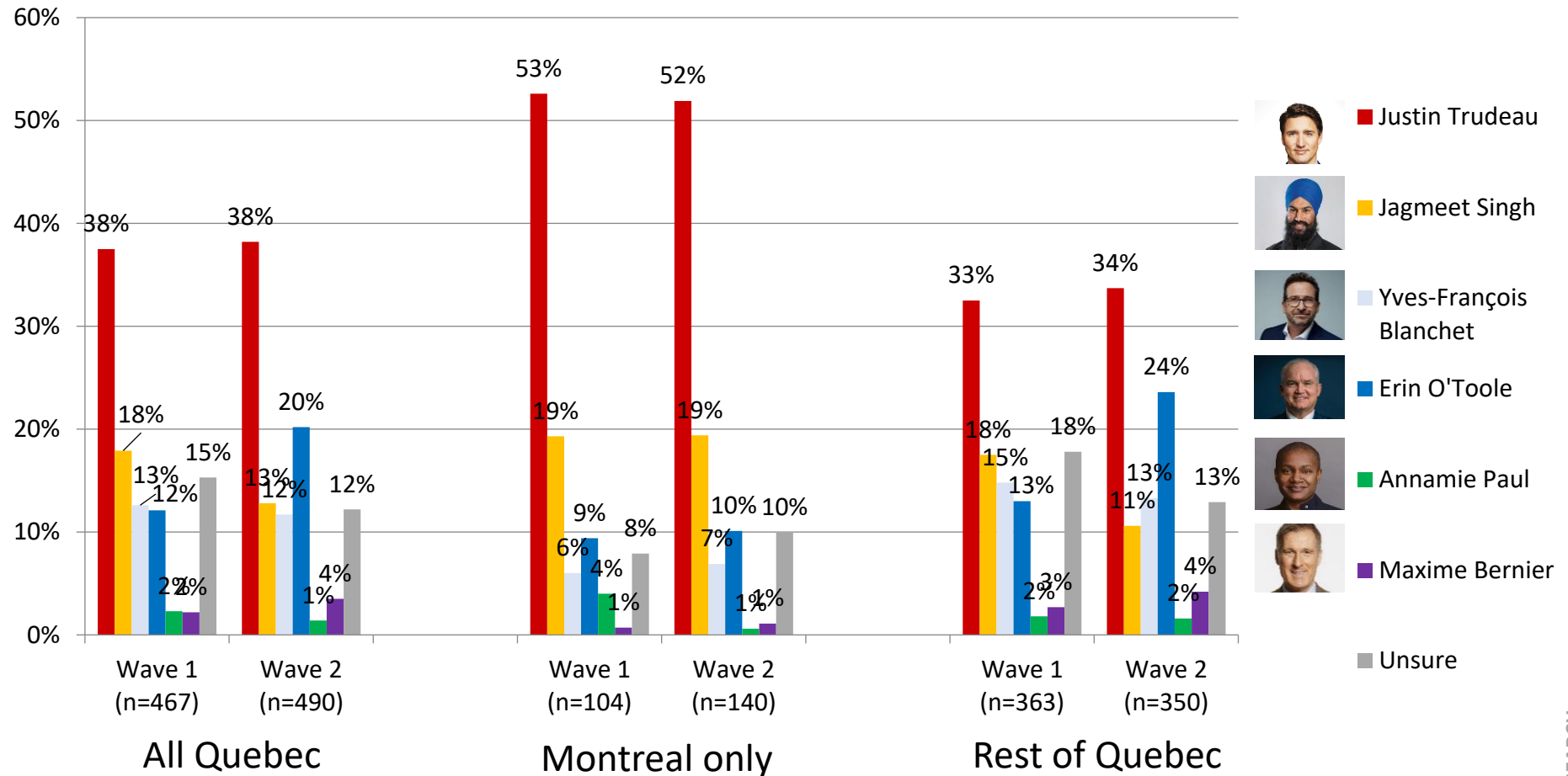
Contact: Nik Nanos
nik@nanos.co
[@niknanos](https://twitter.com/niknanos)

Ottawa: (613) 234-4666 x 237
 Website: www.nanos.co
 Methodology: www.nanos.co/method

[Subscribe](#) to the Nanos data portals to get access to detailed demographic and regional breakdowns.

Of the current federal political party leaders, could you please rank your top two current local preferences for Prime Minister? [ROTATE PARTY LEADERS] [First ranked response]

Source: CTV, Globe, Nanos nightly election tracking between August 18th and 22nd, 2021 (five days) and September 10th to 14th, 2021 (five days).



Atlantic

“

Liberals currently are retaining their advantage in Atlantic Canada compared to the beginning of the campaign.

”

- Nik Nanos, Chief Data Scientist

ATLANTIC BALLOT – 5 Day Period

A national dual-frame (land+cell) random telephone survey is conducted nightly by Nanos Research throughout the campaign using live agents. This report is comprised of a comparison of two five-day periods of the election campaign, the first wave being between August 18th and 22nd and the second between September 10th and 14th, for voters in the Atlantic region. The margin of error for a survey of 194 or 188 respondents is ± 7.0 and 7.2 percentage points, respectively, 19 times out of 20.

Contact: Nik Nanos
nik@nanos.co
[@niknanos](https://twitter.com/niknanos)

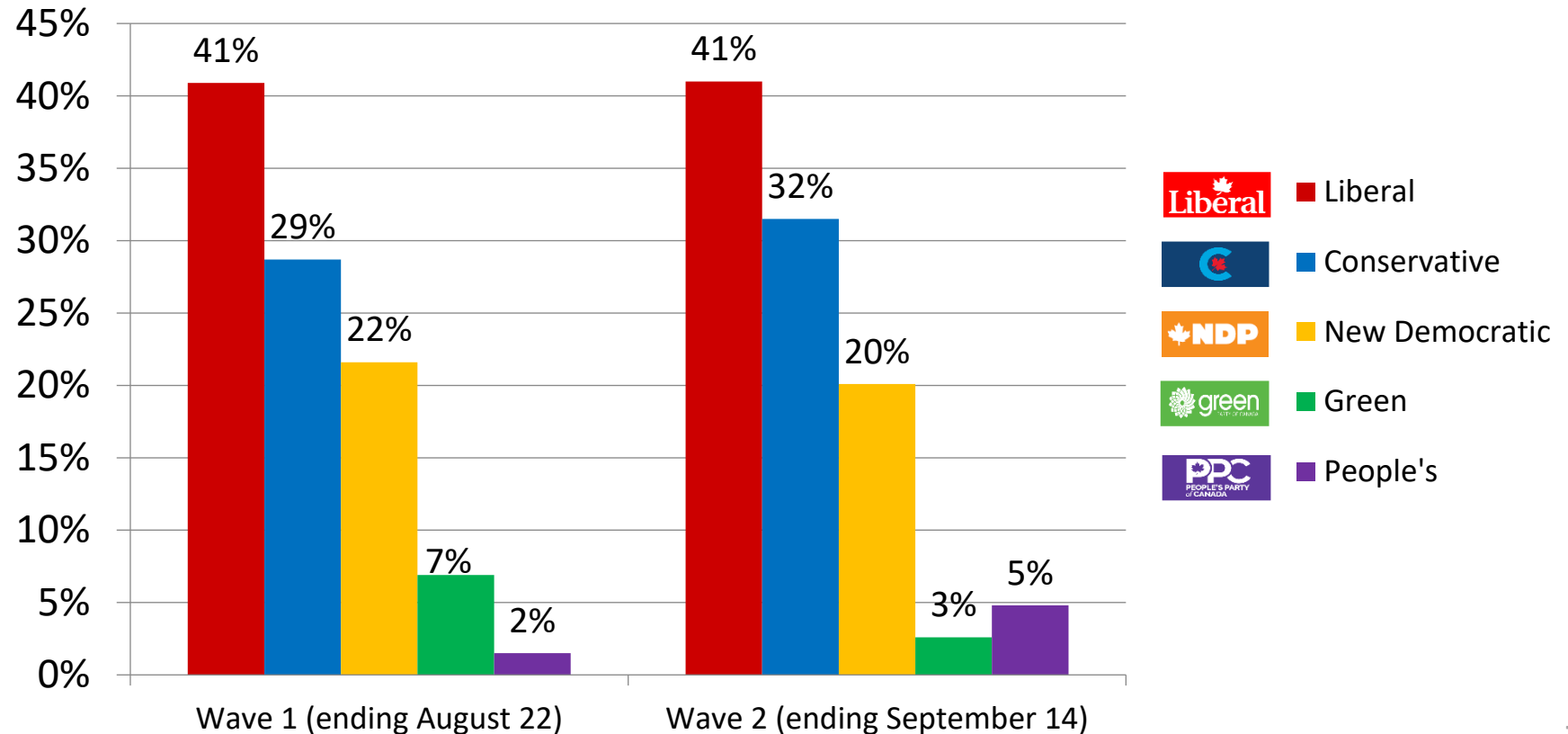
Ottawa: (613) 234-4666 x 237
 Website: www.nanos.co
 Methodology: www.nanos.co/method

[Subscribe](#) to the Nanos data portals to get access to detailed demographic and regional breakdowns.

Q

If a FEDERAL election were held today, could you please rank your top two current local voting preferences? [First ranked response] - DECIDED VOTERS ONLY

Source: CTV, Globe, Nanos nightly election tracking between August 18th and 22nd, 2021 (five days) and September 10th to 14th, 2021 (five days).



ATLANTIC PREFERRED PM

– 5 Day Period

A national dual-frame (land+cell) random telephone survey is conducted nightly by Nanos Research throughout the campaign using live agents. This report is comprised of a comparison of two five-day periods of the election campaign, the first wave being between August 18th and 22nd and the second between September 10th and 14th, for voters in the Atlantic region. The margin of error for a survey of 225 or 206 respondents is ± 6.5 and 6.9 percentage points, respectively, 19 times out of 20.

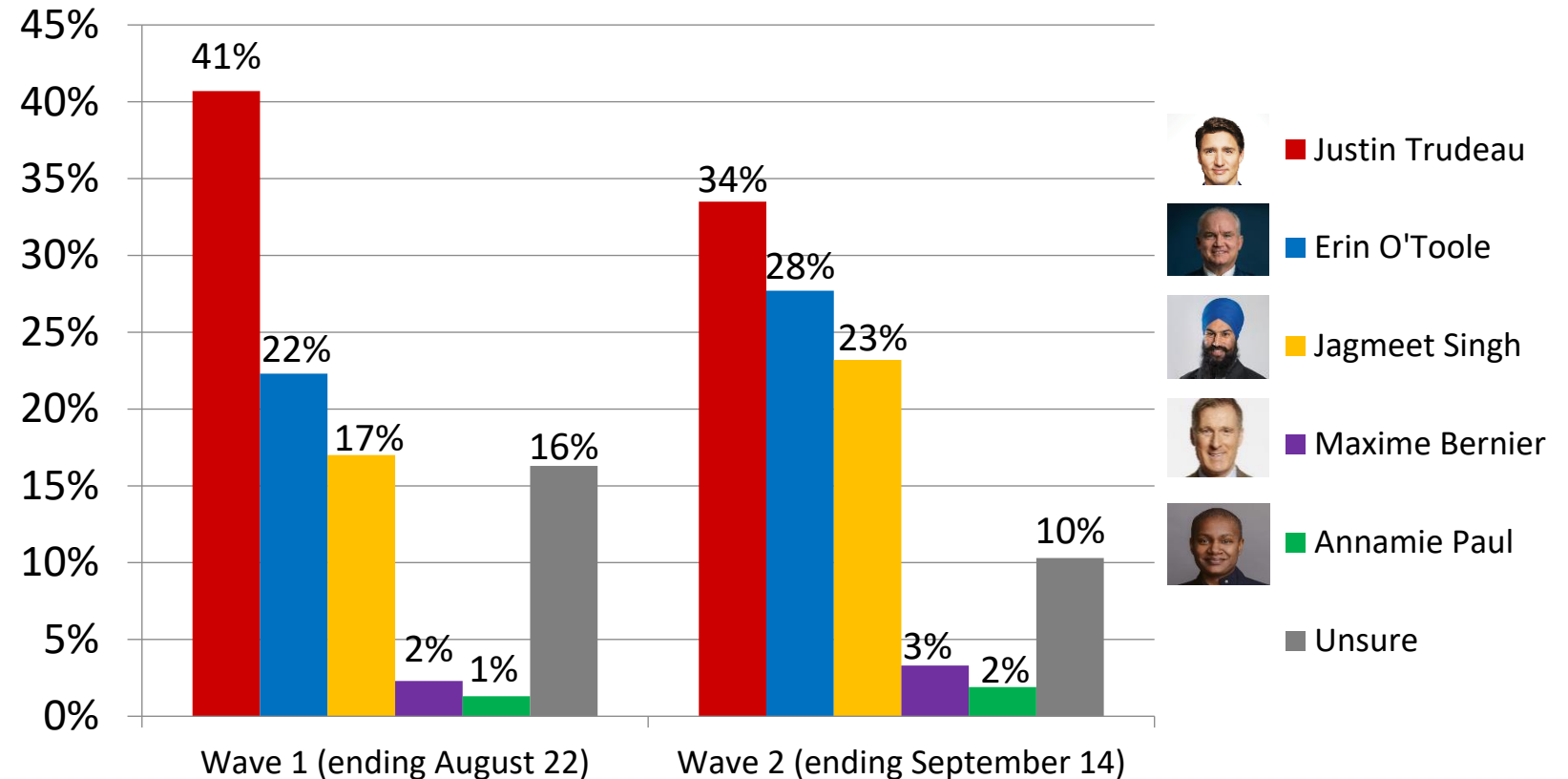
Contact: Nik Nanos
nik@nanos.co
[@niknanos](https://twitter.com/niknanos)

Ottawa: (613) 234-4666 x 237
 Website: www.nanos.co
 Methodology: www.nanos.co/method

[Subscribe](#) to the Nanos data portals to get access to detailed demographic and regional breakdowns.

Of the current federal political party leaders, could you please rank your top two current local preferences for Prime Minister? [ROTATE PARTY LEADERS] [First ranked response]

Source: CTV, Globe, Nanos nightly election tracking between August 18th and 22nd, 2021 (five days) and September 10th to 14th, 2021 (five days).



#ELXN44

METHODOLOGY

A national random telephone survey of 1,200 Canadians is conducted by Nanos Research throughout the campaign over a three day period. Each evening a new group of 400 eligible voters are interviewed. The daily tracking figures are based on a three-day rolling sample comprised of 1,200 interviews. To update the tracking a new day of interviewing is added and the oldest day dropped. The margin of error for a survey of 1,200 respondents is ± 2.8 percentage points, 19 times out of 20.

The respondent sample is stratified geographically and by gender. The data may be weighted by age according to data from the 2016 Canadian Census administered by Statistics Canada. Percentages reported may not add up to 100 due to rounding.

This report is comprised of a comparison of two five day periods of the campaign, August 18th to 22nd and September 10th to 14th, 2021. The margin of error for a survey of 2000/2113 respondents is $\pm 2.2/\pm 2.1$ percentage points, 19 times out of 20. The margin of error for regional subsamples will be wider. The regional subsamples were geographically weighted to their true population proportion.



Element	Description
Research sponsor	CTV; Globe and Mail; Nanos Research
Population and Final Sample Size	1,200 Randomly selected individuals; three night rolling average of 400 voters a night; closing weekend oversample. The interviews are compiled into a three day rolling average of 1,200 interviews, where each week the oldest group of 400 interviews is dropped and a new group of 400 interviews is added. This report contains 2000 and 2104 individuals from two five day periods of the campaign.
Source of Sample	Dynata
Type of Sample	Probability
Margin of Error	± 2.2 and ± 2.1 percentage points, 19 times out of 20. The margin of error is wider for regional subsamples in this report.
Mode of Survey	Tracking; RDD dual frame (land- and cell-lines) random telephone survey.
Sampling Method Base	The sample included both land- and cell-lines RDD (Random Digit Dialed) across Canada.
Demographics (Captured)	Atlantic Canada, Quebec, Ontario, Prairies, British Columbia; Men and Women; 18 years and older. Six digit postal code was used to validate geography.
Demographics (Other)	Age, gender, education, income
Fieldwork/Validation	Live CATI interviews with live supervision to validate work.
Number of Calls	Maximum of five call backs.
Time of Calls	Individuals were called between 6:30-9:30pm local time for the respondent.
Field Dates	August 18 th to 22 nd and September 10 th to 14 th , 2021
Language of Survey	The survey was conducted in both English and French.
Standards	Nanos Research is a member of the Canadian Research Insights Council (CRIC) and confirms that this research fully complies with all CRIC Standards including the CRIC Public Opinion Research Standards and Disclosure Requirements. https://canadianresearchinsightscouncil.ca/standards/

Element	Description
Weighting of Data	The results were weighted by age and gender using the latest Census information (2016) and the sample is geographically stratified to ensure a distribution across all regions of Canada. See tables for full weighting disclosure
Screening	Screening ensured potential respondents did not work in the market research industry, in the advertising industry, in the media or a political party prior to administering the survey to ensure the integrity of the data.
Excluded Demographics	Individuals younger than 18 years old; individuals without land or cell lines could not participate.
Stratification	By age and gender using the latest Census information (2016) and the sample is geographically stratified to be representative of Canada. Smaller areas such as Atlantic Canada were marginally oversampled to allow for a minimum regional sample.
Estimated Response Rate	Six percent, consistent with industry norms.
Question Order	Question order in the preceding report reflects the order in which they appeared in the original questionnaire.
Question Content	This was module two of a nightly omnibus survey. The preceding module was about unprompted national issues of concern.
Question Wording	The questions in the preceding report are written exactly as they were asked to individuals.
Research/Data Collection Supplier	Nanos Research
Contact	Contact Nanos Research for more information or with any concerns or questions. www.nanos.co Telephone: (613) 234-4666 ext. 237 Email: info@nanosresearch.com .

NANOS vs 2019 ELECTION RESULT



Party	Sunday 20 th Only	Election Results 2019	Variance
Conservative	32.5%	34.4%	-1.9
Liberal	31.7%	33.1%	-1.4
NDP	20.8%	15.9%	+4.9
GPC	6.0%	6.5%	-0.5
BQ	7.2%	7.7%	-0.5
PPC	1.5%	1.6%	-0.1
Other	0.3%	0.5%	-0.2
Decided Voters	n=739		
Margin of Error > 19 times out of 20 > ±3.6			

NANOS RELIABILITY

Explore over 5400 trendlines and customize charts with the new Nanos subscriber data portal

Nanos Research is pleased to announce the release of a new and improved subscriber data portal. With greater functionality, integrated user experience and more data, now you can search and call up over 5400 trendlines on a variety of political, economic, social and public policy issues.

It also includes nightly ballot tracking during the federal election.

The enhanced functionality of this new data portal includes:

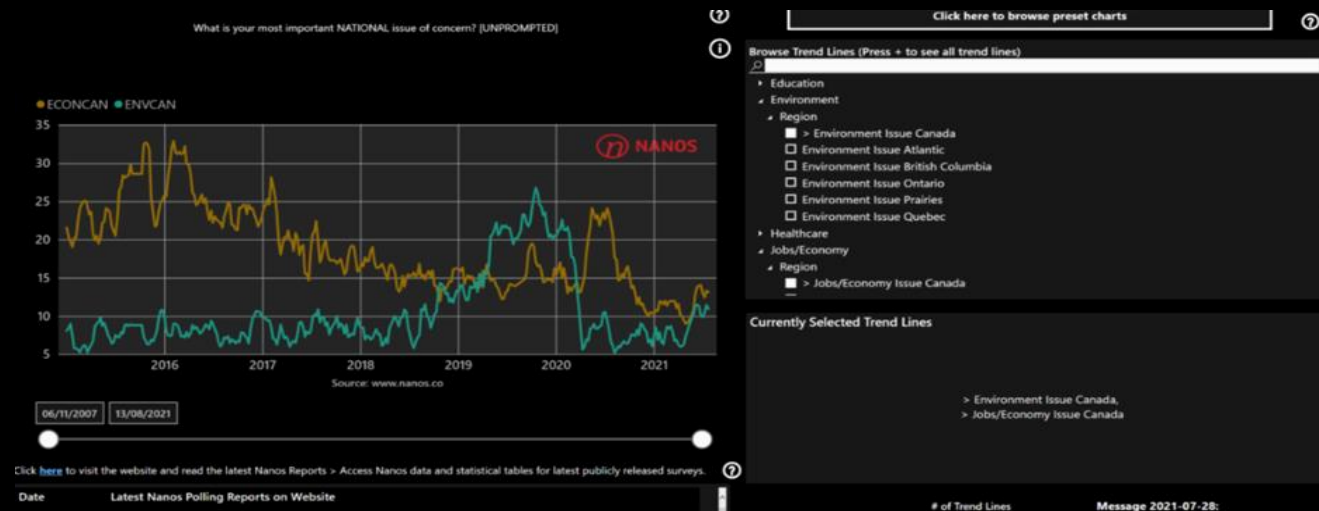
- Pre-set charts for easy navigation by age, region and demographic
- The ability to create customized charts that integrate political, economic, social and public policy sentiment
- An intuitive sliding date filter for the chart
- A new search function that lets you browse the more than 5400 available trendlines
- A news feed for our latest Nanos survey insights

[Subscribe now](#) for just \$5 a month (\$60 for a 12-month subscription) to have unlimited access

Sample pre-set charts page



Build your own custom chart page

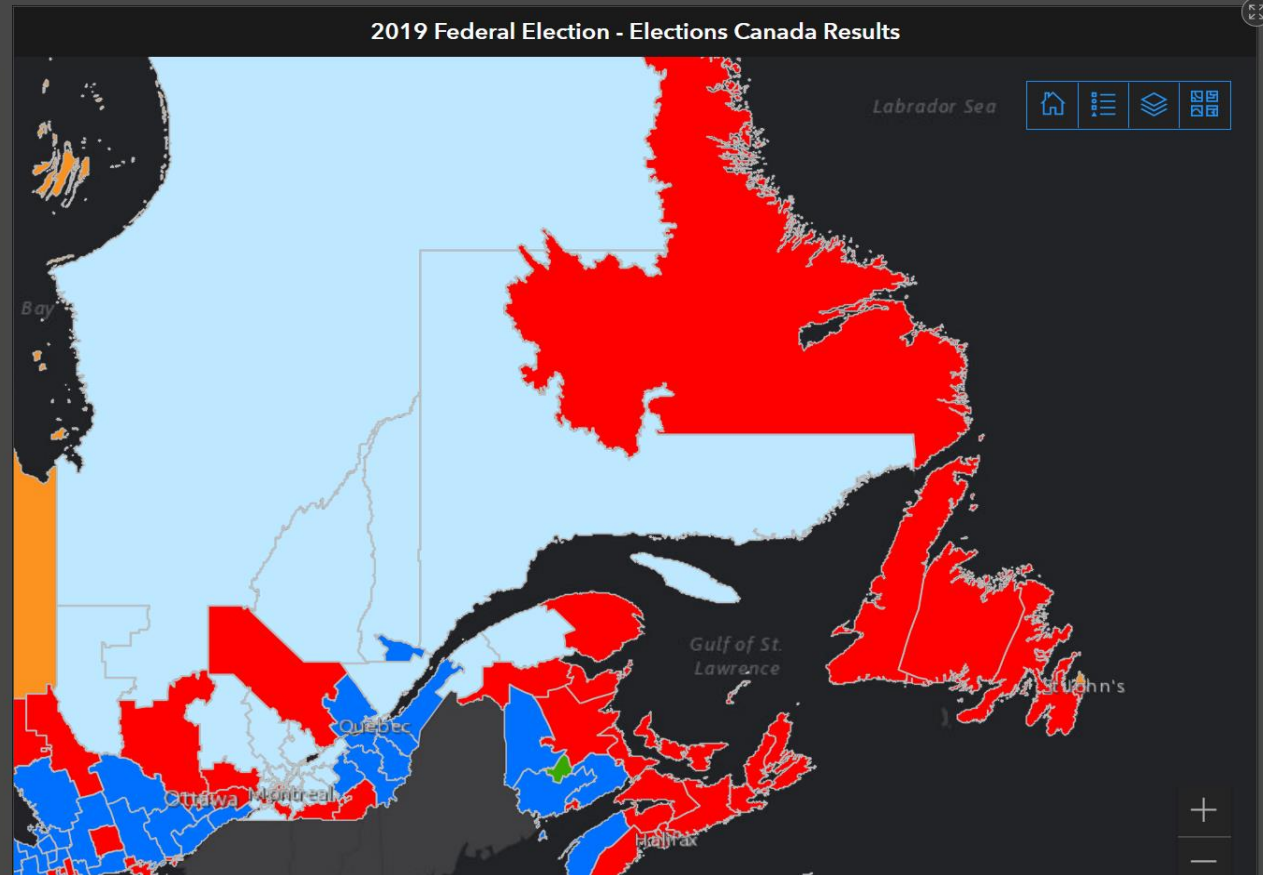
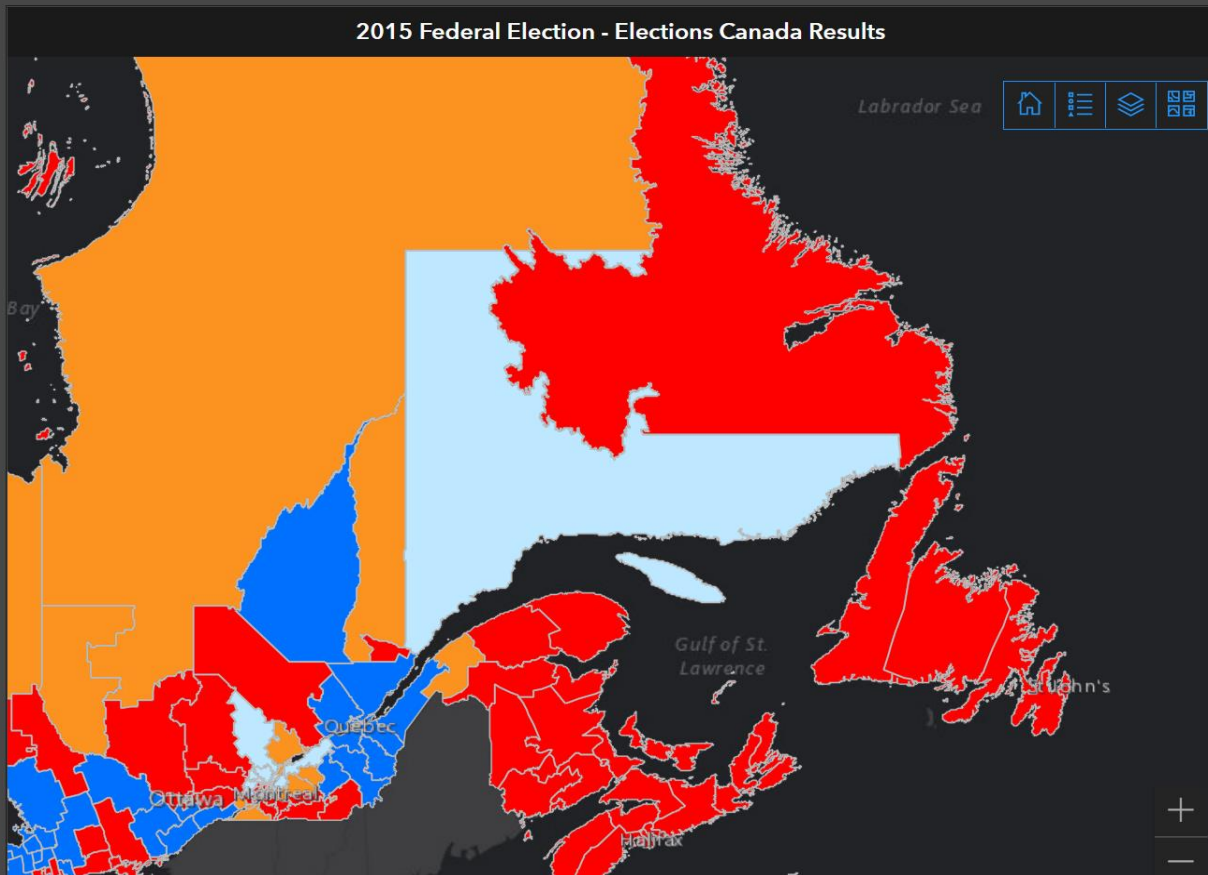


NANOS DATA PORTALS

Nanos is pleased to share a full range of data for free to Canadians and also to subscribers.

The Free Interactive Elections Results Map contains Elections Canada results from the 2015 and 2019 elections, highs, lows, and averages from the last two votes from an election or by-election, and Elections Canada heat maps of support by party for each federal riding.

To visit the Free Interactive Elections Results Map, [click here](#).





nanos dimap analytika



NANOS RUTHERFORD McKAY & Co.

As one of North America's premier market and public opinion research firms, we put strategic intelligence into the hands of decision makers. The majority of our work is for private sector and public facing organizations and ranges from market studies, managing reputation through to leveraging data intelligence. Nanos Research offers a vertically integrated full service quantitative and qualitative research practice to attain the highest standards and the greatest control over the research process. www.nanos.co

This international joint venture between [dimap](http://www.dimap.com) and [Nanos](http://www.nanos.co) brings together top research and data experts from North American and Europe to deliver exceptional data intelligence to clients. The team offers data intelligence services ranging from demographic and sentiment microtargeting; consumer sentiment identification and decision conversion; and, data analytics and profiling for consumer persuasion. www.nanosdimap.com

NRM is an affiliate of Nanos Research and Rutherford McKay Associates. Our service offerings are based on decades of professional experience and extensive research and include public acceptance and engagement, communications audits, and narrative development. www.nrmpublicaffairs.com

2021-1947 – Regional Drilldown– August 18th to August 22nd – FIVE DAY ROLLUP – STAT SHEET

			Region								Gender		Age		
			Canada Five days ending Aug 22	Atlantic	Quebec - Rest of Quebec	Quebec - Montreal	Ontario - GTA	Rest of Ontario	Prairies	British Columbia	Male	Female	18 to 34	35 to 54	55 plus
Vote Profile	Total	Unwgt N	2000	225	363	104	289	336	434	249	1011	989	362	726	912
		Wgt N	2000	135	350	117	368	400	365	266	966	1035	546	684	771
	The Liberal Party of Canada	%	30.7	35.0	26.9	41.0	39.5	35.7	20.0	23.9	27.7	33.4	24.7	30.1	35.4
	The Conservative Party of Canada	%	29.0	24.6	15.6	7.2	30.7	31.6	44.2	31.0	36.0	22.4	26.0	29.2	30.8
	The New Democratic Party of Canada	%	17.3	18.5	14.1	22.8	15.7	16.8	13.8	26.0	13.2	21.0	25.8	17.2	11.3
	The Bloc Quebecois	%	5.0	0.0	23.7	14.6	0.0	0.0	0.0	0.0	5.7	4.3	3.2	4.8	6.4
	The Green Party of Canada	%	3.8	5.9	2.9	6.3	2.5	3.6	3.0	5.7	4.4	3.1	4.4	3.7	3.4
	The People’s Party of Canada	%	1.7	1.3	1.5	0.0	1.0	1.3	4.1	1.1	1.9	1.5	2.8	1.6	0.9
	Other	%	0.7	0.4	0.2	0.0	0.2	1.2	1.4	0.5	0.7	0.6	0.5	0.8	0.6
	Undecided	%	12.0	14.4	15.2	8.1	10.5	9.8	13.5	11.8	10.4	13.6	12.5	12.6	11.3

Nanos conducted an RDD dual frame (land- and cell- lines) random telephone survey of 2,000 Canadians, 18 years of age or older. Five-day period (400 per night) ending August 22nd, 2021. The margin of error for this survey is ± 2.1 percentage points, 19 times out of 20. The margin of error for regional subsamples is wider.

www.nanos.co

2021-1947 – Regional Drilldown– August 18th to August 22nd – FIVE DAY ROLLUP – STAT SHEET

			Region								Gender		Age		
			Canada Five days ending Aug 22	Atlantic	Quebec - Rest of Quebec	Quebec - Montreal	Ontario - GTA	Rest of Ontario	Prairies	British Columbia	Male	Female	18 to 34	35 to 54	55 plus
Ballot	Total	Unwgt N	1758	194	312	95	254	306	376	221	903	855	314	638	806
		Wgt N	1760	116	297	107	330	361	315	234	865	894	478	598	684
	The Liberal Party of Canada	%	34.9	40.9	31.7	44.7	44.1	39.5	23.1	27.1	30.9	38.7	28.2	34.4	39.9
	The Conservative Party of Canada	%	32.9	28.7	18.4	7.8	34.3	35.1	51.1	35.1	40.2	25.9	29.7	33.4	34.7
	The New Democratic Party of Canada	%	19.6	21.6	16.6	24.8	17.6	18.6	15.9	29.5	14.8	24.3	29.5	19.7	12.7
	The Bloc Quebecois	%	5.7	0.0	27.9	15.9	0.0	0.0	0.0	0.0	6.4	5.0	3.7	5.5	7.2
	The Green Party of Canada	%	4.3	6.9	3.4	6.8	2.7	4.0	3.5	6.5	4.9	3.6	5.0	4.2	3.8
	The People’s Party of Canada	%	1.9	1.5	1.7	0.0	1.1	1.4	4.7	1.3	2.1	1.7	3.3	1.8	1.0
	Other	%	0.8	0.4	0.2	0.0	0.2	1.3	1.6	0.6	0.8	0.7	0.6	0.9	0.7

Nanos conducted an RDD dual frame (land- and cell- lines) random telephone survey of 2,000 Canadians, 18 years of age or older. Five-day period (400 per night) ending August 22nd, 2021. The margin of error for this survey is ± 2.1 percentage points, 19 times out of 20. The margin of error for regional subsamples is wider.

www.nanos.co

2021-1947 – Regional Drilldown– August 18th to August 22nd – FIVE DAY ROLLUP – STAT SHEET

Of the current federal political party leaders, could you please rank your top two current local preferences for Prime Minister? [ROTATE PARTY LEADERS]

			Region								Gender		Age		
			Canada Five days ending Aug 22	Atlantic	Quebec - Rest of Quebec	Quebec - Montreal	Ontario - GTA	Rest of Ontario	Prairies	British Columbia	Male	Female	18 to 34	35 to 54	55 plus
Question – First Ranked Preferred Prime Minister	Total	Unwgt N	2000	225	363	104	289	336	434	249	1011	989	362	726	912
		Wgt N	2000	135	350	117	368	400	365	266	966	1035	546	684	771
	Justin Trudeau	%	34.0	40.7	32.5	52.6	40.7	34.2	22.6	30.9	31.0	36.9	25.3	34.5	39.8
	Erin O'Toole	%	25.7	22.3	13.0	9.4	25.6	27.1	40.5	29.1	33.2	18.7	22.1	27.4	26.7
	Jagmeet Singh	%	16.8	17.0	17.5	19.3	16.6	16.7	11.1	23.1	14.1	19.3	26.6	16.0	10.6
	Yves-François Blanchet	%	3.0	0.0	14.8	6.0	0.0	0.5	0.0	0.0	2.8	3.2	1.9	3.4	3.5
	Annamie Paul	%	1.6	1.3	1.8	4.0	0.7	2.0	1.7	1.1	1.9	1.3	2.1	2.0	0.9
	Maxime Bernier	%	3.2	2.3	2.7	0.7	2.4	1.9	7.2	2.6	3.0	3.3	4.4	3.2	2.2
	Unsure	%	15.7	16.3	17.8	7.9	14.1	17.7	17.0	13.2	13.9	17.3	17.6	13.3	16.4

Nanos conducted an RDD dual frame (land- and cell- lines) random telephone survey of 2,000 Canadians, 18 years of age or older. Five-day period (400 per night) ending August 22nd, 2021. The margin of error for this survey is ± 2.1 percentage points, 19 times out of 20. The margin of error for regional subsamples is wider.

www.nanos.co

2021-1947 – Regional Drilldown– August 18th to August 22nd – FIVE DAY ROLLUP – STAT SHEET

			Region		Gender		Age		
			Quebec	Ontario	Male	Female	18 to 34	35 to 54	55 plus
Vote Profile	Total	Unwgt N	467	625	1011	989	362	726	912
		Wgt N	467	768	966	1035	546	684	771
	The Liberal Party of Canada	%	30.4	37.5	27.7	33.4	24.7	30.1	35.4
	The Conservative Party of Canada	%	13.5	31.2	36.0	22.4	26.0	29.2	30.8
	The New Democratic Party of Canada	%	16.3	16.3	13.2	21.0	25.8	17.2	11.3
	The Bloc Quebecois	%	21.4	0.0	5.7	4.3	3.2	4.8	6.4
	The Green Party of Canada	%	3.7	3.1	4.4	3.1	4.4	3.7	3.4
	The People's Party of Canada	%	1.1	1.1	1.9	1.5	2.8	1.6	0.9
	Other	%	0.1	0.7	0.7	0.6	0.5	0.8	0.6
	Undecided	%	13.5	10.1	10.4	13.6	12.5	12.6	11.3

Nanos conducted an RDD dual frame (land- and cell- lines) random telephone survey of 2,000 Canadians, 18 years of age or older. Five-day period (400 per night) ending August 22nd, 2021. The margin of error for this survey is ± 2.1 percentage points, 19 times out of 20. The margin of error for regional subsamples is wider.

www.nanos.co

2021-1947 – Regional Drilldown– August 18th to August 22nd – FIVE DAY ROLLUP – STAT SHEET

			Region		Gender		Age		
			Quebec	Ontario	Male	Female	18 to 34	35 to 54	55 plus
Ballot	Total	Unwgt N	407	560	903	855	314	638	806
		Wgt N	404	690	865	894	478	598	684
	The Liberal Party of Canada	%	35.2	41.7	30.9	38.7	28.2	34.4	39.9
	The Conservative Party of Canada	%	15.5	34.7	40.2	25.9	29.7	33.4	34.7
	The New Democratic Party of Canada	%	18.8	18.1	14.8	24.3	29.5	19.7	12.7
	The Bloc Quebecois	%	24.7	0.0	6.4	5.0	3.7	5.5	7.2
	The Green Party of Canada	%	4.3	3.4	4.9	3.6	5.0	4.2	3.8
	The People's Party of Canada	%	1.3	1.3	2.1	1.7	3.3	1.8	1.0
	Other	%	0.2	0.8	0.8	0.7	0.6	0.9	0.7

Nanos conducted an RDD dual frame (land- and cell- lines) random telephone survey of 2,000 Canadians, 18 years of age or older. Five-day period (400 per night) ending August 22nd, 2021. The margin of error for this survey is ± 2.1 percentage points, 19 times out of 20. The margin of error for regional subsamples is wider.

www.nanos.co

2021-1947 – Regional Drilldown– August 18th to August 22nd – FIVE DAY ROLLUP – STAT SHEET

Of the current federal political party leaders, could you please rank your top two current local preferences for Prime Minister? [ROTATE PARTY LEADERS]

			Region		Gender		Age		
			Quebec	Ontario	Male	Female	18 to 34	35 to 54	55 plus
Question – First Ranked Preferred Prime Minister	Total	Unwgt N	467	625	1011	989	362	726	912
		Wgt N	467	768	966	1035	546	684	771
	Justin Trudeau	%	37.5	37.3	31.0	36.9	25.3	34.5	39.8
	Erin O'Toole	%	12.1	26.4	33.2	18.7	22.1	27.4	26.7
	Jagmeet Singh	%	17.9	16.7	14.1	19.3	26.6	16.0	10.6
	Yves-François Blanchet	%	12.6	0.2	2.8	3.2	1.9	3.4	3.5
	Annamie Paul	%	2.3	1.3	1.9	1.3	2.1	2.0	0.9
	Maxime Bernier	%	2.2	2.1	3.0	3.3	4.4	3.2	2.2
	Unsure	%	15.3	16.0	13.9	17.3	17.6	13.3	16.4

Nanos conducted an RDD dual frame (land- and cell- lines) random telephone survey of 2,000 Canadians, 18 years of age or older. Five-day period (400 per night) ending August 22nd, 2021. The margin of error for this survey is ± 2.1 percentage points, 19 times out of 20. The margin of error for regional subsamples is wider.

www.nanos.co

2021-1947 – Regional Drilldown– September 10th to September 14th – FIVE DAY ROLLUP – STAT SHEET

			Region								Gender		Age		
			Canada Five days ending Sept 14	Atlantic	Quebec - Rest of Quebec	Quebec - Montreal	Ontario - GTA	Rest of Ontario	Prairies	British Columbia	Male	Female	18 to 34	35 to 54	55 plus
Vote Profile	Total	Unwgt N	2113	206	350	140	292	344	458	323	1161	952	448	733	932
		Wgt N	2000	135	350	117	368	400	365	266	966	1035	546	684	771
	The Liberal Party of Canada	%	29.6	37.3	24.2	44.0	41.7	31.6	15.8	25.8	26.2	32.9	24.9	27.6	34.8
	The Conservative Party of Canada	%	28.0	28.7	18.6	8.6	24.1	30.1	45.1	27.4	36.6	20.0	22.0	29.6	30.9
	The New Democratic Party of Canada	%	18.6	18.3	13.0	16.3	16.0	20.5	21.2	24.5	14.1	22.8	30.3	16.2	12.5
	The Bloc Quebecois	%	5.9	0.0	27.0	19.7	0.0	0.0	0.0	0.0	6.9	4.9	2.3	5.9	8.3
	The Green Party of Canada	%	3.4	2.3	3.1	3.0	2.1	4.0	1.9	7.3	2.4	4.3	3.7	3.0	3.5
	The People's Party of Canada	%	5.9	4.4	4.6	1.1	5.2	7.6	7.1	7.4	5.9	6.0	7.3	7.4	3.7
	Other	%	0.5	0.0	0.2	0.0	0.0	0.8	1.4	0.2	0.7	0.3	0.4	0.6	0.4
	Undecided	%	8.1	8.9	9.3	7.3	10.8	5.4	7.6	7.4	7.3	8.8	9.0	9.7	6.0

Nanos conducted an RDD dual frame (land- and cell- lines) random telephone survey of 2,113 Canadians, 18 years of age or older. Five-day period (400 per night) ending September 14th, 2021. The margin of error for this survey is ± 2.1 percentage points, 19 times out of 20. The margin of error for regional sub-samples is wider.

www.nanos.co

2021-1947 – Regional Drilldown– September 10th to September 14th – FIVE DAY ROLLUP – STAT SHEET

			Region								Gender		Age		
			Canada Five days ending Sept 14	Atlantic	Quebec - Rest of Quebec	Quebec - Montreal	Ontario - GTA	Rest of Ontario	Prairies	British Columbia	Male	Female	18 to 34	35 to 54	55 plus
Ballot	Total	Unwgt N	1945	188	317	130	261	327	422	300	1076	869	405	666	874
		Wgt N	1839	123	318	108	328	379	337	246	895	943	496	617	725
	The Liberal Party of Canada	%	32.2	41.0	26.7	47.5	46.7	33.4	17.1	27.9	28.2	36.1	27.4	30.6	37.0
	The Conservative Party of Canada	%	30.5	31.5	20.5	9.3	27.0	31.8	48.8	29.5	39.4	22.0	24.1	32.7	32.8
	The New Democratic Party of Canada	%	20.3	20.1	14.3	17.6	17.9	21.6	22.9	26.4	15.2	25.1	33.3	18.0	13.2
	The Bloc Quebecois	%	6.4	0.0	29.8	21.2	0.0	0.0	0.0	0.0	7.4	5.4	2.6	6.6	8.8
	The Green Party of Canada	%	3.7	2.6	3.4	3.2	2.4	4.2	2.0	7.9	2.6	4.7	4.1	3.3	3.7
	The People’s Party of Canada	%	6.5	4.8	5.1	1.2	5.9	8.0	7.6	8.0	6.3	6.6	8.0	8.2	3.9
	Other	%	0.5	0.0	0.2	0.0	0.0	0.9	1.5	0.3	0.7	0.3	0.5	0.7	0.4

Nanos conducted an RDD dual frame (land- and cell- lines) random telephone survey of 2,113 Canadians, 18 years of age or older. Five-day period (400 per night) ending September 14th, 2021. The margin of error for this survey is ± 2.1 percentage points, 19 times out of 20. The margin of error for regional sub-samples is wider.

www.nanos.co

2021-1947 – Regional Drilldown– September 10th to September 14th – FIVE DAY ROLLUP – STAT SHEET

Of the current federal political party leaders, could you please rank your top two current local preferences for Prime Minister? [ROTATE PARTY LEADERS]

			Region								Gender		Age		
			Canada Five days ending Sept 14	Atlantic	Quebec - Rest of Quebec	Quebec - Montreal	Ontario - GTA	Rest of Ontario	Prairies	British Columbia	Male	Female	18 to 34	35 to 54	55 plus
Question – First Ranked Preferred Prime Minister	Total	Unwgt N	2113	206	350	140	292	344	458	323	1161	952	448	733	932
		Wgt N	2000	135	350	117	368	400	365	266	966	1035	546	684	771
	Justin Trudeau	%	31.5	33.5	33.7	51.9	39.3	32.2	18.5	25.0	29.6	33.4	24.2	31.2	37.1
	Erin O'Toole	%	28.3	27.7	23.6	10.1	22.7	30.2	41.6	29.1	36.7	20.4	20.7	29.0	32.9
	Jagmeet Singh	%	19.1	23.2	10.6	19.4	17.6	20.5	22.2	23.6	14.6	23.3	31.1	17.0	12.3
	Yves-François Blanchet	%	2.9	0.0	13.3	6.9	0.5	0.7	0.0	0.0	3.2	2.7	2.6	2.9	3.2
	Annamie Paul	%	2.3	1.9	1.6	0.6	3.0	1.4	2.0	5.1	1.8	2.8	2.7	2.5	1.9
	Maxime Bernier	%	5.8	3.3	4.2	1.1	4.7	7.4	8.6	6.2	6.0	5.6	7.4	6.5	4.0
	Unsure	%	10.1	10.3	12.9	10.0	12.3	7.6	7.2	11.0	8.2	11.8	11.3	10.9	8.5

Nanos conducted an RDD dual frame (land- and cell- lines) random telephone survey of 2,113 Canadians, 18 years of age or older. Five-day period (400 per night) ending September 14th, 2021. The margin of error for this survey is ± 2.1 percentage points, 19 times out of 20. The margin of error for regional sub-samples is wider.

www.nanos.co

2021-1947 – Regional Drilldown– September 10th to September 14th – FIVE DAY ROLLUP – STAT SHEET

			Region		Gender		Age		
			Quebec	Ontario	Male	Female	18 to 34	35 to 54	55 plus
Vote Profile	Total	Unwgt N	490	636	1161	952	448	733	932
		Wgt N	467	768	966	1035	546	684	771
	The Liberal Party of Canada	%	29.2	36.5	26.2	32.9	24.9	27.6	34.8
	The Conservative Party of Canada	%	16.1	27.3	36.6	20.0	22.0	29.6	30.9
	The New Democratic Party of Canada	%	13.8	18.3	14.1	22.8	30.3	16.2	12.5
	The Bloc Quebecois	%	25.2	0.0	6.9	4.9	2.3	5.9	8.3
	The Green Party of Canada	%	3.0	3.1	2.4	4.3	3.7	3.0	3.5
	The People's Party of Canada	%	3.8	6.5	5.9	6.0	7.3	7.4	3.7
	Other	%	0.2	0.4	0.7	0.3	0.4	0.6	0.4
	Undecided	%	8.8	8.0	7.3	8.8	9.0	9.7	6.0

Nanos conducted an RDD dual frame (land- and cell- lines) random telephone survey of 2,113 Canadians, 18 years of age or older. Five-day period (400 per night) ending September 14th, 2021. The margin of error for this survey is ± 2.1 percentage points, 19 times out of 20. The margin of error for regional sub-samples is wider.

www.nanos.co

2021-1947 – Regional Drilldown– September 10th to September 14th – FIVE DAY ROLLUP – STAT SHEET

			Region		Gender		Age		
			Quebec	Ontario	Male	Female	18 to 34	35 to 54	55 plus
Ballot	Total	Unwgt N	447	588	1076	869	405	666	874
		Wgt N	426	707	895	943	496	617	725
	The Liberal Party of Canada	%	32.0	39.6	28.2	36.1	27.4	30.6	37.0
	The Conservative Party of Canada	%	17.6	29.6	39.4	22.0	24.1	32.7	32.8
	The New Democratic Party of Canada	%	15.2	19.9	15.2	25.1	33.3	18.0	13.2
	The Bloc Quebecois	%	27.6	0.0	7.4	5.4	2.6	6.6	8.8
	The Green Party of Canada	%	3.3	3.4	2.6	4.7	4.1	3.3	3.7
	The People's Party of Canada	%	4.1	7.0	6.3	6.6	8.0	8.2	3.9
	Other	%	0.2	0.5	0.7	0.3	0.5	0.7	0.4

Nanos conducted an RDD dual frame (land- and cell- lines) random telephone survey of 2,113 Canadians, 18 years of age or older. Five-day period (400 per night) ending September 14th, 2021. The margin of error for this survey is ± 2.1 percentage points, 19 times out of 20. The margin of error for regional sub-samples is wider.

www.nanos.co

2021-1947 – Regional Drilldown– September 10th to September 14th – FIVE DAY ROLLUP – STAT SHEET

Of the current federal political party leaders, could you please rank your top two current local preferences for Prime Minister? [ROTATE PARTY LEADERS]

			Region		Gender		Age		
			Quebec	Ontario	Male	Female	18 to 34	35 to 54	55 plus
Question – First Ranked Preferred Prime Minister	Total	Unwgt N	490	636	1161	952	448	733	932
		Wgt N	467	768	966	1035	546	684	771
	Justin Trudeau	%	38.2	35.6	29.6	33.4	24.2	31.2	37.1
	Erin O'Toole	%	20.2	26.6	36.7	20.4	20.7	29.0	32.9
	Jagmeet Singh	%	12.8	19.1	14.6	23.3	31.1	17.0	12.3
	Yves-François Blanchet	%	11.7	0.6	3.2	2.7	2.6	2.9	3.2
	Annamie Paul	%	1.4	2.2	1.8	2.8	2.7	2.5	1.9
	Maxime Bernier	%	3.5	6.1	6.0	5.6	7.4	6.5	4.0
	Unsure	%	12.2	9.9	8.2	11.8	11.3	10.9	8.5

Nanos conducted an RDD dual frame (land- and cell- lines) random telephone survey of 2,113 Canadians, 18 years of age or older. Five-day period (400 per night) ending September 14th, 2021. The margin of error for this survey is ± 2.1 percentage points, 19 times out of 20. The margin of error for regional sub-samples is wider.

www.nanos.co