



Canadians and Americans remain unified on security, split on rights and values – 17 year tracking study.

The Nanos-UB North American Monitor has been tracking the sentiment of Canadians and Americans for 16 years. This is the first wave with Joe Biden as President of the United States and sixth wave with Justin Trudeau as Prime Minister of Canada.

The Nanos North American Monitor is conducted by the Nanos Research Corporation, which is headquartered in Canada and operates both in Canada and the United States. Parallel questions on bi-national issues are tracked by means of a hybrid telephone and online random sample of Canadians in the month of June, and a random representative online sample of Americans conducted in the month of July.

Nanos conducted an RDD dual frame hybrid telephone and online survey of 1,029 Canadians, 18 years of age or older, between May 30th and June 2nd, 2021, and a random, representative online survey of 1,023 Americans between June 30th and July 1st, 2021.

Key Findings

1

Health threats

Americans and Canadians agree that China poses the greatest health threat to their countries (Americans: 73%; Canadians: 65%), while Canadians were more likely than Americans to view the other of the two countries as the greatest health threat to their own country (30% of Canadians said the U.S. while 5% of Americans said Canada). Nearly one in eight Americans (12%) stated Mexico.

2

National interest

Canadians were more likely to strongly agree or agree that their country should follow its own interests over the interest of other countries than Americans. Over half of Canadians either strongly agree (19%) or agree (36%) with Canada following its own interests, remaining consistent with previous waves. Over one in three Americans either strongly agree (10%) or agree (29%) with the U.S. following its own interests, down from previous waves. Nearly one in three Americans (31%) neither agree nor disagree, up from previous waves.

3

Values and rights

Americans were more likely than Canadians to say that both countries share common values. Canadians continue to be most likely to say Britain is closest to Canada in terms of both human rights (42%) and family values (42%). Over half (55%) of Canadians are likely to say that the U.S. is most similar in terms of business values. Americans continue to be most likely to say Canada is the closest country to the U.S. in terms of human rights (63%), family values (58%), and business values (37%).

4

Inspections by officials

Canadians and Americans agree that China is the greatest priority for inspecting goods and questioning visitors. China continues to be the top answer among Canadians in terms of inspecting goods (65%) and questioning visitors (57%). Americans most frequently stated China in terms of inspecting goods (55%) and questioning visitors (43%). Americans also frequently said Mexico (39%) as a priority for questioning visitors.

5

Cooperation

Americans and Canadians agree on cooperation between their two countries. Most Canadians continue to state that Canada and the U.S. should either work much closer with or somewhat closer with the U.S. on things like national security (much closer: 25%; somewhat closer: 30%) and anti-terrorism (much closer: 33%; somewhat closer: 27%). Americans answered similarly regarding national security (much closer: 29%; somewhat closer: 35%) and anti-terrorism (much closer: 41%; somewhat closer: 32%).

Health Threat

“

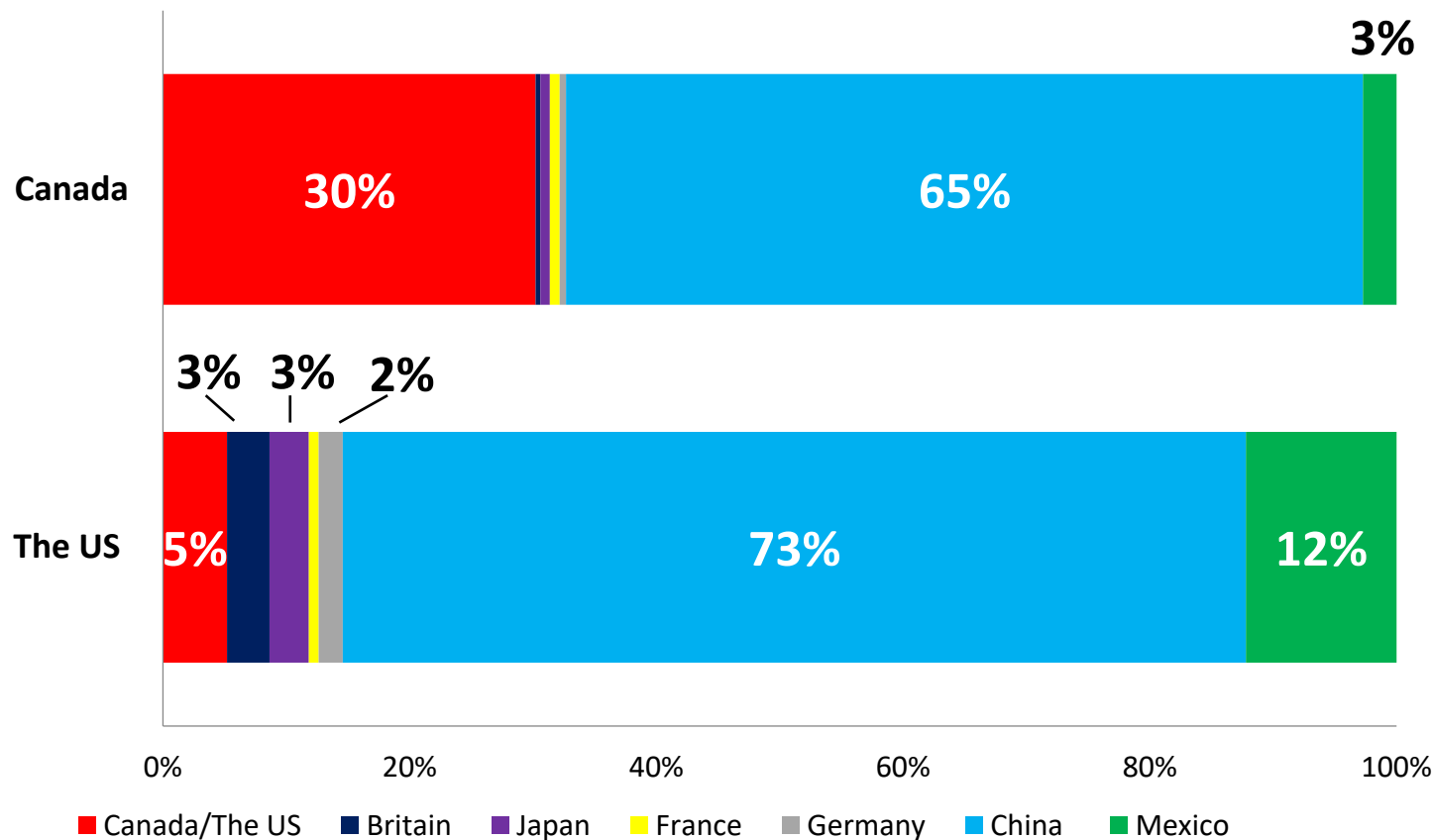
Canadians were most likely to say that China poses the greatest health threat to their country in 2021, compared to being most likely to say the US in 2020. Americans remain most likely to say China poses the greatest health threat to their country in 2021 as in 2020.

”

Comparing who Canadians and Americans think is the greatest health risk

Q

Which of the following countries is the greatest health threat to [CANADIANS/AMERICANS] when it comes to things like a pandemic.



“

Both Canadians (65%) and Americans (73%) were most likely to say that China poses the greatest health threat to their countries.

Canadians were more likely (30%) than Americans (5%) to say the other of the two countries poses the greatest health risk.

”

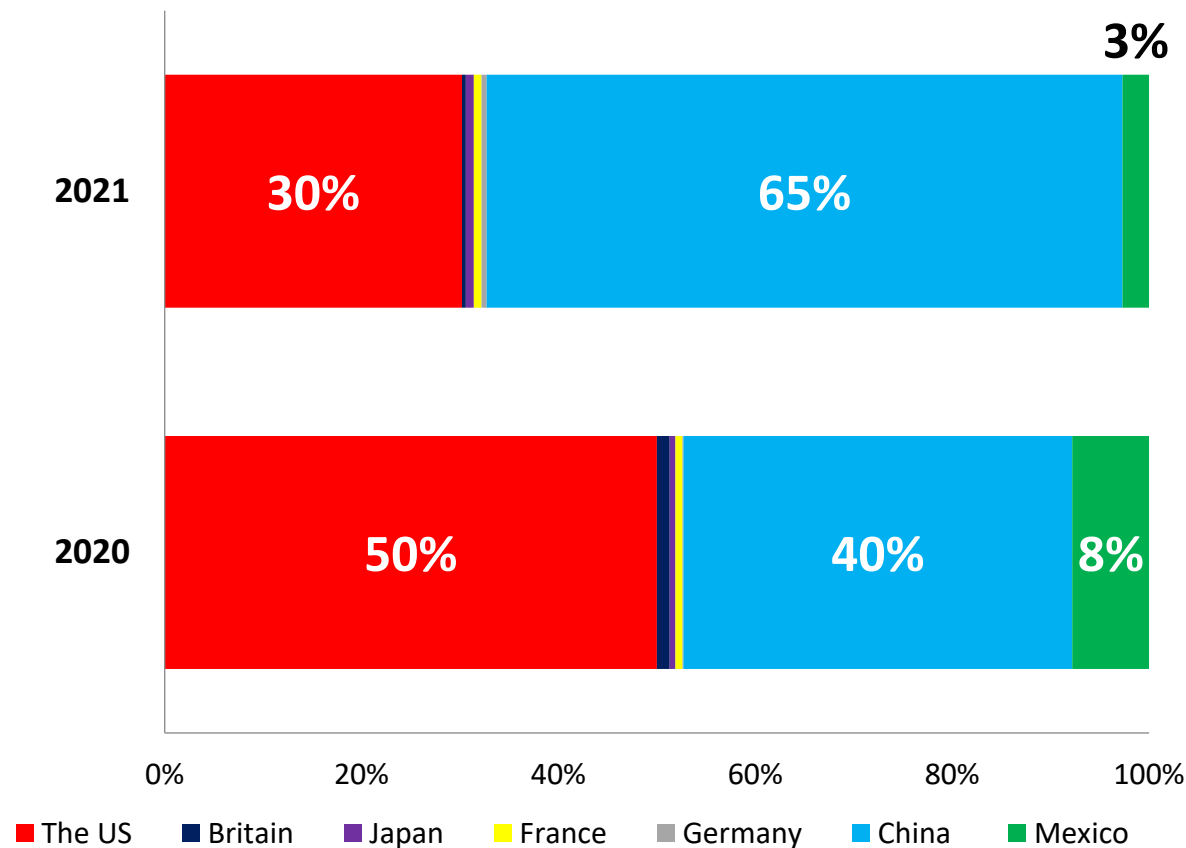
*Weighted to the true population proportion.

*Charts may not add up to 100 due to rounding.

*The net score is the difference between all positive and negative numbers in a question.

Source: Nanos Research, RDD dual frame hybrid telephone and online random survey, May 30th to June 2nd, 2021, n=1029 Canadians, accurate 3.1 percentage points plus or minus, 19 times out of 20. Nanos Research, online random survey, June 30th to July 1st, 2021, n=1023 Americans, accurate 3.1 percentage points plus or minus.

Canadians on what country is the greatest health threat



*Weighted to the true population proportion.

*Charts may not add up to 100 due to rounding.

*The net score is the difference between all positive and negative numbers in a question.

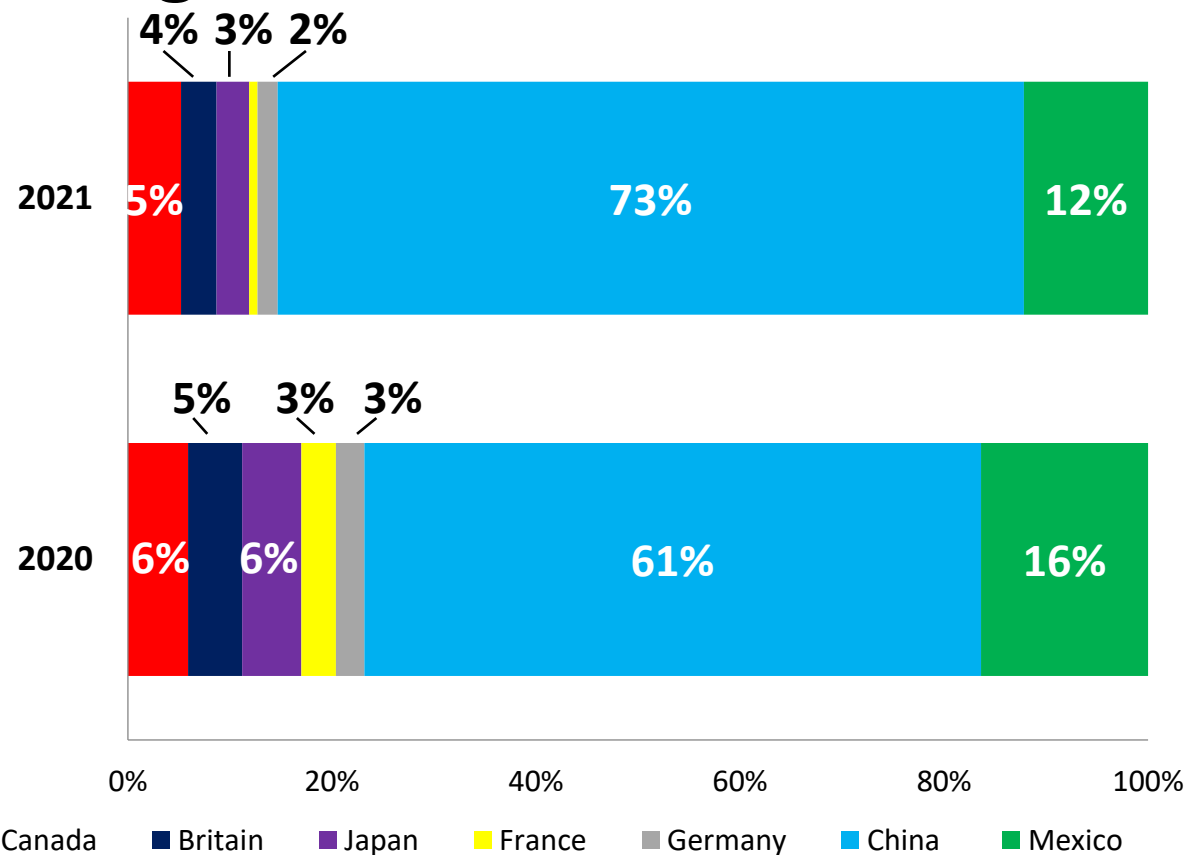
Source: Nanos Research, RDD dual frame hybrid telephone and online random survey, May 30th to June 2nd, 2021, n=1029 Canadians, accurate 3.1 percentage points plus or minus, 19 times out of 20.

Q

Which of the following countries is the greatest health threat to Canadians when it comes to things like a pandemic.

The US	Atlantic (n=93)	Quebec (n=229)	Ontario (n=332)	Prairies (n=209)	BC (n=166)
	45.2%	23.3%	31.7%	28.5%	32.7%
	Men (n=543)	Women (n=486)	18 to 34 (n=166)	35 to 54 (n=395)	55 plus (n=468)
	24.4%	35.8%	39.0%	31.1%	23.2%
China	Atlantic (n=93)	Quebec (n=229)	Ontario (n=332)	Prairies (n=209)	BC (n=166)
	51.2%	68.8%	64.7%	67.3%	59.8%
	Men (n=543)	Women (n=486)	18 to 34 (n=166)	35 to 54 (n=395)	55 plus (n=468)
	70.2%	59.3%	54.7%	63.4%	72.7%

Americans on what country is the greatest health threat



*Weighted to the true population proportion.

*Charts may not add up to 100 due to rounding.

*The net score is the difference between all positive and negative numbers in a question.

Q

Which of the following countries is the greatest health threat to Americans when it comes to things like a pandemic.

	Northeast (n=203)	Midwest (n=202)	South (n=403)	West (n=215)	Men (n=482)
China	73.4%	75.2%	80.9%	63.3%	73.7%
	Women (n=539)	18 to 34 (n=361)	35 to 54 (n=308)	55 plus (n=354)	
	72.8%	61.4%	71.9%	82.9%	
Mexico					
	Northeast (n=203)	Midwest (n=202)	South (n=403)	West (n=215)	Men (n=482)
	11.1%	8.5%	11.3%	19.7%	13.3%
	Women (n=539)	18 to 34 (n=361)	35 to 54 (n=308)	55 plus (n=354)	
	11.3%	15.8%	12.2%	9.6%	

National Interest

“

Canadians most frequently agree that their country should follow its own interests, even if this leads to conflict with other nations. Under the Biden administration, Americans are as likely to neither agree nor disagree as they are to agree.

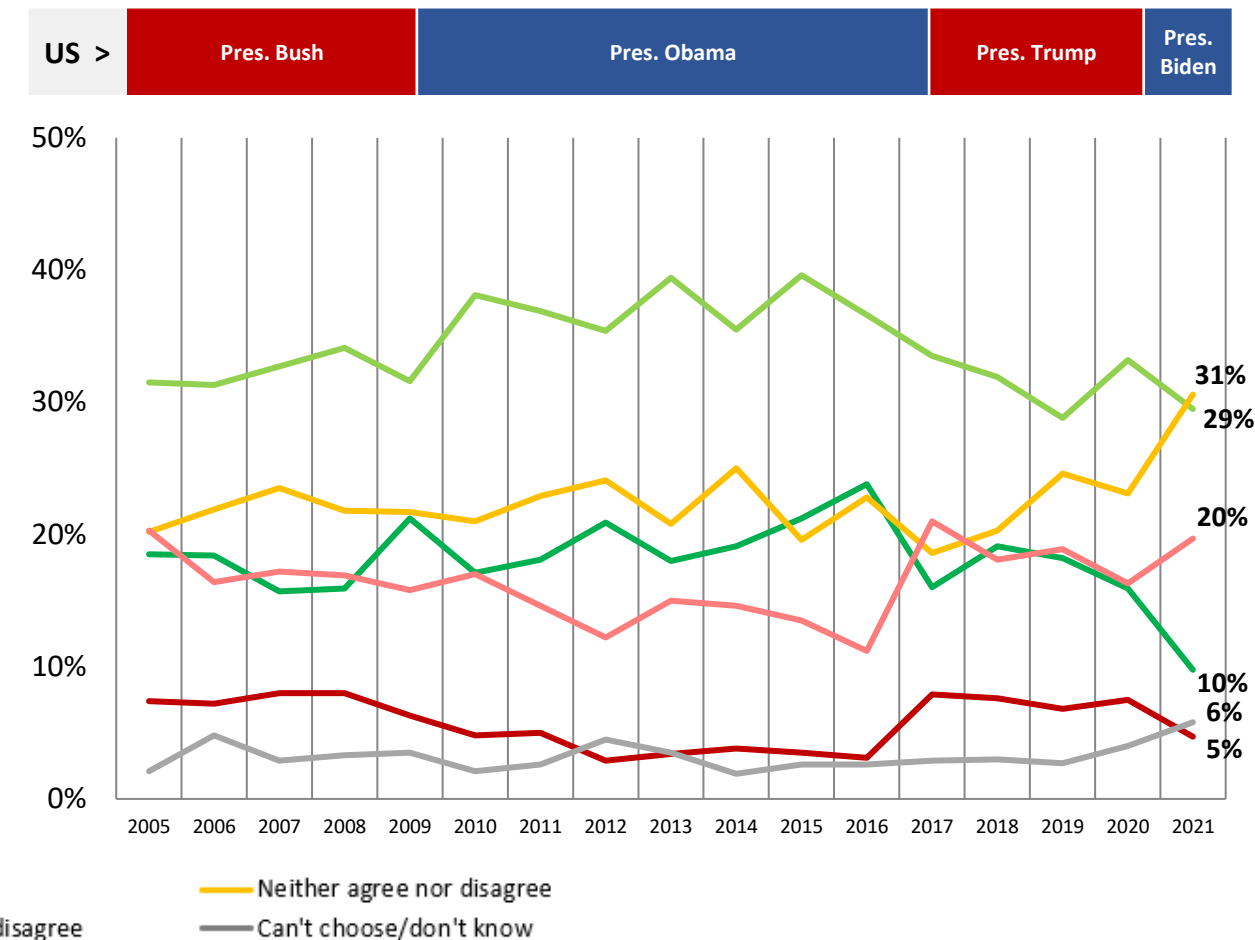
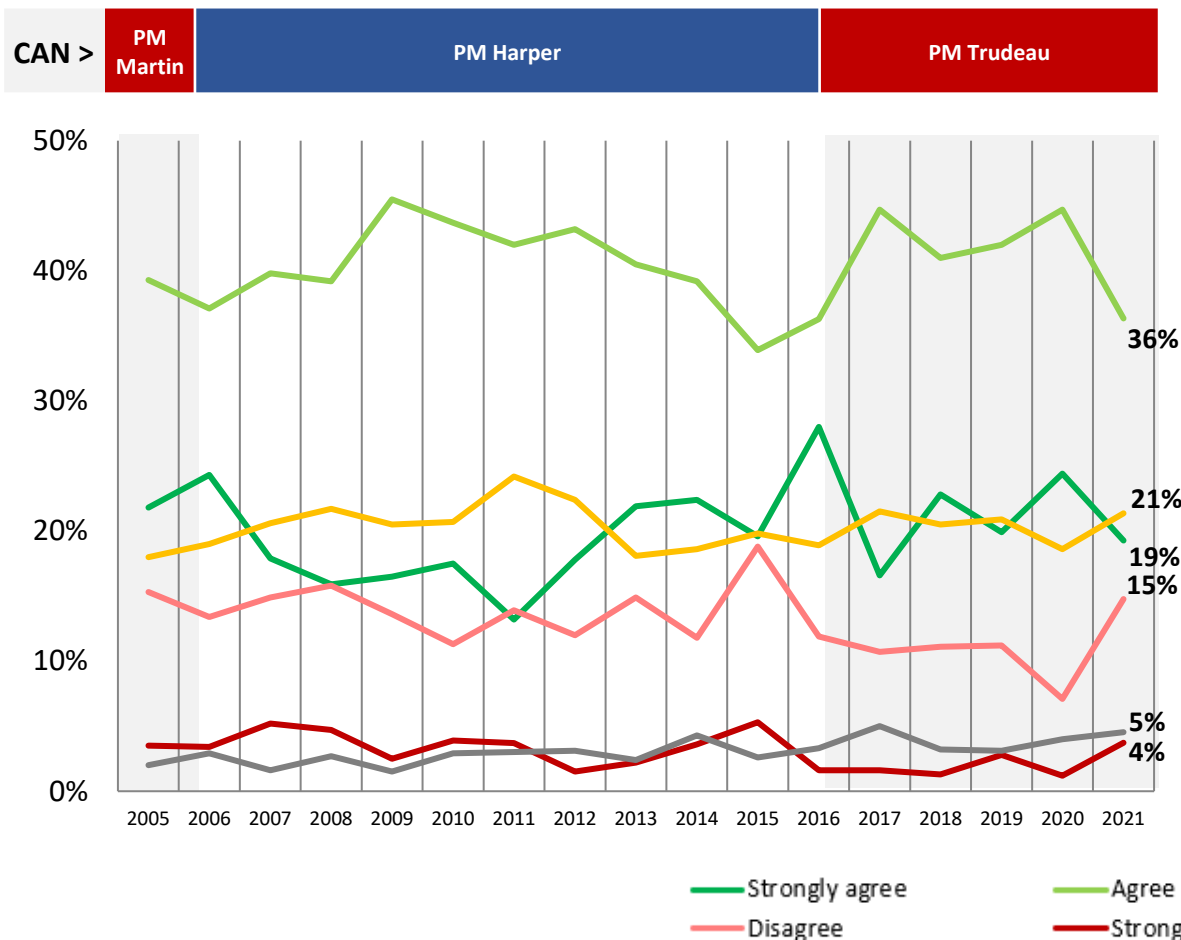
”

Canadians and Americans on following their own interests

Q

Canada should follow its own interests, even if this leads to conflict with other nations. Do you strongly agree, agree, neither agree nor disagree, disagree, or strongly disagree?

The US should follow its own interests, even if this leads to conflict with other nations. Do you strongly agree, agree, neither agree nor disagree, disagree, or strongly disagree?



*Weighted to the true population proportion.

*Charts may not add up to 100 due to rounding.

Source: Nanos Research, RDD dual frame hybrid telephone and online random survey, May 30th to June 2nd, 2021, n=1029 Canadians, accurate 3.1 percentage points plus or minus, 19 times out of 20. Nanos Research, online random survey, June 30th to July 1st, 2021, n=1023 Americans, accurate 3.1 percentage points plus or minus.

Closest Country in Terms of Values

“

Under the Obama administration, Canadians were much more likely to say the U.S. was the country closest to Canada on human rights. Over the course of the past decade that has dropped 27 points, with the U.S. now trailing the U.K.

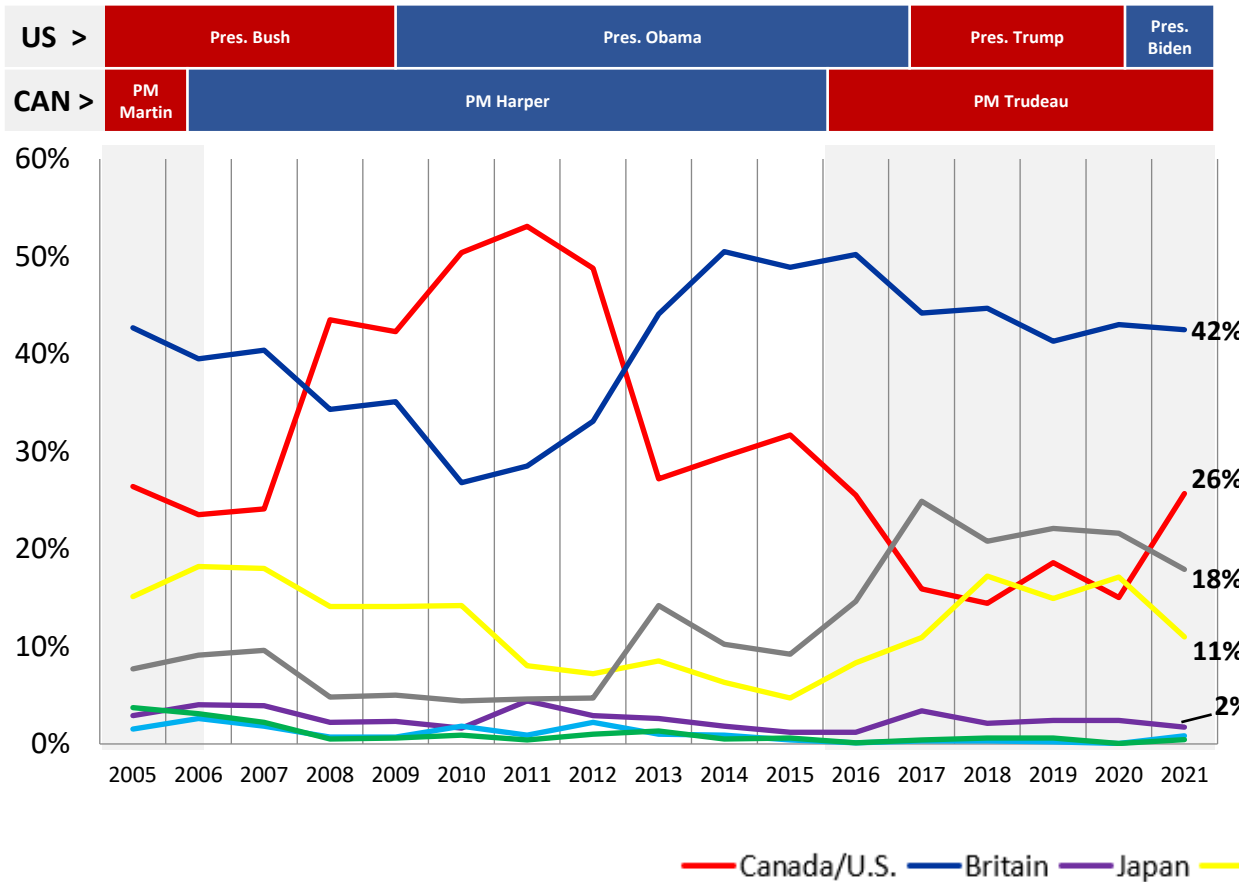
”

Canadians and Americans on human rights

Q

Thinking about Canada in relation with the countries below, could you please identify the first and second ranked countries that are closest with Canada in terms of human rights? [ROTATE] [FIRST RANKED]

Thinking about the US in relation with the countries below, could you please identify the first and second ranked countries that are closest with the US in terms of human rights? [ROTATE][FIRST RANKED]

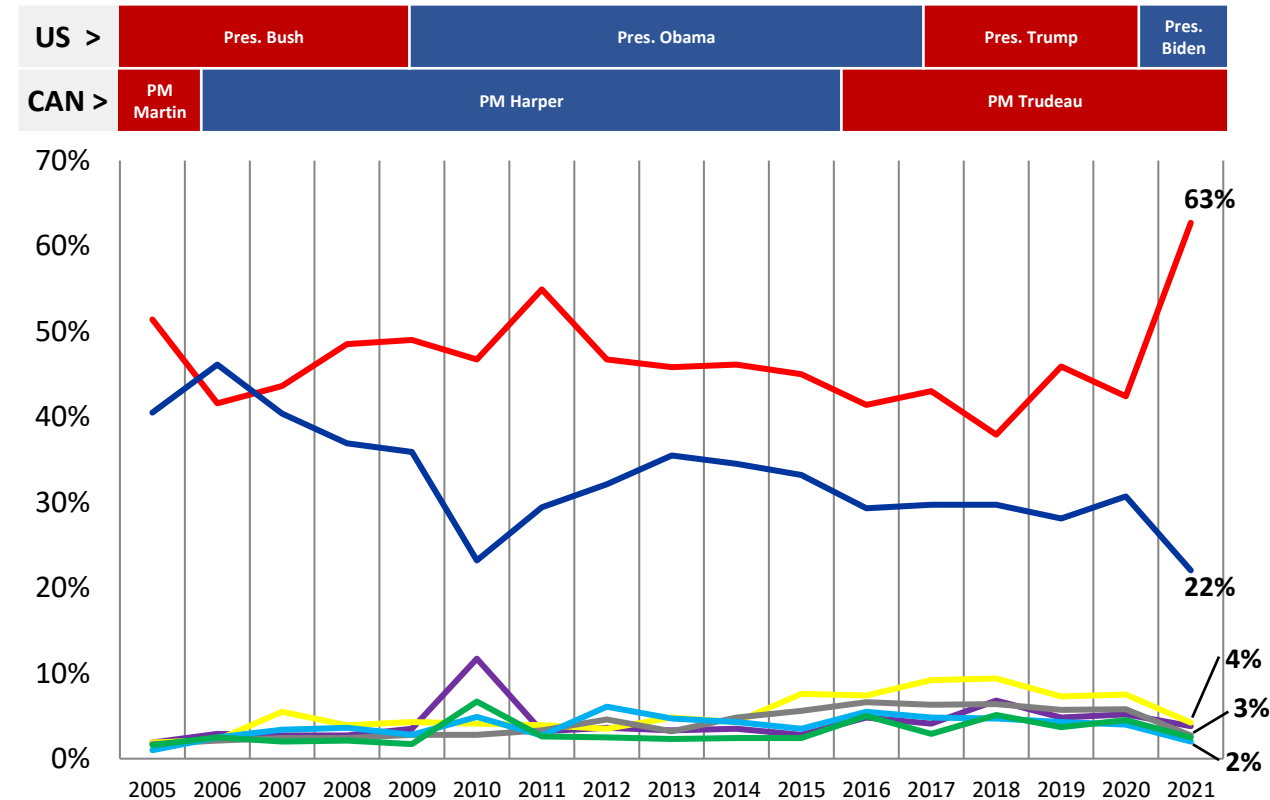


Canada

*Weighted to the true population proportion.

*Charts may not add up to 100 due to rounding.

Source: Nanos Research, RDD dual frame hybrid telephone and online random survey, May 30th to June 2nd, 2021, n=1029 Canadians, accurate 3.1 percentage points plus or minus, 19 times out of 20. Nanos Research, online random survey, June 30th to July 1st, 2021, n=1023 Americans, accurate 3.1 percentage points plus or minus.



The United States

Canadians and Americans on family values

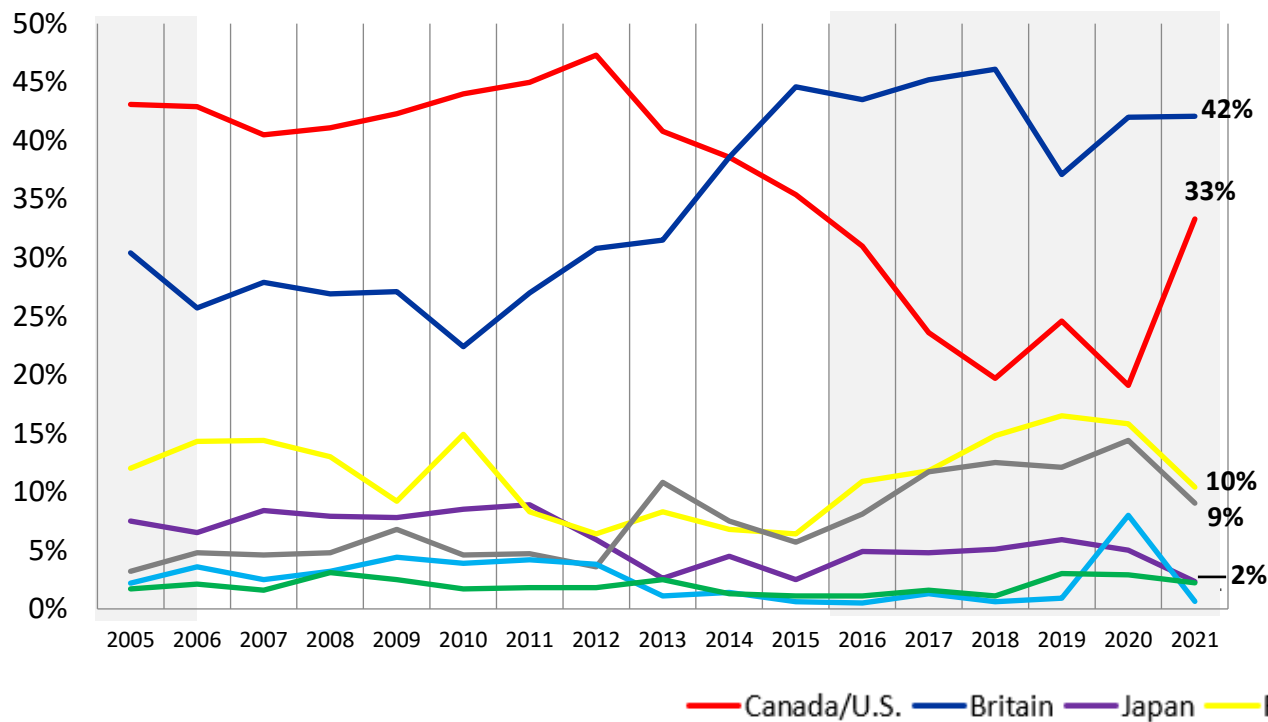
Q

Thinking about Canada in relation with the countries below, could you please identify the first and second ranked countries that are closest with Canada in terms of family values? [ROTATE][FIRST RANKED]

Thinking about the US in relation with the countries below, could you please identify the first and second ranked countries that are closest with the United States in terms of family values? [ROTATE] [FIRST RANKED]

US >	Pres. Bush	Pres. Obama	Pres. Trump	Pres. Biden
CAN >	PM Martin	PM Harper	PM Trudeau	

US >	Pres. Bush	Pres. Obama	Pres. Trump	Pres. Biden
CAN >	PM Martin	PM Harper	PM Trudeau	

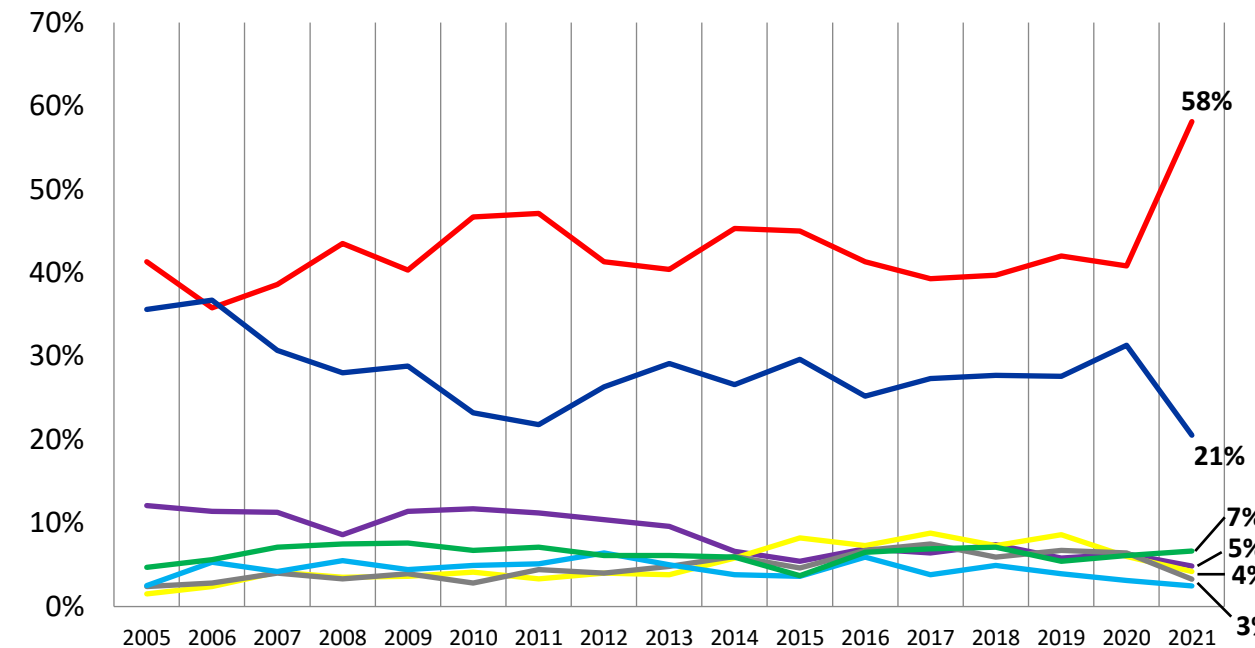


Canada

*Weighted to the true population proportion.

*Charts may not add up to 100 due to rounding.

Source: Nanos Research, RDD dual frame hybrid telephone and online random survey, May 30th to June 2nd, 2021, n=1029 Canadians, accurate 3.1 percentage points plus or minus, 19 times out of 20. Nanos Research, online random survey, June 30th to July 1st, 2021, n=1023 Americans, accurate 3.1 percentage points plus or minus.



The United States

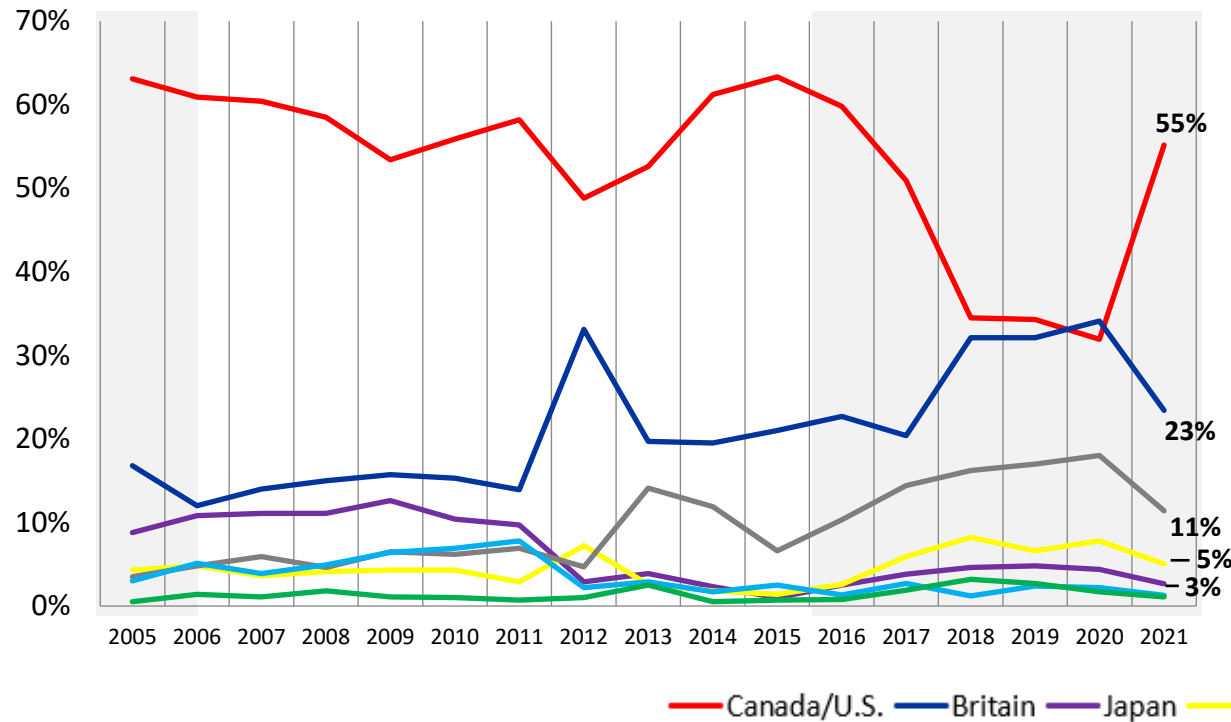
Canadians and Americans on business values

Q

Thinking about Canada in relation with the countries below, could you please identify the first and second ranked countries that are closest with Canada in terms of business values? [ROTATE][FIRST RANKED]

Thinking about the US in relation with the countries below, could you please identify the first and second ranked countries that are closest with the United States in terms of business values? [ROTATE] [FIRST RANKED]

US >	Pres. Bush	Pres. Obama	Pres. Trump	Pres. Biden
CAN >	PM Martin	PM Harper	PM Trudeau	



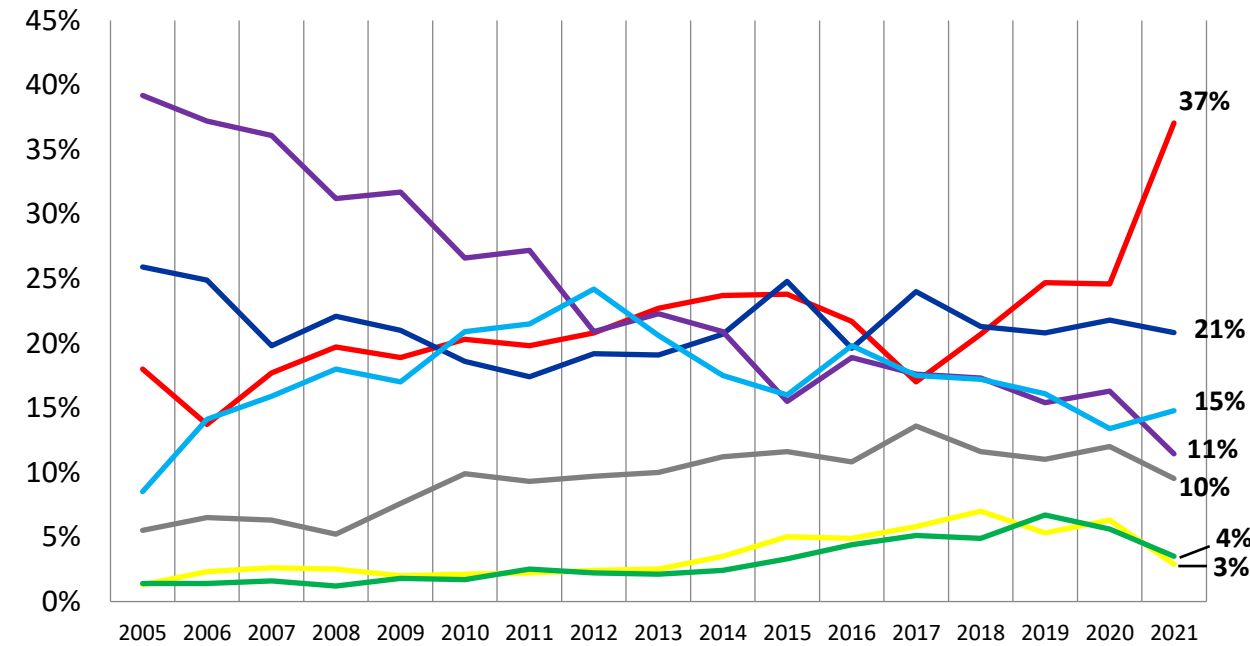
Canada

*Weighted to the true population proportion.

*Charts may not add up to 100 due to rounding.

Source: Nanos Research, RDD dual frame hybrid telephone and online random survey, May 30th to June 2nd, 2021, n=1029 Canadians, accurate 3.1 percentage points plus or minus, 19 times out of 20. Nanos Research, online random survey, June 30th to July 1st, 2021, n=1023 Americans, accurate 3.1 percentage points plus or minus.

US >	Pres. Bush	Pres. Obama	Pres. Trump	Pres. Biden
CAN >	PM Martin	PM Harper	PM Trudeau	



The United States

Inspection by Officials

“

Canadians and Americans increasingly feel that Chinese goods and visitors are the greatest priority for inspection and questioning.

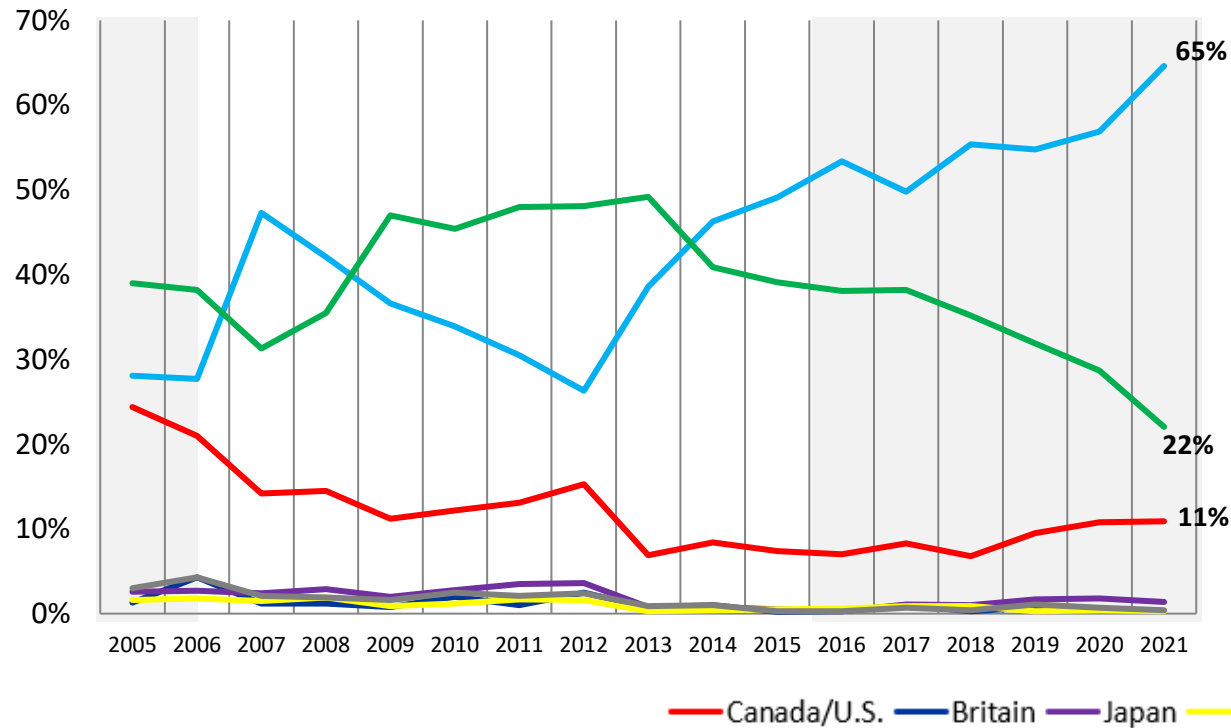
”

Canadians and Americans on inspecting goods

Q

Thinking about when a package or a shipping container of goods enters Canada from one of the countries below, please rank the first and second country that Canadian customs officials should thoroughly inspect the shipment. [ROTATE][FIRST RANKED]
Thinking about when a package or a shipping container of goods enters the United States from one of the countries below, please rank the first and second country that American customs officials should thoroughly inspect the shipment. [ROTATE] [FIRST RANKED]

US >	Pres. Bush	Pres. Obama	Pres. Trump	Pres. Biden
CAN >	PM Martin	PM Harper	PM Trudeau	



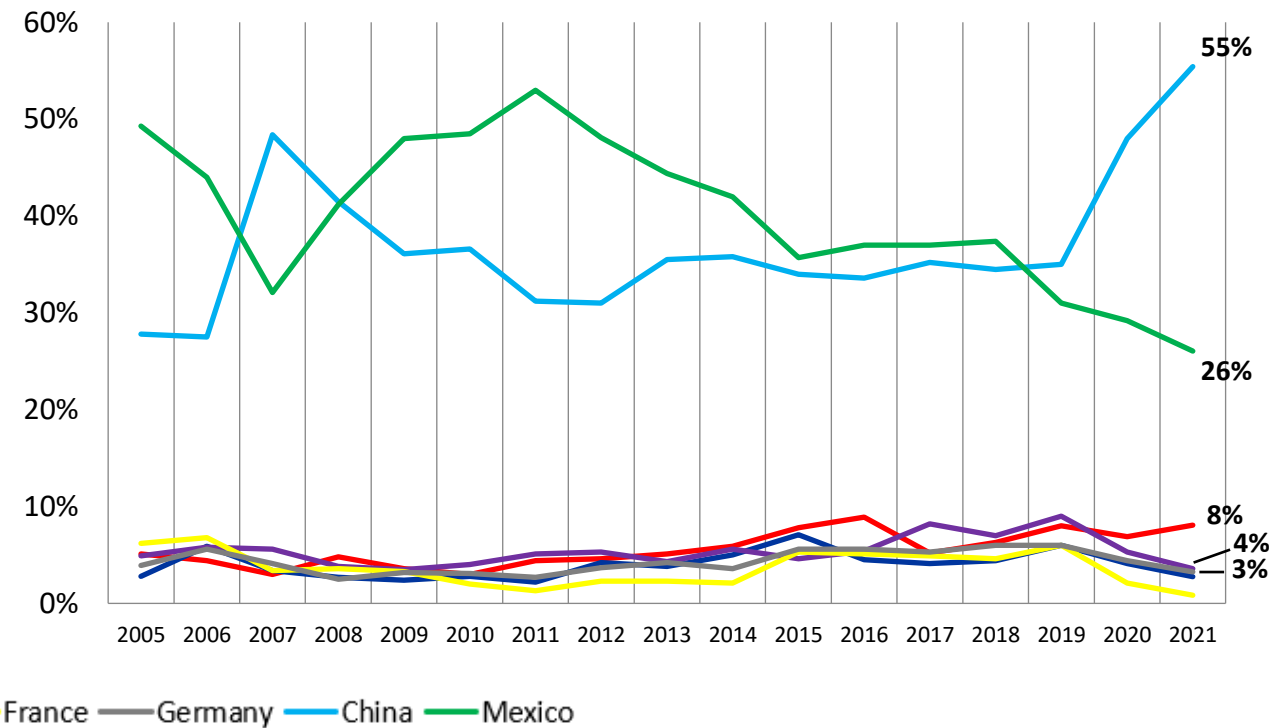
Canada

*Weighted to the true population proportion.

*Charts may not add up to 100 due to rounding.

Source: Nanos Research, RDD dual frame hybrid telephone and online random survey, May 30th to June 2nd, 2021, n=1029 Canadians, accurate 3.1 percentage points plus or minus, 19 times out of 20. Nanos Research, online random survey, June 30th to July 1st, 2021, n=1023 Americans, accurate 3.1 percentage points plus or minus.

US >	Pres. Bush	Pres. Obama	Pres. Trump	Pres. Biden
CAN >	PM Martin	PM Harper	PM Trudeau	



The United States

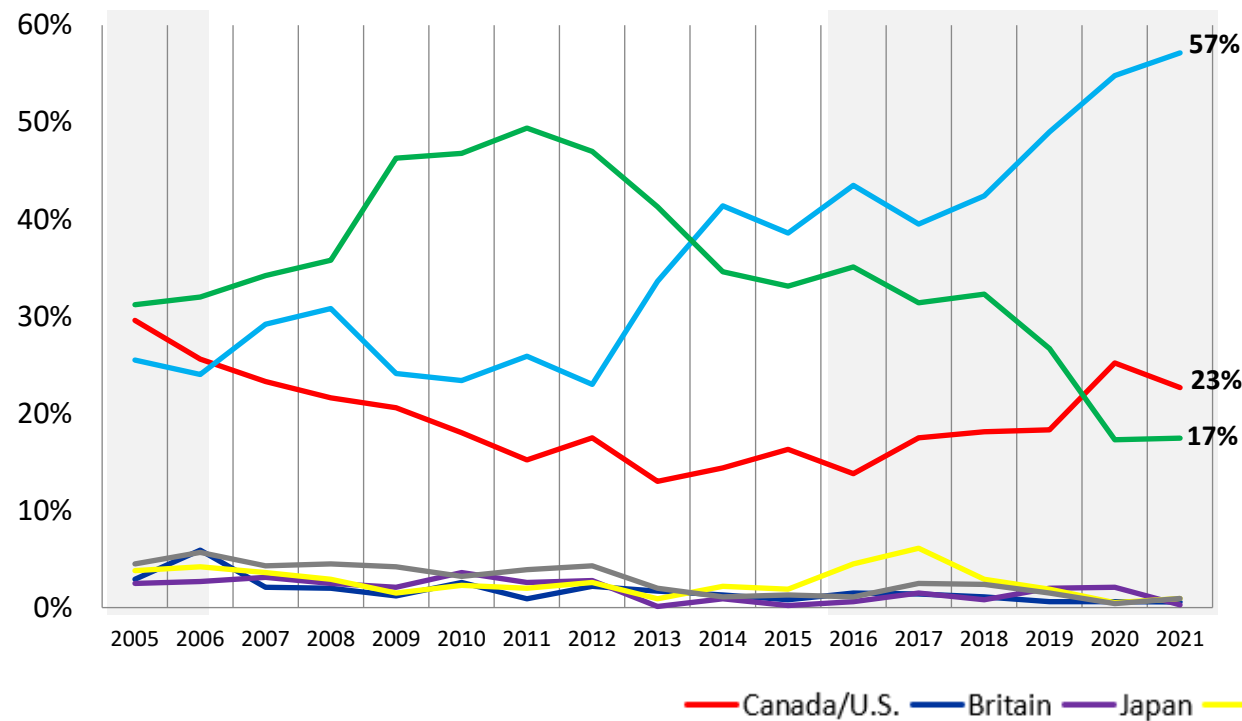
Canadians and Americans on questioning visitors

Q

Thinking about when a visitor from one of the countries below arrives at the Canadian border, please rank the first and second country whose visitors Canadian customs officials should question most thoroughly. [ROTATE][FIRST RANKED]

Thinking about when a visitor from one of the countries below arrives at the US border, please rank the first and second country whose visitors American customs officials should question most thoroughly. [ROTATE] [FIRST RANKED]

US >	Pres. Bush	Pres. Obama	Pres. Trump	Pres. Biden
CAN >	PM Martin	PM Harper	PM Trudeau	



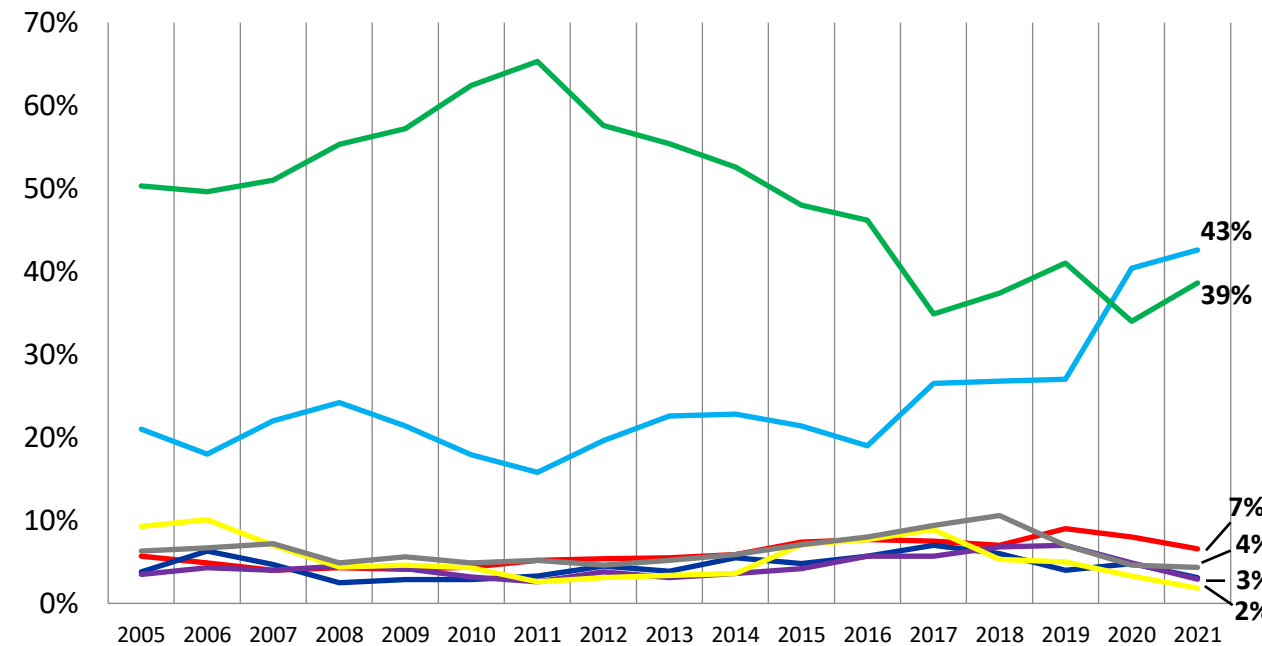
Canada

*Weighted to the true population proportion.

*Charts may not add up to 100 due to rounding.

Source: Nanos Research, RDD dual frame hybrid telephone and online random survey, May 30th to June 2nd, 2021, n=1029 Canadians, accurate 3.1 percentage points plus or minus, 19 times out of 20. Nanos Research, online random survey, June 30th to July 1st, 2021, n=1023 Americans, accurate 3.1 percentage points plus or minus.

US >	Pres. Bush	Pres. Obama	Pres. Trump	Pres. Biden
CAN >	PM Martin	PM Harper	PM Trudeau	



The United States

Cooperation Between Canada and the US

“

Among the most consistent views in both countries is the belief that Canada and the United States should work together to develop an integrated energy policy to remove our dependence on oil from the Middle East.

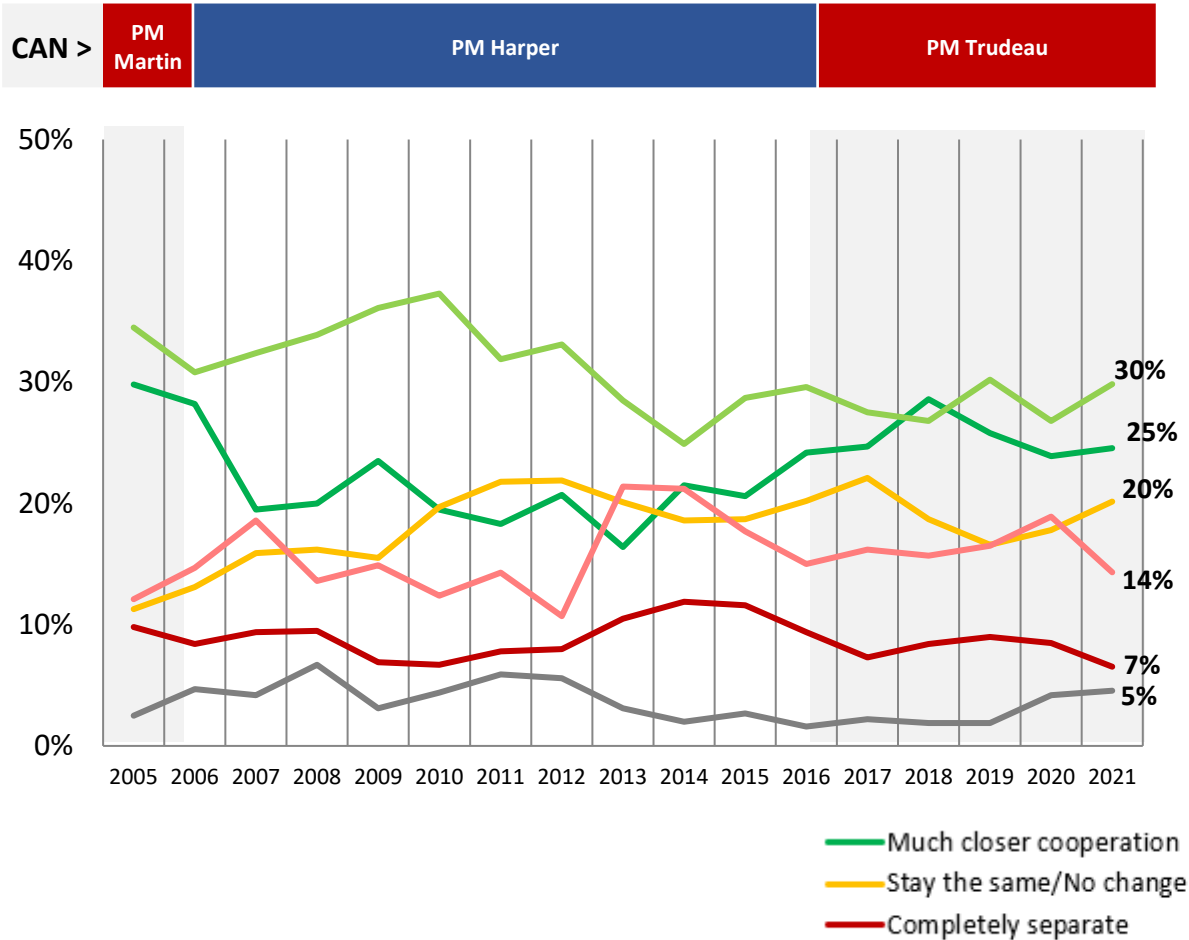
”

Canadians and Americans on national security

Q

In terms of national security (i.e., NATO, the United Nations), should the United States and Canada be moving towards greater and closer cooperation or should they be maintaining separate national security policies and priorities?

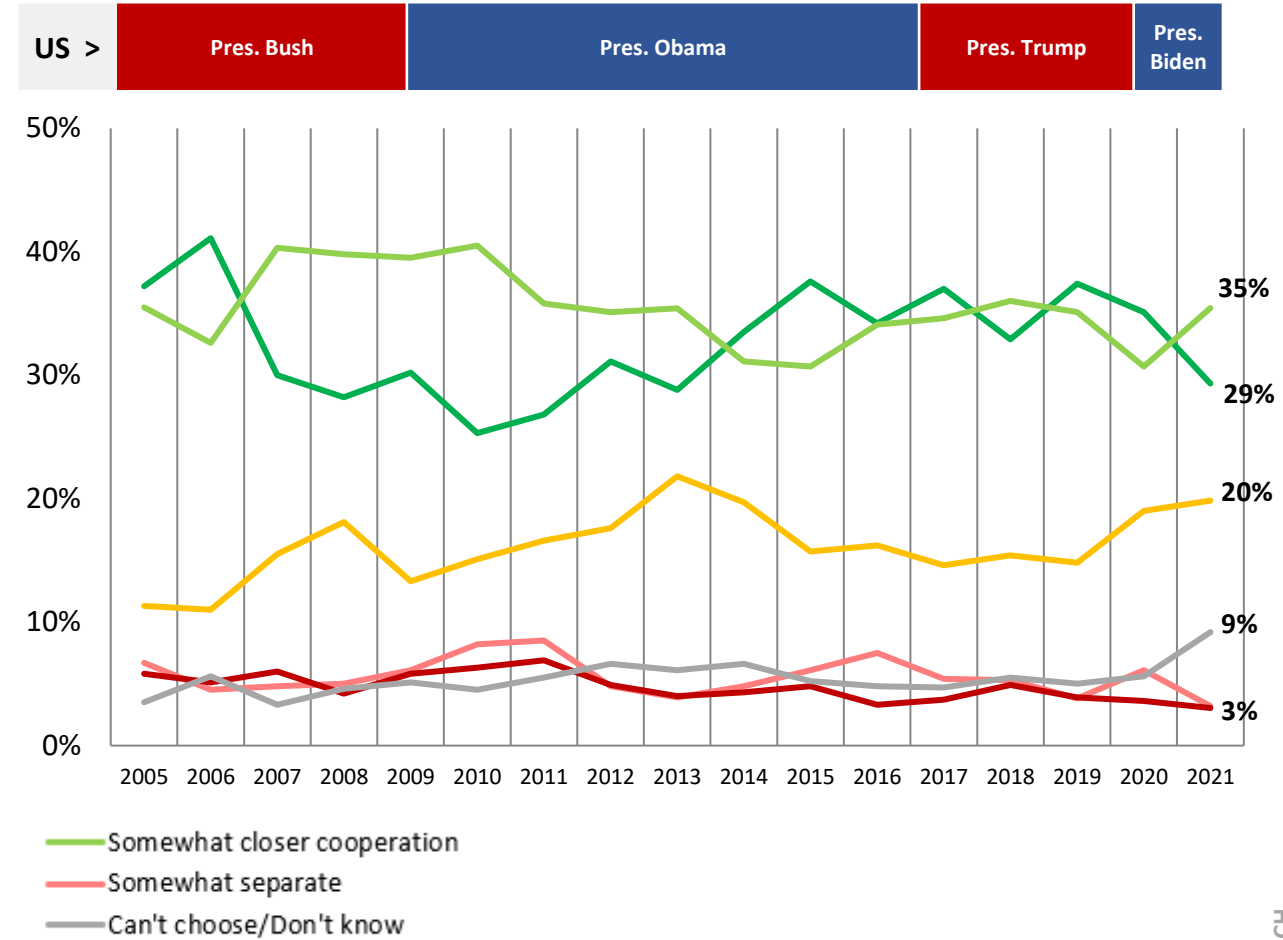
In terms of national security (i.e., NATO, the United Nations), should the United States and Canada be moving towards greater and closer cooperation or should they be maintaining separate national security policies and priorities?



*Weighted to the true population proportion.

*Charts may not add up to 100 due to rounding.

Source: Nanos Research, RDD dual frame hybrid telephone and online random survey, May 30th to June 2nd, 2021, n=1029 Canadians, accurate 3.1 percentage points plus or minus, 19 times out of 20. Nanos Research, online random survey, June 30th to July 1st, 2021, n=1023 Americans, accurate 3.1 percentage points plus or minus.

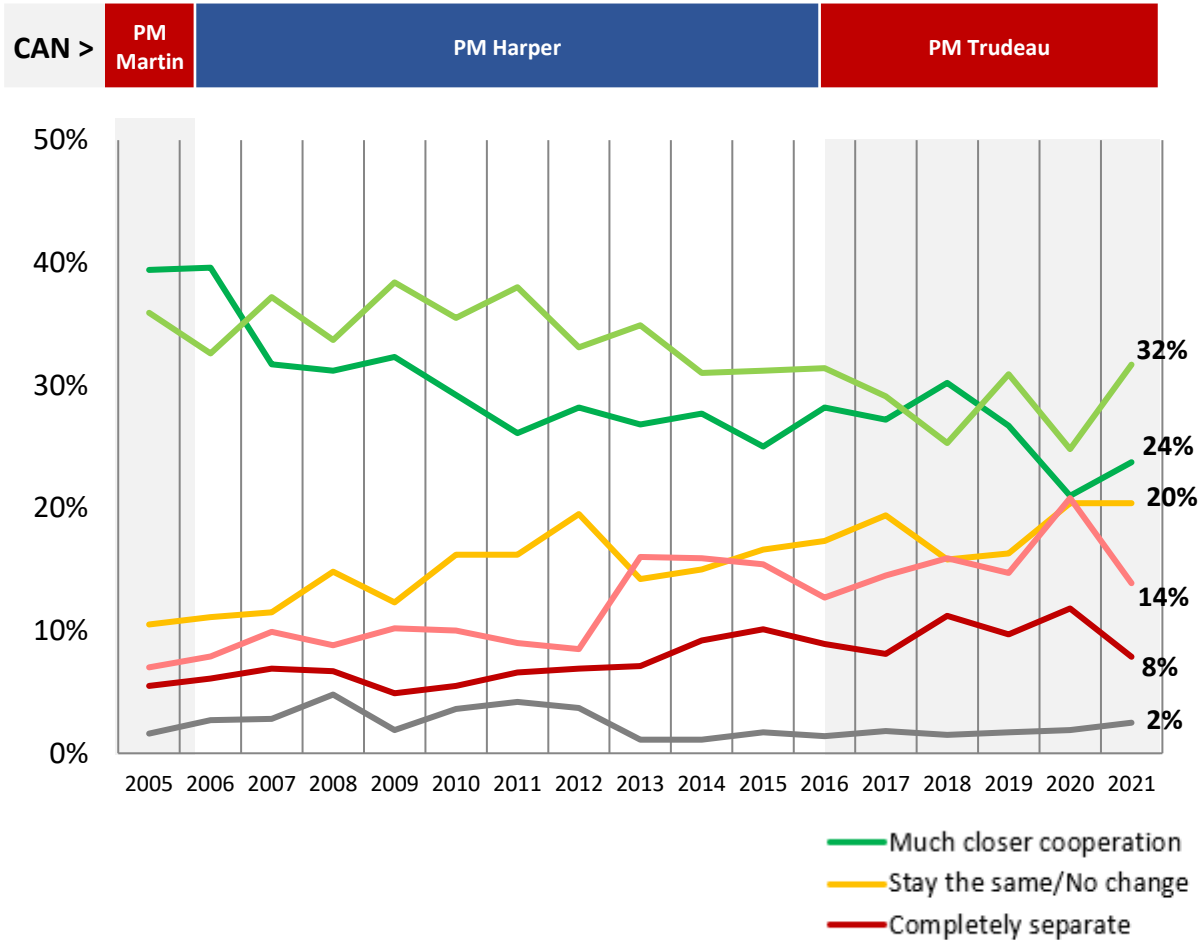


Canadians and Americans on border security

Q

In terms of border security, should the United States and Canada be moving towards greater and closer cooperation or should they be maintaining more separate policies and priorities?

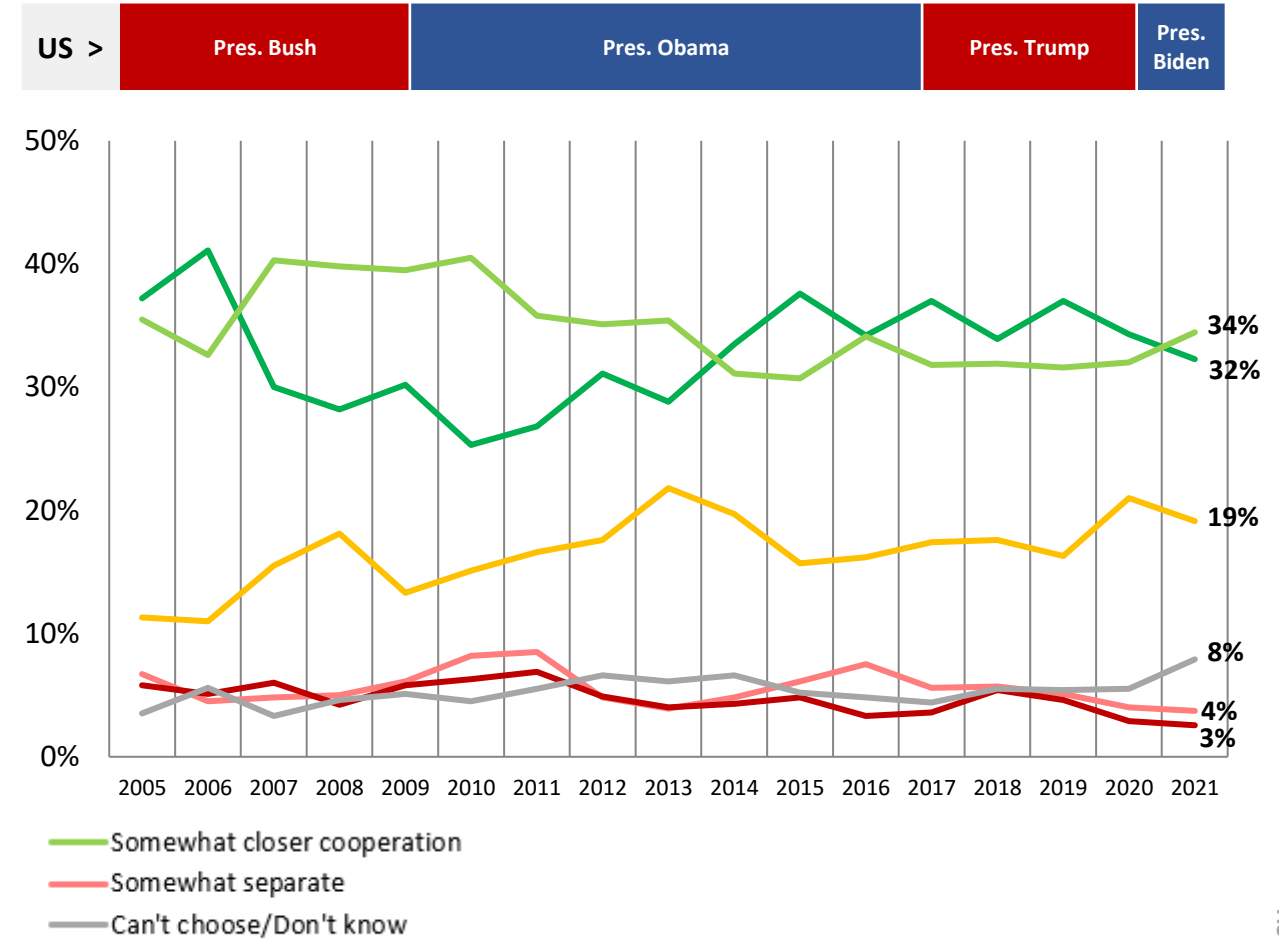
In terms of border security, should the United States and Canada be moving towards greater and closer cooperation or should they be maintaining more separate policies and priorities?



*Weighted to the true population proportion.

*Charts may not add up to 100 due to rounding.

Source: Nanos Research, RDD dual frame hybrid telephone and online random survey, May 30th to June 2nd, 2021, n=1029 Canadians, accurate 3.1 percentage points plus or minus, 19 times out of 20. Nanos Research, online random survey, June 30th to July 1st, 2021, n=1023 Americans, accurate 3.1 percentage points plus or minus.

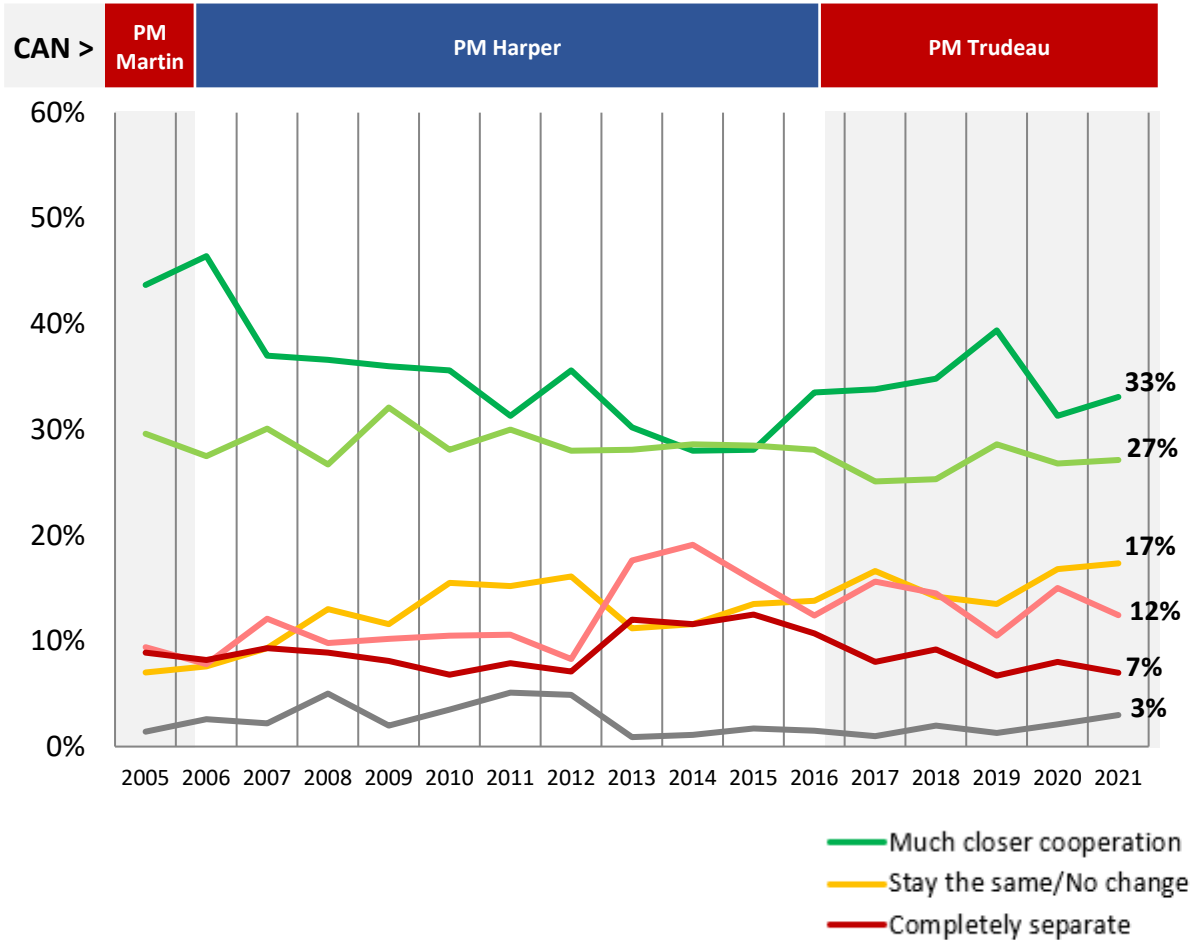


Canadians and Americans on anti-terrorism

Q

In terms of anti-terrorism measures, should the United States and Canada be moving towards greater and closer cooperation or should they be maintaining more separate policies and priorities?

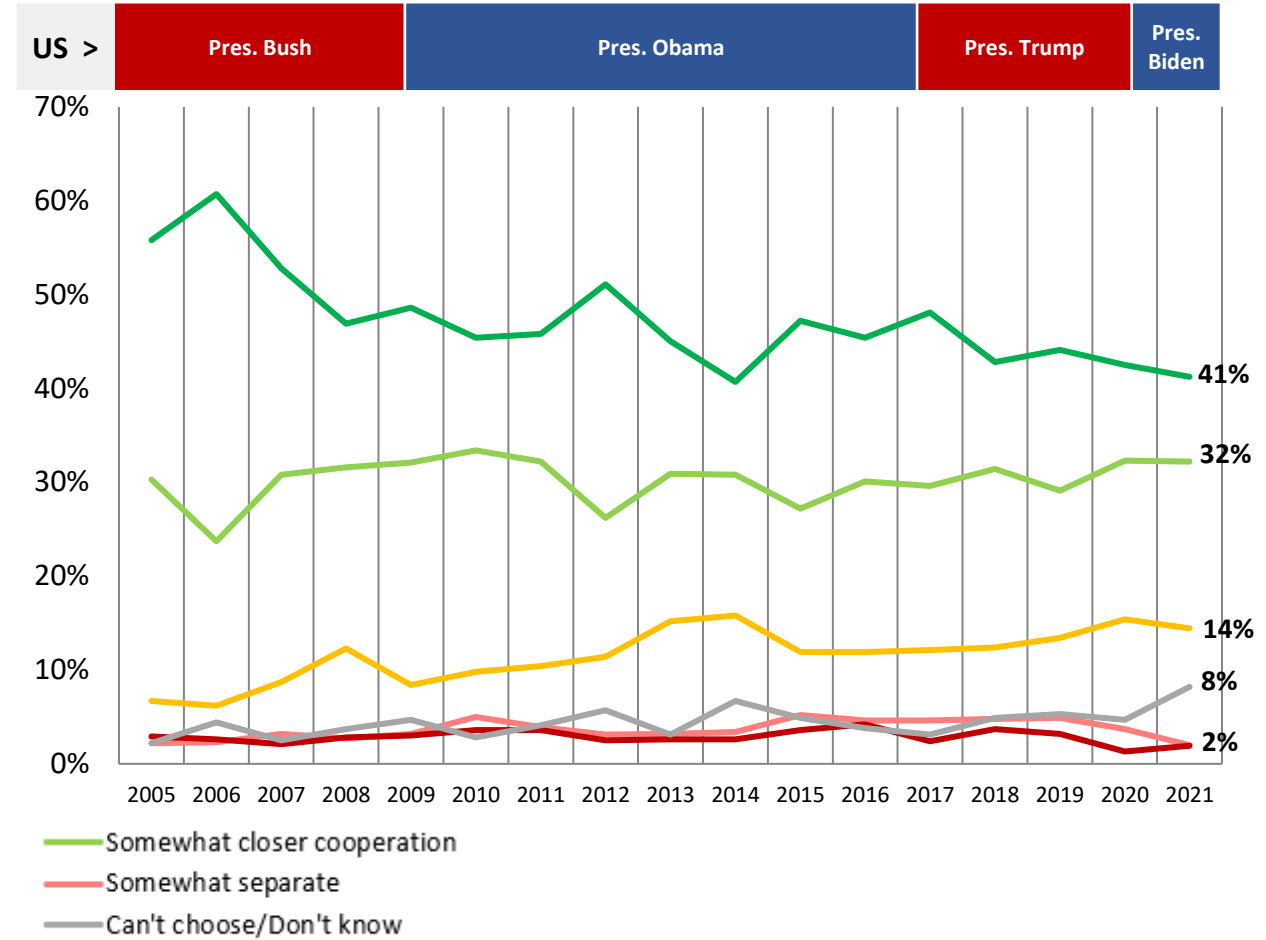
In terms of anti-terrorism measures, should the United States and Canada be moving towards greater and closer cooperation or should they be maintaining more separate policies and priorities?



*Weighted to the true population proportion.

*Charts may not add up to 100 due to rounding.

Source: Nanos Research, RDD dual frame hybrid telephone and online random survey, May 30th to June 2nd, 2021, n=1029 Canadians, accurate 3.1 percentage points plus or minus, 19 times out of 20. Nanos Research, online random survey, June 30th to July 1st, 2021, n=1023 Americans, accurate 3.1 percentage points plus or minus.

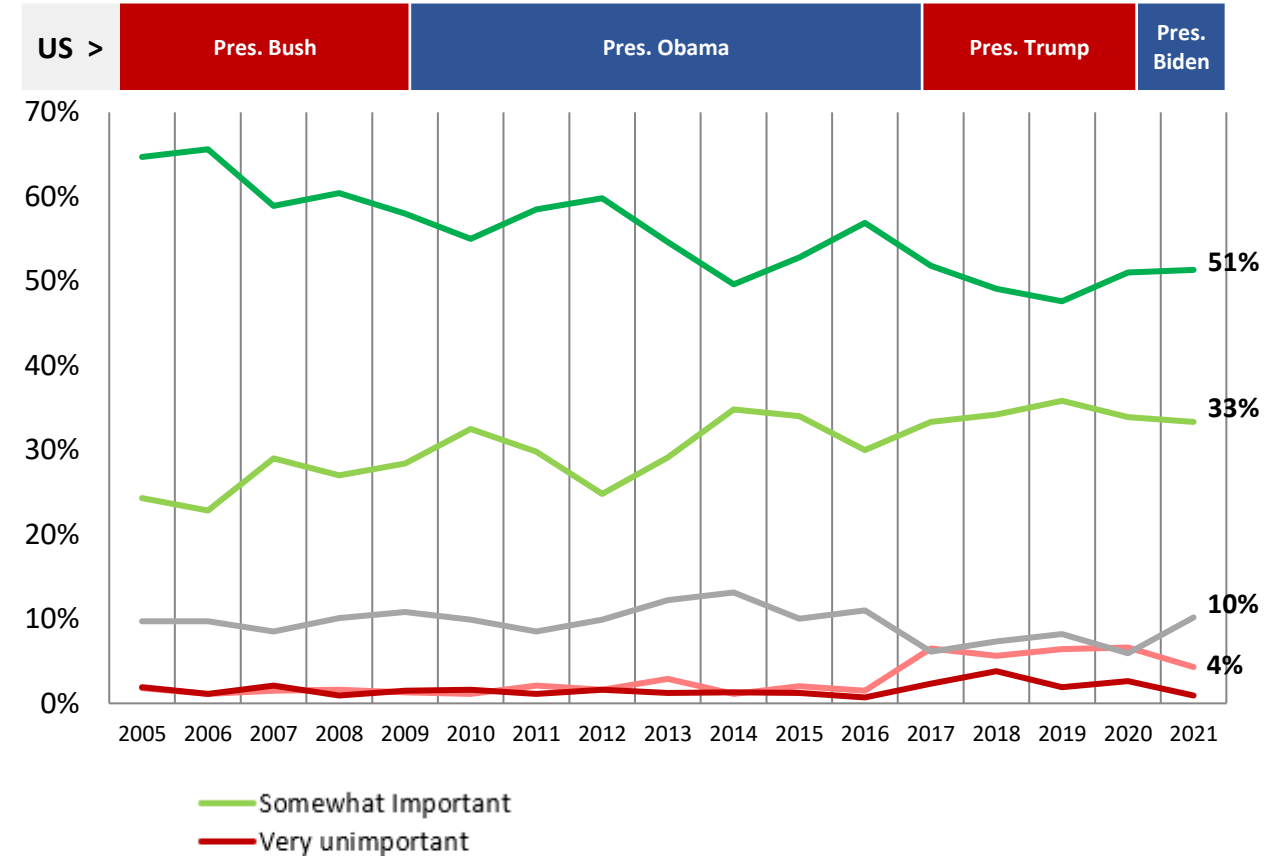
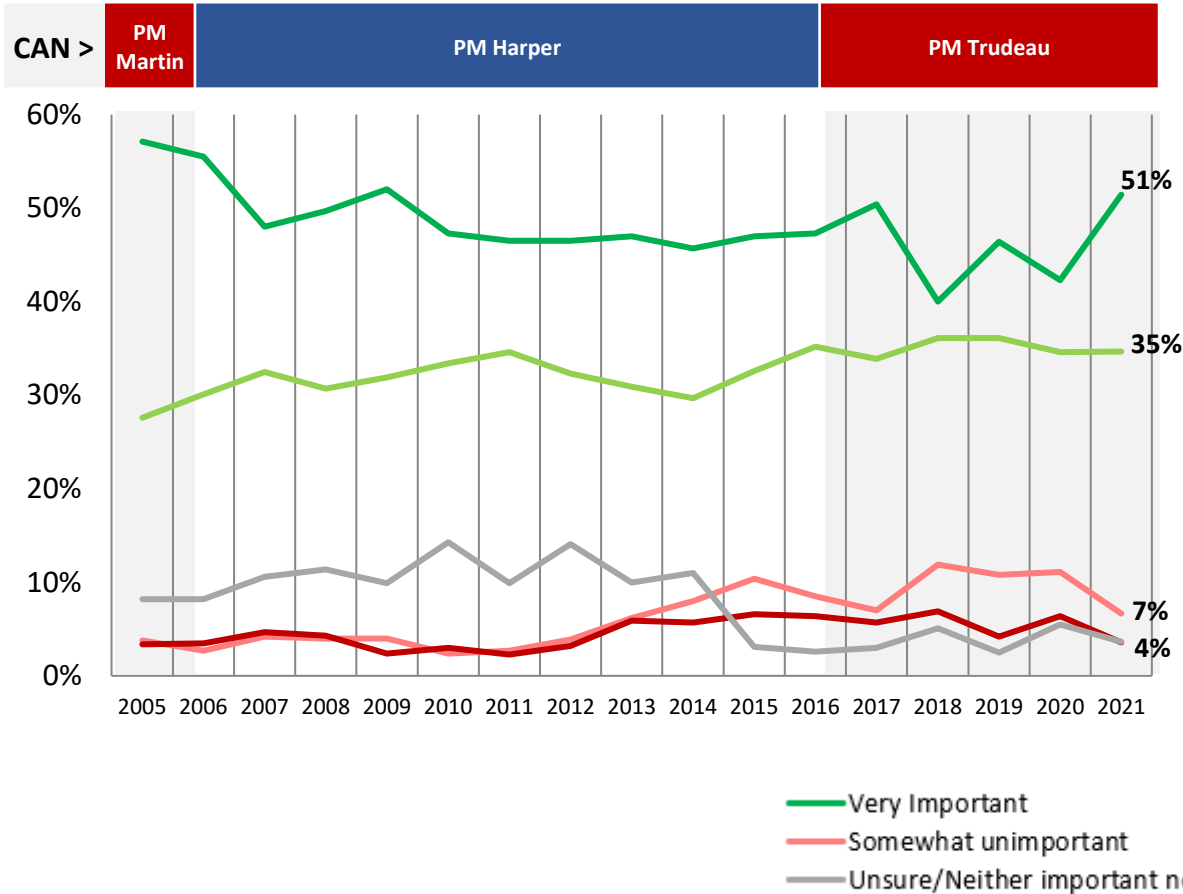


Canadians and Americans on developing an energy policy

Q

In your opinion, how important or unimportant is it for the United States and Canada to work together to develop an integrated energy policy to remove any dependence on Middle East oil? Is it very important, somewhat important, somewhat unimportant or very unimportant?

In your opinion, how important or unimportant is it for the United States and Canada to work together to develop an integrated energy policy to remove any dependence on Middle East oil? Is it very important, somewhat important, somewhat unimportant or very unimportant?



*Weighted to the true population proportion.

*Charts may not add up to 100 due to rounding.

Source: Nanos Research, RDD dual frame hybrid telephone and online random survey, May 30th to June 2nd, 2021, n=1029 Canadians, accurate 3.1 percentage points plus or minus, 19 times out of 20. Nanos Research, online random survey, June 30th to July 1st, 2021, n=1023 Americans, accurate 3.1 percentage points plus or minus.

METHODOLOGY

The Nanos North American Monitor is conducted by the Nanos Research Corporation, which is headquartered in Canada and operates both in Canada and the United States. Parallel questions on bi-national issues are tracked by means of a hybrid telephone and online random sample of Canadians in the month of June, and a random representative online sample of Americans conducted in the month of July.

A Nanos RDD dual frame (land- and cell-lines) hybrid telephone and online random survey of 1,029 Canadians was conducted between May 30th and June 2nd, 2021 as part of an omnibus survey. Participants were randomly recruited by telephone using live agents and administered a survey online. The sample included both land- and cell-lines across Canada. The results were statistically checked and weighted using the latest Census data. The margin of error for a random survey of 1,029 Canadians is ± 3.1 percentage points, 19 times out of 20.

Between June 30th and July 1st, 2021, a random representative online survey of 1,023 Americans was conducted. Results were statistically checked and weighted using the latest Census data.

The research was commissioned by Nanos Research and the University at Buffalo and was conducted by Nanos Research.

Note: Charts may not add up to 100 due to rounding.



Element	Description	Element	Description
Research sponsor	University of Buffalo	Weighting of Data	The results were weighted by age and gender using the latest Census information (2016) and the sample is geographically stratified to ensure a distribution across all regions of Canada. See tables for full weighting disclosure
Population and Final Sample Size	1,029 Randomly selected individuals.	Screening	Screening ensured potential respondents did not work in the market research industry, in the advertising industry, in the media or a political party prior to administering the survey to ensure the integrity of the data
Source of Sample	Nanos Panel	Excluded Demographics	Individuals younger than 18 years old; individuals without land or cell lines, and individuals without internet access could not participate.
Type of Sample	Probability	Stratification	By age and gender using the latest Census information (2016) and the sample is geographically stratified to be representative of Canada. Smaller areas such as Atlantic Canada were marginally oversampled to allow for a minimum regional sample.
Margin of Error	±3.1 percentage points, 19 times out of 20.	Estimated Response Rate	Fourteen percent, consistent with industry norms.
Mode of Survey	RDD dual frame (land- and cell-lines) hybrid telephone and online omnibus survey	Question Order	Question order in the preceding report reflects the order in which they appeared in the original questionnaire.
Sampling Method Base	The sample included both land- and cell-lines RDD (Random Digit Dialed) across Canada.	Question Content	Topics on the omnibus ahead of the survey content included: views on political issues, views on economic issues.
Demographics (Captured)	Atlantic Canada, Quebec, Ontario, Prairies, British Columbia; Men and Women; 18 years and older. Six digit postal code was used to validate geography.	Question Wording	The questions in the preceding report are written exactly as they were asked to individuals.
Fieldwork/Validation	Individuals were recruited using live interviews with live supervision to validate work, the research questions were administered online	Research/Data Collection Supplier	Nanos Research
Number of Calls	Maximum of five call backs to those recruited.	Contact	Contact Nanos Research for more information or with any concerns or questions. http://www.nanos.co Telephone:(613) 234-4666 ext. 237 Email: info@nanosresearch.com.
Time of Calls	Individuals recruited were called between 12-5:30 pm and 6:30-9:30pm local time for the respondent.		
Field Dates	May 30 th to June 2 nd , 2021		
Language of Survey	The survey was conducted in both English and French.		
Standards	Nanos Research is a member of the Canadian Research Insights Council (CRIC) and confirms that this research fully complies with all CRIC Standards including the CRIC Public Opinion Research Standards and Disclosure Requirements. https://canadianresearchinsightscouncil.ca/standards/		

Element	Description	Element	Description
Research sponsor	University of Buffalo	Weighting of Data	The results were weighted by age and gender using the latest Census information and the sample is geographically stratified to ensure a distribution across all regions of the United States. See tables for full weighting disclosure
Population and Final Sample Size	1,023 Randomly selected individuals.	Screening	Screening ensured potential respondents did not work in the market research industry, in the advertising industry, in the media or a political party prior to administering the survey to ensure the integrity of the data
Source of Sample	Prodege	Excluded Demographics	Individuals younger than 18 years old; individuals without land or cell lines, and individuals without internet access could not participate.
Type of Sample	Non-probability	Stratification	By age and gender using the latest Census information and the sample is geographically stratified to be representative of the United States. Smaller areas were marginally oversampled to allow for a minimum regional sample.
Margin of Error	±3.1 percentage points, 19 times out of 20.	Estimated Response Rate	Fourteen percent, consistent with industry norms.
Mode of Survey	RDD dual frame (land- and cell-lines) hybrid telephone and online omnibus survey	Question Order	Question order in the preceding report reflects the order in which they appeared in the original questionnaire.
Sampling Method Base	The sample included both land- and cell-lines RDD (Random Digit Dialed) across the United States.	Question Content	Topics on the omnibus ahead of the survey content included: views on political issues, views on economic issues.
Demographics (Captured)	Northwestern US, Southern US, Midwestern US, Western US; Men, Women, and Other; 18 years and older. Zip code was used to validate geography.	Question Wording	The questions in the preceding report are written exactly as they were asked to individuals.
Fieldwork/Validation	Individuals were recruited using live interviews with live supervision to validate work, the research questions were administered online	Research/Data Collection Supplier	Nanos Research
Number of Calls	Maximum of five call backs to those recruited.	Contact	Contact Nanos Research for more information or with any concerns or questions. http://www.nanos.co Telephone:(613) 234-4666 ext. 237 Email: info@nanosresearch.com.
Time of Calls	Individuals recruited were called between 12-5:30 pm and 6:30-9:30pm local time for the respondent.		
Field Dates	June 30 th to July 1 st , 2021		
Language of Survey	The survey was conducted in both English and French.		
Standards	Nanos Research is a member of the Canadian Research Insights Council (CRIC) and confirms that this research fully complies with all CRIC Standards including the CRIC Public Opinion Research Standards and Disclosure Requirements. https://canadianresearchinsightscouncil.ca/standards/		



nanos dimap analytika



NANOS RUTHERFORD McKAY & Co.

As one of North America's premier market and public opinion research firms, we put strategic intelligence into the hands of decision makers. The majority of our work is for private sector and public facing organizations and ranges from market studies, managing reputation through to leveraging data intelligence. Nanos Research offers a vertically integrated full service quantitative and qualitative research practice to attain the highest standards and the greatest control over the research process. www.nanos.co

This international joint venture between [dimap](http://www.dimap.com) and [Nanos](http://www.nanos.co) brings together top research and data experts from North American and Europe to deliver exceptional data intelligence to clients. The team offers data intelligence services ranging from demographic and sentiment microtargeting; consumer sentiment identification and decision conversion; and, data analytics and profiling for consumer persuasion. www.nanosdimap.com

NRM is an affiliate of Nanos Research and Rutherford McKay Associates. Our service offerings are based on decades of professional experience and extensive research and include public acceptance and engagement, communications audits, and narrative development. www.nrmpublicaffairs.com

ABOUT NANOS

TABULATIONS





2021-1908 – CanAm – Tracking – Canada – STAT SHEET

			Region						Gender		Age		
			Canada 2021-06	Atlantic	Quebec	Ontario	Prairies	British Columbia	Male	Female	18 to 34	35 to 54	55 plus
Question - Canada should follow its own interests, even if this leads to conflict with other nations. Do you strongly agree, agree, neither agree nor disagree, disagree, or strongly disagree?	Total	Unwgt N	1029	93	229	332	209	166	543	486	166	395	468
		Wgt N	1000	67	233	384	183	133	490	510	273	341	386
	Strongly Agree	%	19.3	14.0	16.9	22.9	20.1	14.6	27.3	11.5	17.3	19.1	20.8
	Agree	%	36.3	33.6	31.5	36.2	46.1	33.2	37.6	35.1	33.4	36.5	38.3
	Neither agree nor disagree	%	21.4	29.9	24.5	18.0	16.6	27.9	17.4	25.1	24.6	20.6	19.7
	Disagree	%	14.8	14.7	14.9	15.8	10.5	17.7	10.4	19.0	14.7	17.3	12.6
	Strongly disagree	%	3.7	2.0	7.1	2.8	2.0	3.9	3.9	3.6	5.0	1.7	4.6
	Can't choose /don't know	%	4.5	5.8	5.2	4.4	4.8	2.7	3.4	5.7	4.9	4.8	4.0

Nanos conducted an RDD dual frame hybrid telephone and online survey of 1,029 Canadians, 18 years of age or older, between May 30th and June 2nd, 2021. The margin of error this survey is ± 3.1 percentage points, 19 times out of 20.

www.nanos.co



2021-1908 – CanAm – Tracking – Canada – STAT SHEET

Thinking about Canada in relation with the countries below, could you please identify the first and second ranked countries that are closest with Canada in terms of human rights? [RANDOMIZE]

			Region						Gender		Age		
			Canada 2021-06	Atlantic	Quebec	Ontario	Prairies	British Columbia	Male	Female	18 to 34	35 to 54	55 plus
Question - Rank 1	Total	Unwgt N	1029	93	229	332	209	166	543	486	166	395	468
		Wgt N	1000	67	233	384	183	133	490	510	273	341	386
	The US	%	25.7	24.1	21.2	25.6	33.0	24.5	26.9	24.6	20.8	29.0	26.3
	Britain	%	42.5	49.9	27.2	50.9	42.7	40.8	38.7	46.2	47.1	38.5	42.8
	Japan	%	1.7	0.0	1.3	1.2	1.8	4.6	2.0	1.4	2.5	1.3	1.6
	France	%	11.0	6.7	28.4	6.3	3.7	6.0	12.4	9.6	9.4	10.6	12.4
	Germany	%	17.9	16.6	19.8	15.3	16.9	24.1	18.5	17.3	18.8	19.3	16.0
	China	%	0.8	2.7	0.9	0.2	1.8	0.0	1.1	0.5	1.0	1.1	0.5
	Mexico	%	0.4	0.0	1.1	0.4	0.0	0.0	0.4	0.4	0.5	0.2	0.5

Thinking about Canada in relation with the countries below, could you please identify the first and second ranked countries that are closest with Canada in terms of human rights? [RANDOMIZE]

			Region						Gender		Age		
			Canada 2021-06	Atlantic	Quebec	Ontario	Prairies	British Columbia	Male	Female	18 to 34	35 to 54	55 plus
Question - Rank 2	Total	Unwgt N	1014	92	226	326	207	163	538	476	163	388	463
		Wgt N	984	66	229	377	181	131	485	499	269	334	381
	The US	%	14.8	25.9	11.4	13.2	16.8	16.9	14.1	15.5	19.5	11.0	14.8
	Britain	%	37.6	36.9	41.5	33.9	39.0	39.8	38.9	36.3	32.8	40.7	38.3
	Japan	%	3.5	2.1	4.1	3.8	2.9	2.6	2.7	4.2	3.5	3.1	3.8
	France	%	18.9	19.3	22.5	20.1	15.9	13.0	19.2	18.6	21.4	21.1	15.2
	Germany	%	23.1	15.0	17.6	26.8	22.3	27.0	23.0	23.2	20.7	22.2	25.5
	China	%	0.7	0.0	0.0	1.5	0.4	0.6	0.7	0.8	0.0	0.9	1.1
	Mexico	%	1.5	0.7	2.8	0.7	2.6	0.0	1.4	1.5	2.2	1.0	1.4

Nanos conducted an RDD dual frame hybrid telephone and online survey of 1,029 Canadians, 18 years of age or older, between May 30th and June 2nd, 2021. The margin of error this survey is ± 3.1 percentage points, 19 times out of 20.

www.nanos.co



2021-1908 – CanAm – Tracking – Canada – STAT SHEET

Thinking about Canada in relation with the countries below, could you please identify the first and second ranked countries that are closest with Canada in terms of family values? [RANDOMIZE]

			Region						Gender		Age		
			Canada 2021-06	Atlantic	Quebec	Ontario	Prairies	British Columbia	Male	Female	18 to 34	35 to 54	55 plus
Question - Rank 1	Total	Unwgt N	1029	93	229	332	209	166	543	486	166	395	468
		Wgt N	1000	67	233	384	183	133	490	510	273	341	386
	The US	%	33.3	33.9	34.3	31.8	37.5	29.9	39.8	27.1	39.5	31.0	30.9
	Britain	%	42.1	46.1	25.7	49.0	42.5	48.1	37.4	46.6	40.3	44.2	41.5
	Japan	%	2.3	1.4	4.8	1.8	2.1	0.4	2.4	2.3	1.0	2.1	3.5
	France	%	10.4	5.4	23.6	7.9	5.1	4.2	8.5	12.2	5.8	10.6	13.4
	Germany	%	9.0	9.2	7.8	6.9	11.0	14.6	10.0	8.1	10.1	9.9	7.5
	China	%	0.6	0.7	1.2	0.4	0.5	0.5	1.2	0.1	1.0	0.3	0.7
	Mexico	%	2.2	3.2	2.6	2.2	1.2	2.4	0.9	3.6	2.3	1.9	2.5

Thinking about Canada in relation with the countries below, could you please identify the first and second ranked countries that are closest with Canada in terms of family values? [RANDOMIZE]

			Region						Gender		Age		
			Canada 2021-06	Atlantic	Quebec	Ontario	Prairies	British Columbia	Male	Female	18 to 34	35 to 54	55 plus
Question - Rank 2	Total	Unwgt N	1002	91	224	323	206	158	532	470	157	385	460
		Wgt N	966	66	224	370	180	125	478	487	255	331	379
	The US	%	22.5	23.9	16.9	27.5	19.3	22.0	19.9	25.1	20.6	25.5	21.3
	Britain	%	36.1	39.0	33.5	36.6	37.9	35.6	37.7	34.6	43.1	34.0	33.3
	Japan	%	4.4	5.4	5.5	2.7	5.6	4.7	3.9	4.8	2.2	2.5	7.5
	France	%	17.0	16.7	30.0	12.7	12.4	13.0	18.1	15.9	13.9	21.1	15.5
	Germany	%	17.2	10.7	10.7	18.7	20.9	22.2	17.3	17.1	19.2	13.2	19.3
	China	%	0.6	2.3	0.4	0.6	0.0	0.7	0.6	0.5	0.5	0.3	0.9
	Mexico	%	2.2	2.0	2.9	1.1	3.9	1.8	2.4	2.0	0.4	3.5	2.3

Nanos conducted an RDD dual frame hybrid telephone and online survey of 1,029 Canadians, 18 years of age or older, between May 30th and June 2nd, 2021. The margin of error this survey is ± 3.1 percentage points, 19 times out of 20.

www.nanos.co



2021-1908 – CanAm – Tracking – Canada – STAT SHEET

Thinking about Canada in relation with the countries below, could you please identify the first and second ranked countries that are closest with Canada in terms of business values? [RANDOMIZE]

			Region						Gender		Age		
			Canada 2021-06	Atlantic	Quebec	Ontario	Prairies	British Columbia	Male	Female	18 to 34	35 to 54	55 plus
Question – Rank 1	Total	Unwgt N	1029	93	229	332	209	166	543	486	166	395	468
		Wgt N	1000	67	233	384	183	133	490	510	273	341	386
	The US	%	55.1	53.2	55.9	57.3	50.4	55.2	59.7	50.7	62.5	52.8	52.1
	Britain	%	23.4	31.4	18.0	23.3	23.1	29.6	21.2	25.5	16.8	25.4	26.3
	Japan	%	2.7	1.1	1.8	4.5	1.8	0.8	1.7	3.6	3.3	1.6	3.1
	France	%	5.0	0.0	9.4	3.7	5.2	3.4	3.5	6.5	6.8	5.6	3.2
	Germany	%	11.4	12.6	11.6	9.5	15.4	10.3	11.5	11.2	9.7	10.4	13.4
	China	%	1.3	1.0	2.6	0.6	1.6	0.6	1.4	1.2	0.5	1.9	1.4
	Mexico	%	1.1	0.7	0.7	1.1	2.6	0.0	0.9	1.2	0.4	2.3	0.5

Thinking about Canada in relation with the countries below, could you please identify the first and second ranked countries that are closest with Canada in terms of business values? [RANDOMIZE]

			Region						Gender		Age		
			Canada 2021-06	Atlantic	Quebec	Ontario	Prairies	British Columbia	Male	Female	18 to 34	35 to 54	55 plus
Question – Rank 2	Total	Unwgt N	983	89	225	312	199	158	526	457	159	371	453
		Wgt N	952	64	227	361	175	125	474	478	260	319	373
	The US	%	16.2	16.1	15.6	14.2	21.1	16.6	16.9	15.6	10.9	19.2	17.4
	Britain	%	40.8	51.5	31.5	43.5	41.2	43.9	43.0	38.7	44.4	39.4	39.6
	Japan	%	5.3	5.0	5.6	6.0	6.0	1.7	4.5	6.0	4.8	5.5	5.3
	France	%	8.6	10.0	14.8	9.7	2.2	2.9	6.4	10.8	8.4	10.2	7.5
	Germany	%	19.6	10.7	23.0	17.4	19.3	24.9	18.2	21.0	16.6	18.2	22.8
	China	%	4.5	6.0	4.6	4.4	4.2	3.9	4.9	4.0	7.2	3.1	3.7
	Mexico	%	5.0	0.8	5.0	4.9	6.0	6.1	6.1	3.9	7.7	4.3	3.7

Nanos conducted an RDD dual frame hybrid telephone and online survey of 1,029 Canadians, 18 years of age or older, between May 30th and June 2nd, 2021. The margin of error this survey is ± 3.1 percentage points, 19 times out of 20.

www.nanos.co



2021-1908 – CanAm – Tracking – Canada – STAT SHEET

Thinking about when a package or a shipping container of goods enters Canada from one of the countries below, please rank the first and second country that Canadians customs officials should thoroughly inspect the shipment. [RANDOMIZE]

			Region						Gender		Age		
			Canada 2021-06	Atlantic	Quebec	Ontario	Prairies	British Columbia	Male	Female	18 to 34	35 to 54	55 plus
Question – Rank 1	Total	Unwgt N	1029	93	229	332	209	166	543	486	166	395	468
		Wgt N	1000	67	233	384	183	133	490	510	273	341	386
	The US	%	10.9	16.4	10.2	12.5	7.0	10.3	9.5	12.3	18.0	10.5	6.2
	Britain	%	0.3	0.0	0.0	0.7	0.3	0.0	0.7	0.0	0.5	0.4	0.2
	Japan	%	1.4	0.7	2.2	0.4	3.1	1.0	0.9	1.9	2.0	1.9	0.5
	France	%	0.3	0.0	0.0	0.7	0.0	0.0	0.6	0.0	0.5	0.0	0.4
	Germany	%	0.4	0.0	1.2	0.3	0.0	0.0	0.2	0.6	0.0	0.6	0.5
	China	%	64.6	52.0	58.7	67.6	69.0	66.7	67.0	62.3	59.4	64.3	68.6
	Mexico	%	22.0	30.8	27.7	17.8	20.5	22.0	21.2	22.8	19.6	22.3	23.5

Thinking about when a package or a shipping container of goods enters Canada from one of the countries below, please rank the first and second country that Canadians customs officials should thoroughly inspect the shipment. [RANDOMIZE]

			Region						Gender		Age		
			Canada 2021-06	Atlantic	Quebec	Ontario	Prairies	British Columbia	Male	Female	18 to 34	35 to 54	55 plus
Question – Rank 2	Total	Unwgt N	978	90	221	311	198	158	518	460	150	376	452
		Wgt N	942	65	223	359	172	124	463	479	249	324	370
	The US	%	12.8	8.4	10.2	15.1	11.0	15.9	11.2	14.4	14.8	14.8	9.8
	Britain	%	1.8	5.1	1.7	1.5	2.2	0.7	3.4	0.3	4.1	1.7	0.4
	Japan	%	4.1	10.0	6.2	2.3	5.1	1.4	3.7	4.6	6.9	2.2	3.9
	France	%	1.2	2.0	1.2	0.8	1.2	1.8	2.0	0.4	1.4	1.3	0.9
	Germany	%	0.7	1.2	0.0	1.2	0.6	0.0	1.0	0.3	0.5	0.7	0.7
	China	%	25.6	27.4	32.9	22.8	22.5	23.7	22.8	28.2	26.4	25.5	25.1
	Mexico	%	53.8	45.8	47.9	56.2	57.4	56.5	55.9	51.8	45.8	53.8	59.2

Nanos conducted an RDD dual frame hybrid telephone and online survey of 1,029 Canadians, 18 years of age or older, between May 30th and June 2nd, 2021. The margin of error this survey is ± 3.1 percentage points, 19 times out of 20.

www.nanos.co



2021-1908 – CanAm – Tracking – Canada – STAT SHEET

Thinking about when a visitor from one of the countries below arrives at the Canadian border, please rank the first and second country whose visitors Canadian customs officials should question more thoroughly. [RANDOMIZE]

			Region						Gender		Age		
			Canada 2021-06	Atlantic	Quebec	Ontario	Prairies	British Columbia	Male	Female	18 to 34	35 to 54	55 plus
Question – Rank 1	Total	Unwgt N	1029	93	229	332	209	166	543	486	166	395	468
		Wgt N	1000	67	233	384	183	133	490	510	273	341	386
	The US	%	22.7	30.7	11.0	26.7	22.6	27.5	16.9	28.2	36.6	21.0	14.3
	Britain	%	0.6	0.0	0.8	0.2	1.6	0.0	0.4	0.7	0.7	0.5	0.5
	Japan	%	0.3	0.0	0.3	0.6	0.0	0.0	0.3	0.3	0.5	0.2	0.2
	France	%	0.9	0.0	1.8	0.2	1.2	1.7	0.9	1.0	2.0	0.2	0.8
	Germany	%	0.9	2.0	1.3	0.7	1.3	0.0	0.8	1.1	1.3	0.8	0.8
	China	%	57.1	43.0	61.0	54.0	62.8	58.8	63.6	50.9	44.5	61.8	61.9
	Mexico	%	17.5	24.3	23.6	17.6	10.6	12.0	17.1	17.8	14.4	15.4	21.4

Thinking about when a visitor from one of the countries below arrives at the Canadian border, please rank the first and second country whose visitors Canadian customs officials should question more thoroughly. [RANDOMIZE]

			Region						Gender		Age		
			Canada 2021-06	Atlantic	Quebec	Ontario	Prairies	British Columbia	Male	Female	18 to 34	35 to 54	55 plus
Question – Rank 2	Total	Unwgt N	902	85	211	281	180	145	486	416	141	337	424
		Wgt N	870	61	212	324	159	114	440	430	231	288	350
	The US	%	17.2	12.6	19.8	16.8	18.9	13.5	15.6	18.7	16.5	20.9	14.6
	Britain	%	4.7	6.5	2.6	6.1	4.6	3.8	5.6	3.8	10.4	2.7	2.5
	Japan	%	3.8	7.4	6.9	2.0	3.4	2.0	3.2	4.5	3.0	4.8	3.6
	France	%	3.2	2.3	2.6	2.4	7.3	1.2	4.8	1.5	4.8	2.6	2.6
	Germany	%	2.5	4.8	2.2	3.2	2.5	0.0	0.9	4.1	3.1	2.0	2.6
	China	%	26.0	36.2	23.4	27.1	21.8	27.9	24.9	27.0	29.9	23.0	25.7
	Mexico	%	42.7	30.2	42.5	42.6	41.5	51.7	44.9	40.4	32.4	44.0	48.4

Nanos conducted an RDD dual frame hybrid telephone and online survey of 1,029 Canadians, 18 years of age or older, between May 30th and June 2nd, 2021. The margin of error this survey is ± 3.1 percentage points, 19 times out of 20.

www.nanos.co



2021-1908 – CanAm – Tracking – Canada – STAT SHEET

			Region						Gender		Age		
			Canada 2021-06	Atlantic	Quebec	Ontario	Prairies	British Columbia	Male	Female	18 to 34	35 to 54	55 plus
Question - In terms of national security (i.e., NATO, the United Nations), should the United States and Canada be moving towards greater and closer cooperation or should they be maintaining separate national security policies and priorities?	Total	Unwgt N	1029	93	229	332	209	166	543	486	166	395	468
		Wgt N	1000	67	233	384	183	133	490	510	273	341	386
	Much closer cooperation	%	24.6	24.2	31.6	21.1	24.8	22.0	30.1	19.3	18.7	23.9	29.3
	Somewhat closer cooperation	%	29.8	26.1	32.9	28.7	32.0	26.7	27.1	32.4	25.1	35.1	28.5
	Stay the same/no change	%	20.2	19.0	15.5	22.9	20.1	21.0	21.8	18.6	25.8	16.9	19.0
	Somewhat separate	%	14.3	17.9	10.9	15.5	12.5	17.7	12.0	16.6	17.0	14.2	12.5
	Completely separate	%	6.6	7.9	4.1	7.5	6.8	7.1	6.2	6.9	6.7	5.1	7.7
	Don't know	%	4.6	4.8	5.0	4.4	3.7	5.4	2.8	6.3	6.8	4.7	2.9

			Region						Gender		Age		
			Canada 2021-06	Atlantic	Quebec	Ontario	Prairies	British Columbia	Male	Female	18 to 34	35 to 54	55 plus
Question - In terms of border security, should the United States and Canada be moving towards greater and closer cooperation or should they be maintaining separate national security policies and priorities?	Total	Unwgt N	1029	93	229	332	209	166	543	486	166	395	468
		Wgt N	1000	67	233	384	183	133	490	510	273	341	386
	Much closer cooperation	%	23.7	21.9	31.5	19.0	29.4	16.7	30.0	17.7	25.7	21.4	24.4
	Somewhat closer cooperation	%	31.7	26.4	36.2	32.9	29.0	26.7	28.5	34.7	27.1	32.8	33.9
	Stay the same/no change	%	20.4	25.5	16.0	21.2	19.7	24.3	21.7	19.1	20.3	22.3	18.8
	Somewhat separate	%	13.9	12.1	10.5	15.7	12.2	17.7	12.0	15.7	12.2	15.3	13.8
	Completely separate	%	7.9	12.2	2.8	9.6	6.7	11.0	5.4	10.2	8.6	6.1	8.8
	Don't know	%	2.5	2.0	3.0	1.7	3.0	3.6	2.4	2.6	6.1	2.1	0.3

Nanos conducted an RDD dual frame hybrid telephone and online survey of 1,029 Canadians, 18 years of age or older, between May 30th and June 2nd, 2021. The margin of error this survey is ± 3.1 percentage points, 19 times out of 20.

www.nanos.co



2021-1908 – CanAm – Tracking – Canada – STAT SHEET

			Region						Gender		Age		
			Canada 2021-06	Atlantic	Quebec	Ontario	Prairies	British Columbia	Male	Female	18 to 34	35 to 54	55 plus
Question - In terms of anti-terrorism measures, should the United States and Canada be moving towards greater and closer cooperation or should they be maintaining separate national security policies and priorities?	Total	Unwgt N	1029	93	229	332	209	166	543	486	166	395	468
		Wgt N	1000	67	233	384	183	133	490	510	273	341	386
	Much closer cooperation	%	33.1	31.6	40.9	28.9	35.7	28.7	37.6	28.8	27.5	27.8	41.8
	Somewhat closer cooperation	%	27.1	25.6	25.8	29.3	27.0	24.2	24.9	29.2	20.6	32.1	27.4
	Stay the same/no change	%	17.4	8.2	17.7	18.7	17.1	17.7	18.1	16.6	21.6	17.7	14.0
	Somewhat separate	%	12.4	17.1	8.6	11.7	13.3	17.6	10.5	14.3	13.9	14.1	10.0
	Completely separate	%	7.0	12.5	3.4	9.2	3.1	9.3	6.7	7.3	10.1	5.3	6.3
	Don't know	%	3.0	4.9	3.5	2.1	3.8	2.5	2.2	3.8	6.3	3.1	0.6

			Region						Gender		Age		
			Canada 2021-06	Atlantic	Quebec	Ontario	Prairies	British Columbia	Male	Female	18 to 34	35 to 54	55 plus
Question - In your opinion, how important or unimportant is it for the United States and Canada to work together to develop an integrated energy policy to remove any dependence on Middle East oil? Is it very important, somewhat important, somewhat unimportant or very unimportant?	Total	Unwgt N	1029	93	229	332	209	166	543	486	166	395	468
		Wgt N	1000	67	233	384	183	133	490	510	273	341	386
	Very important	%	51.4	50.6	53.6	48.6	61.3	42.6	55.5	47.5	43.6	51.8	56.6
	Somewhat important	%	34.7	30.9	35.6	36.3	28.5	38.6	30.7	38.5	39.9	34.6	31.0
	Somewhat unimportant	%	6.7	3.0	5.3	8.0	5.6	8.7	7.0	6.4	7.7	6.5	6.1
	Very unimportant	%	3.6	9.7	2.0	4.6	1.3	3.5	3.8	3.4	3.8	3.2	3.8
	Unsure	%	3.6	5.8	3.5	2.6	3.3	6.5	3.1	4.2	4.9	3.9	2.5

Nanos conducted an RDD dual frame hybrid telephone and online survey of 1,029 Canadians, 18 years of age or older, between May 30th and June 2nd, 2021. The margin of error this survey is ± 3.1 percentage points, 19 times out of 20.

www.nanos.co



2021-1908 – CanAm – Tracking – Canada – STAT SHEET

Please rank the first and second country which are the greatest health threat to Canadians when it comes to things like a pandemic. [RANDOMIZE]

			Region						Gender		Age		
			Canada 2021-06	Atlantic	Quebec	Ontario	Prairies	British Columbia	Male	Female	18 to 34	35 to 54	55 plus
Question – Rank 1	Total	Unwgt N	1029	93	229	332	209	166	543	486	166	395	468
		Wgt N	1000	67	233	384	183	133	490	510	273	341	386
	The US	%	30.2	45.2	23.3	31.7	28.5	32.7	24.4	35.8	39.0	31.1	23.2
	Britain	%	0.4	0.0	0.4	0.2	0.5	0.9	0.3	0.4	0.0	0.9	0.2
	Japan	%	0.8	0.7	1.2	0.3	1.8	0.0	0.5	1.0	1.6	0.2	0.6
	France	%	0.8	0.0	1.7	0.3	0.0	2.1	0.9	0.7	1.7	0.6	0.3
	Germany	%	0.5	0.0	0.6	0.3	1.4	0.0	0.8	0.2	1.2	0.4	0.2
	China	%	64.6	51.2	68.8	64.7	67.3	59.8	70.2	59.3	54.7	63.4	72.7
	Mexico	%	2.7	2.8	4.0	2.4	0.5	4.4	2.9	2.5	1.8	3.5	2.7

Please rank the first and second country which are the greatest health threat to Canadians when it comes to things like a pandemic. [RANDOMIZE]

			Region						Gender		Age		
			Canada 2021-06	Atlantic	Quebec	Ontario	Prairies	British Columbia	Male	Female	18 to 34	35 to 54	55 plus
Question – Rank 2	Total	Unwgt N	885	80	206	278	176	145	482	403	135	341	409
		Wgt N	845	58	204	320	153	110	431	414	218	291	336
	The US	%	33.8	27.5	29.8	39.8	29.6	32.6	34.6	32.9	30.4	35.1	34.8
	Britain	%	9.9	15.7	5.7	11.7	7.1	13.3	9.3	10.5	13.2	9.6	8.0
	Japan	%	7.1	10.1	10.1	6.5	5.9	3.1	6.2	7.9	2.8	6.8	10.1
	France	%	2.3	2.5	5.2	1.2	1.7	0.9	2.0	2.6	3.3	1.9	2.0
	Germany	%	0.7	0.8	0.4	1.0	0.6	0.0	0.8	0.5	0.6	1.3	0.1
	China	%	21.1	29.6	20.3	19.9	20.0	23.1	18.1	24.2	25.5	20.7	18.6
	Mexico	%	25.2	13.7	28.5	19.8	35.1	27.0	28.9	21.3	24.2	24.6	26.4

Nanos conducted an RDD dual frame hybrid telephone and online survey of 1,029 Canadians, 18 years of age or older, between May 30th and June 2nd, 2021. The margin of error this survey is ±3.1 percentage points, 19 times out of 20.

www.nanos.co



2021-1908 – CanAm – Tracking – US – STAT SHEET

			Region					Gender			Age		
			USA 2021-07	Northeast	South	Midwest	West	Male	Female	Other	18 to 34	35 to 54	55 plus
Question – Our next few questions are about US foreign relations. The US should follow its own interests, even if this leads to conflict with other nations. Do you strongly agree, agree, neither agree nor disagree, disagree, or strongly disagree?	Total	Unwgt N	1023	203	403	202	215	482	539	2	361	308	354
		Wgt N	1002	174	381	207	240	485	515	2	277	341	384
	Strongly agree	%	9.8	11.1	11.0	9.7	6.9	12.0	7.7		7.1	11.1	10.5
	Agree	%	29.5	25.4	31.5	27.4	31.1	34.3	25.1		27.9	28.0	31.9
	Neither agree nor disagree	%	30.6	32.9	28.1	31.9	31.5	27.4	33.5		35.6	29.3	28.1
	Disagree	%	19.7	22.4	17.5	20.7	20.3	17.7	21.6		17.2	21.5	19.9
	Strongly disagree	%	4.7	3.3	5.4	4.5	4.8	4.2	5.2		4.0	3.9	5.9
	Can't choose/unsure	%	5.8	4.9	6.4	5.9	5.3	4.5	6.9		8.1	6.3	3.7

Nanos conducted a representative online survey of 1023 residents of the United States, 18 years of age or older, between June 30th to July 1st, 2021.

www.nanos.co



2021-1908 – CanAm – Tracking – US – STAT SHEET

Thinking about the US in relation with the countries below, could you please identify the first and second ranked countries that are closest with the United States in terms of human rights? [RANDOMIZE]

			Region					Gender			Age		
			USA 2021-07	Northeast	South	Midwest	West	Male	Female	Other	18 to 34	35 to 54	55 plus
Question – Rank 1	Total	Unwgt N	1023	203	403	202	215	482	539	2	361	308	354
		Wgt N	1002	174	381	207	240	485	515	2	277	341	384
	Canada	%	62.7	67.5	64.9	65.7	53.2	59.6	65.7		58.4	59.5	68.6
	Britain	%	22.0	20.9	20.3	18.3	28.8	24.8	19.4		19.4	22.7	23.3
	Japan	%	3.8	1.9	4.1	4.1	4.5	5.0	2.7		4.4	4.8	2.5
	France	%	4.2	4.1	4.3	2.7	5.5	3.5	4.9		5.6	5.3	2.3
	Germany	%	2.7	2.6	2.8	2.2	3.2	2.9	2.6		4.8	2.8	1.2
	China	%	2.0	1.2	1.0	3.9	2.5	1.9	2.1		3.5	2.4	0.6
	Mexico	%	2.5	1.8	2.6	3.1	2.2	2.2	2.7		4.0	2.4	1.4

Thinking about the US in relation with the countries below, could you please identify the first and second ranked countries that are closest with the United States in terms of human rights? [RANDOMIZE]

			Region					Gender			Age		
			USA 2021-07	Northeast	South	Midwest	West	Male	Female	Other	18 to 34	35 to 54	55 plus
Question – Rank 2	Total	Unwgt N	1005	200	395	200	210	480	523	2	348	305	352
		Wgt N	987	172	375	205	235	483	502	2	269	336	382
	Canada	%	21.2	18.1	21.4	16.8	27.1	21.6	20.8		20.6	19.6	23.2
	Britain	%	44.7	53.0	47.1	41.5	37.7	44.7	44.7		38.8	41.0	52.2
	Japan	%	4.4	3.5	4.2	5.6	4.2	5.3	3.5		6.2	4.5	2.9
	France	%	13.0	13.0	12.0	15.4	12.5	12.5	13.5		15.4	15.6	9.1
	Germany	%	8.2	7.2	7.0	11.9	7.5	7.9	8.4		7.7	8.0	8.7
	China	%	1.5	1.2	2.1	0.5	1.9	1.9	1.2		3.2	1.3	0.5
	Mexico	%	7.0	3.9	6.2	8.3	9.2	6.1	7.9		8.1	10.0	3.5

Nanos conducted a representative online survey of 1023 residents of the United States, 18 years of age or older, between June 30th to July 1st, 2021.

www.nanos.co



2021-1908 – CanAm – Tracking – US – STAT SHEET

Thinking about the US in relation with the countries below, could you please identify the first and second ranked countries that are closest with the United States in terms of family values? [RANDOMIZE]

			Region					Gender			Age		
			USA 2021-07	Northeast	South	Midwest	West	Male	Female	Other	18 to 34	35 to 54	55 plus
Question – Rank 1	Total	Unwgt N	1023	203	403	202	215	482	539	2	361	308	354
		Wgt N	1002	174	381	207	240	485	515	2	277	341	384
	Canada	%	58.1	58.9	59.4	58.8	54.8	56.7	59.4		46.6	55.5	68.7
	Britain	%	20.5	21.1	19.3	22.7	20.2	21.1	19.8		22.5	21.7	18.1
	Japan	%	4.8	6.5	5.4	3.4	4.0	6.7	3.1		5.6	3.5	5.4
	France	%	4.2	3.4	4.5	4.5	4.0	3.8	4.5		5.5	5.4	2.2
	Germany	%	3.3	4.5	2.5	3.8	3.2	3.2	3.4		5.0	2.6	2.6
	China	%	2.5	1.4	2.9	1.0	3.7	2.8	2.2		4.3	3.0	0.6
	Mexico	%	6.6	4.2	6.0	5.8	10.1	5.7	7.5		10.5	8.2	2.4

Thinking about the US in relation with the countries below, could you please identify the first and second ranked countries that are closest with the United States in terms of family values? [RANDOMIZE]

			Region					Gender			Age		
			USA 2021-07	Northeast	South	Midwest	West	Male	Female	Other	18 to 34	35 to 54	55 plus
Question – Rank 2	Total	Unwgt N	1005	200	397	199	209	479	525	1	349	304	352
		Wgt N	985	171	376	204	234	482	503	1	268	335	382
	Canada	%	20.3	16.5	21.1	22.4	20.0	20.7	19.7		21.2	21.4	18.7
	Britain	%	44.5	48.6	43.5	41.3	45.9	44.7	44.4		33.2	41.4	55.1
	Japan	%	5.9	5.8	4.7	5.7	8.3	7.7	4.3		8.3	7.5	2.9
	France	%	12.4	12.6	11.5	15.2	11.3	11.5	13.3		16.8	13.4	8.4
	Germany	%	5.8	5.8	5.7	6.7	5.0	6.2	5.4		6.1	3.8	7.3
	China	%	2.8	3.6	2.6	1.7	3.6	3.0	2.7		4.4	3.2	1.4
	Mexico	%	8.3	7.3	10.9	7.0	5.8	6.2	10.3		10.0	9.3	6.2

Nanos conducted a representative online survey of 1023 residents of the United States, 18 years of age or older, between June 30th to July 1st, 2021.

www.nanos.co



2021-1908 – CanAm – Tracking – US – STAT SHEET

Thinking about the US in relation with the countries below, could you please rank the top two countries that are closest with the United States in terms of business values? [RANDOMIZE]

			Region					Gender			Age		
			USA 2021-07	Northeast	South	Midwest	West	Male	Female	Other	18 to 34	35 to 54	55 plus
Question – Rank 1	Total	Unwgt N	1023	203	403	202	215	482	539	2	361	308	354
		Wgt N	1002	174	381	207	240	485	515	2	277	341	384
	Canada	%	37.1	36.4	37.6	38.0	35.8	33.2	40.9		25.9	33.0	48.7
	Britain	%	20.8	24.4	20.2	18.5	21.2	22.0	19.8		17.6	21.2	22.8
	Japan	%	11.4	9.1	10.7	13.8	12.3	15.6	7.6		13.0	12.2	9.6
	France	%	2.9	4.2	2.5	2.5	2.9	2.9	2.9		4.4	3.0	1.7
	Germany	%	9.5	10.5	8.9	11.8	7.8	10.6	8.6		8.8	6.8	12.4
	China	%	14.8	10.9	17.4	12.5	15.3	12.4	16.7		24.9	18.7	4.0
	Mexico	%	3.5	4.6	2.7	2.9	4.6	3.3	3.7		5.3	5.2	0.7

Thinking about the US in relation with the countries below, could you please rank the top two countries that are closest with the United States in terms of business values? [RANDOMIZE]

			Region					Gender			Age		
			USA 2021-07	Northeast	South	Midwest	West	Male	Female	Other	18 to 34	35 to 54	55 plus
Question – Rank 2	Total	Unwgt N	998	197	393	198	210	476	521	1	345	302	351
		Wgt N	980	169	373	203	235	479	500	1	266	333	381
	Canada	%	17.5	20.6	14.5	18.0	19.8	16.0	19.1		15.6	18.0	18.5
	Britain	%	30.7	30.6	33.9	26.3	29.4	28.5	32.7		22.9	28.5	38.0
	Japan	%	18.1	16.2	17.8	19.9	18.6	19.3	17.0		18.9	20.7	15.3
	France	%	6.5	6.6	6.3	7.9	5.5	6.2	6.8		10.4	4.6	5.4
	Germany	%	11.6	9.0	12.2	12.5	11.6	15.5	7.9		10.6	10.9	12.8
	China	%	9.7	8.8	8.8	10.0	11.4	8.5	10.8		13.9	11.4	5.2
	Mexico	%	5.9	8.2	6.6	5.3	3.7	6.0	5.8		7.7	5.8	4.7

Nanos conducted a representative online survey of 1023 residents of the United States, 18 years of age or older, between June 30th to July 1st, 2021.

www.nanos.co



2021-1908 – CanAm – Tracking – US – STAT SHEET

Thinking about when a package or a shipping container of goods enters the United States from one of the countries below, please rank the first and second country that American customs officials should thoroughly inspect the shipment. [RANDOMIZE]

			Region					Gender			Age		
			USA 2021-07	Northeast	South	Midwest	West	Male	Female	Other	18 to 34	35 to 54	55 plus
Question – Rank 1	Total	Unwgt N	1023	203	403	202	215	482	539	2	361	308	354
		Wgt N	1002	174	381	207	240	485	515	2	277	341	384
	Canada	%	8.1	11.5	7.8	5.8	7.9	6.9	9.2		9.2	9.6	5.9
	Britain	%	2.8	3.7	2.2	0.9	4.6	3.1	2.5		4.3	2.7	1.7
	Japan	%	3.6	1.2	3.8	4.0	4.6	3.0	4.2		6.1	3.0	2.2
	France	%	0.8	1.5	1.3	0.0	0.4	0.7	0.8		2.2	0.7	0.0
	Germany	%	3.3	2.7	3.0	2.6	4.7	3.7	2.8		6.5	2.5	1.6
	China	%	55.4	59.7	52.8	58.8	53.7	54.4	56.7		41.4	57.3	63.9
	Mexico	%	26.0	19.6	29.2	28.0	24.0	28.3	23.8		30.3	24.1	24.7

Thinking about when a package or a shipping container of goods enters the United States from one of the countries below, please rank the first and second country that American customs officials should thoroughly inspect the shipment. [RANDOMIZE]

			Region					Gender			Age		
			USA 2021-07	Northeast	South	Midwest	West	Male	Female	Other	18 to 34	35 to 54	55 plus
Question – Rank 2	Total	Unwgt N	973	192	380	192	209	467	504	2	327	301	345
		Wgt N	959	167	363	197	233	468	489	2	253	332	374
	Canada	%	4.1	3.0	3.1	2.2	7.9	3.7	4.4		5.0	4.7	2.9
	Britain	%	4.8	5.1	5.7	3.0	4.5	4.8	4.6		6.0	6.7	2.2
	Japan	%	11.3	11.8	12.4	12.4	8.1	8.6	13.8		10.7	11.4	11.5
	France	%	4.2	6.0	3.6	3.3	4.7	3.2	5.3		5.5	5.0	2.7
	Germany	%	5.9	5.8	6.4	7.4	4.0	6.3	5.4		11.2	5.1	3.1
	China	%	23.0	20.9	26.1	22.7	19.9	26.0	20.2		25.8	21.1	22.8
	Mexico	%	46.7	47.3	42.6	49.0	50.9	47.5	46.2		35.8	45.9	54.9

Nanos conducted a representative online survey of 1023 residents of the United States, 18 years of age or older, between June 30th to July 1st, 2021.

www.nanos.co



2021-1908 – CanAm – Tracking – US – STAT SHEET

Thinking about when a visitor from one of the countries below arrives at the US border, please rank the first and second country whose visitors American customs officials should question most thoroughly. [RANDOMIZE]

			Region					Gender			Age		
			USA 2021-07	Northeast	South	Midwest	West	Male	Female	Other	18 to 34	35 to 54	55 plus
Question – Rank 1	Total	Unwgt N	1023	203	403	202	215	482	539	2	361	308	354
		Wgt N	1002	174	381	207	240	485	515	2	277	341	384
	Canada	%	6.6	5.8	7.6	6.6	5.4	6.8	6.4		8.5	6.7	5.0
	Britain	%	3.1	4.5	3.1	0.8	4.1	2.5	3.5		4.7	3.6	1.6
	Japan	%	2.9	1.5	3.9	3.5	1.8	2.6	3.3		5.8	1.3	2.3
	France	%	1.9	2.8	2.2	1.2	1.1	2.1	1.6		4.9	1.1	0.3
	Germany	%	4.3	2.7	3.7	3.5	7.2	3.6	5.0		7.9	3.5	2.5
	China	%	42.6	42.6	42.3	42.9	42.8	42.5	42.8		27.3	48.7	48.2
	Mexico	%	38.6	40.0	37.2	41.4	37.5	39.9	37.4		40.9	35.1	40.2

Thinking about when a visitor from one of the countries below arrives at the US border, please rank the first and second country whose visitors American customs officials should question most thoroughly. [RANDOMIZE]

			Region					Gender			Age		
			USA 2021-07	Northeast	South	Midwest	West	Male	Female	Other	18 to 34	35 to 54	55 plus
Question – Rank 2	Total	Unwgt N	952	185	381	185	201	455	496	1	325	284	343
		Wgt N	932	159	361	189	223	458	474	1	249	312	372
	Canada	%	6.8	9.8	3.5	6.3	10.4	6.7	6.8		9.5	8.4	3.6
	Britain	%	5.5	4.7	5.4	6.3	5.4	5.5	5.5		7.5	6.0	3.7
	Japan	%	9.4	11.2	9.2	9.1	8.8	5.7	13.0		9.8	12.2	6.9
	France	%	5.0	2.9	4.7	4.4	7.6	4.4	5.4		8.6	5.3	2.4
	Germany	%	5.7	4.2	6.3	7.0	4.6	4.7	6.6		9.9	5.2	3.2
	China	%	32.2	33.4	31.6	35.2	29.7	33.0	31.5		31.2	25.9	38.2
	Mexico	%	35.4	33.8	39.3	31.6	33.6	40.0	31.1		23.5	37.0	42.1

Nanos conducted a representative online survey of 1023 residents of the United States, 18 years of age or older, between June 30th to July 1st, 2021.

www.nanos.co



2021-1908 – CanAm – Tracking – US – STAT SHEET

			Region					Gender			Age		
			USA 2021-07	Northeast	South	Midwest	West	Male	Female	Other	18 to 34	35 to 54	55 plus
Question – In terms of national security (i.e., NATO, the United Nations), should the United States and Canada be moving towards greater and closer cooperation or should they be maintaining separate national security policies and priorities?	Total	Unwgt N	1023	203	403	202	215	482	539	2	361	308	354
		Wgt N	1002	174	381	207	240	485	515	2	277	341	384
	Much closer cooperation	%	29.3	29.9	29.3	28.6	29.6	31.0	27.9		26.8	28.1	32.2
	Somewhat closer cooperation	%	35.4	36.6	33.6	37.0	36.2	35.9	35.0		32.3	34.6	38.4
	Stay the same/no change	%	19.8	19.4	19.7	19.4	20.7	19.0	20.6		19.5	22.7	17.5
	Somewhat separate	%	3.2	2.5	3.3	3.5	3.2	5.1	1.4		4.8	2.3	2.8
	Completely separate	%	3.0	4.3	3.6	2.8	1.4	3.2	2.9		2.5	2.8	3.7
	Unsure	%	9.2	7.2	10.6	8.7	8.8	5.8	12.2		14.1	9.5	5.3

			Region					Gender			Age		
			USA 2021-07	Northeast	South	Midwest	West	Male	Female	Other	18 to 34	35 to 54	55 plus
Question – In terms of border security, should the United States and Canada be moving towards greater and closer cooperation or should they be maintaining more separate policies and priorities?	Total	Unwgt N	1023	203	403	202	215	482	539	2	361	308	354
		Wgt N	1002	174	381	207	240	485	515	2	277	341	384
	Much closer cooperation	%	32.3	32.6	32.5	31.7	32.1	35.7	29.0		24.9	30.4	39.2
	Somewhat closer cooperation	%	34.4	37.1	32.7	37.4	32.6	36.6	32.4		37.3	31.7	34.8
	Stay the same/no change	%	19.1	19.1	18.6	13.9	24.5	15.6	22.5		17.9	22.4	17.1
	Somewhat separate	%	3.7	1.7	3.6	5.8	3.6	4.6	2.9		6.3	2.5	2.9
	Completely separate	%	2.6	3.2	3.0	2.9	1.0	2.9	2.3		2.3	3.7	1.7
	Unsure	%	7.9	6.3	9.6	8.2	6.1	4.7	11.0		11.2	9.2	4.3

Nanos conducted a representative online survey of 1023 residents of the United States, 18 years of age or older, between June 30th to July 1st, 2021.

www.nanos.co



2021-1908 – CanAm – Tracking – US – STAT SHEET

			Region					Gender			Age		
			USA 2021-07	Northeast	South	Midwest	West	Male	Female	Other	18 to 34	35 to 54	55 plus
Question – In terms of anti-terrorism measures, should the United States and Canada be moving towards greater and closer cooperation or should they be maintaining more separate policies and priorities?	Total	Unwgt N	1023	203	403	202	215	482	539	2	361	308	354
		Wgt N	1002	174	381	207	240	485	515	2	277	341	384
	Much closer cooperation	%	41.2	43.1	38.2	43.2	43.1	44.0	38.6		32.7	37.3	50.9
	Somewhat closer cooperation	%	32.2	32.4	32.0	35.6	29.5	31.2	33.1		32.7	34.2	30.2
	Stay the same/no change	%	14.4	11.4	15.7	11.6	17.0	15.8	13.2		18.0	15.8	10.7
	Somewhat separate	%	2.0	2.1	1.8	2.6	1.7	1.6	2.3		3.8	1.3	1.3
	Completely separate	%	1.9	2.9	2.6	1.3	0.7	2.3	1.6		2.0	2.1	1.6
	Unsure	%	8.2	8.2	9.7	5.7	7.9	5.0	11.2		10.9	9.3	5.3

			Region					Gender			Age		
			USA 2021-07	Northeast	South	Midwest	West	Male	Female	Other	18 to 34	35 to 54	55 plus
Question – In your opinion, how important or unimportant is it for the United States and Canada to work together to develop an integrated energy policy to remove any dependence on Middle East oil? Is it very important, somewhat important, somewhat unimportant or very unimportant?	Total	Unwgt N	1023	203	403	202	215	482	539	2	361	308	354
		Wgt N	1002	174	381	207	240	485	515	2	277	341	384
	Very important	%	51.3	53.0	53.8	51.2	46.2	54.2	48.6		42.6	45.2	63.0
	Somewhat important	%	33.3	32.5	32.8	35.3	33.0	32.9	33.7		32.8	38.2	29.5
	Somewhat unimportant	%	4.3	3.5	2.7	4.9	6.8	4.9	3.7		8.0	3.0	2.7
	Very unimportant	%	0.9	1.4	1.3	0.8	0.0	1.3	0.6		1.6	0.8	0.6
	Unsure	%	10.2	9.6	9.3	7.8	14.0	6.8	13.4		15.0	12.8	4.3

Nanos conducted a representative online survey of 1023 residents of the United States, 18 years of age or older, between June 30th to July 1st, 2021.

www.nanos.co



2021-1908 – CanAm – Tracking – US – STAT SHEET

Please rank the first and second country which are the greatest health threat to Americans when it comes to things like a pandemic. [RANDOMIZE]

			Region					Gender			Age		
			USA 2021-07	Northeast	South	Midwest	West	Male	Female	Other	18 to 34	35 to 54	55 plus
Question – Rank 1	Total	Unwgt N	1023	203	403	202	215	482	539	2	361	308	354
		Wgt N	1002	174	381	207	240	485	515	2	277	341	384
	Canada	%	5.2	5.5	6.0	2.6	5.9	4.0	6.1		7.6	6.0	2.7
	Britain	%	3.5	4.6	3.5	1.7	4.0	3.8	3.1		5.5	3.9	1.6
	Japan	%	3.2	4.4	2.7	3.1	3.1	2.4	3.9		3.9	3.9	2.0
	France	%	0.8	0.0	0.9	0.0	1.8	1.0	0.6		1.9	0.8	0.0
	Germany	%	2.0	1.0	3.2	0.5	2.1	1.8	2.2		3.9	1.3	1.2
	China	%	73.2	73.4	75.2	80.9	63.3	73.7	72.8		61.4	71.9	82.9
	Mexico	%	12.2	11.1	8.5	11.3	19.7	13.3	11.3		15.8	12.2	9.6

Please rank the first and second country which are the greatest health threat to Americans when it comes to things like a pandemic. [RANDOMIZE]

			Region					Gender			Age		
			USA 2021-07	Northeast	South	Midwest	West	Male	Female	Other	18 to 34	35 to 54	55 plus
Question – Rank 2	Total	Unwgt N	918	183	360	177	198	437	479	2	314	274	330
		Wgt N	899	157	341	180	220	439	458	2	238	303	358
	Canada	%	5.7	5.2	5.3	6.6	5.9	7.5	4.0		10.4	4.9	3.2
	Britain	%	7.9	7.6	8.6	6.5	8.4	7.1	8.8		9.7	7.0	7.6
	Japan	%	17.7	19.4	18.7	16.4	16.2	12.1	23.3		19.4	16.5	17.7
	France	%	5.5	5.3	4.6	2.9	9.3	5.5	5.6		8.5	6.1	3.1
	Germany	%	4.1	1.7	4.5	4.9	4.6	2.8	5.4		5.3	5.1	2.5
	China	%	10.2	10.9	8.2	7.5	15.1	9.1	11.3		9.9	11.9	9.0
	Mexico	%	48.8	49.9	50.2	55.2	40.5	56.0	41.7		36.8	48.5	57.0

Nanos conducted a representative online survey of 1023 residents of the United States, 18 years of age or older, between June 30th to July 1st, 2021.

www.nanos.co