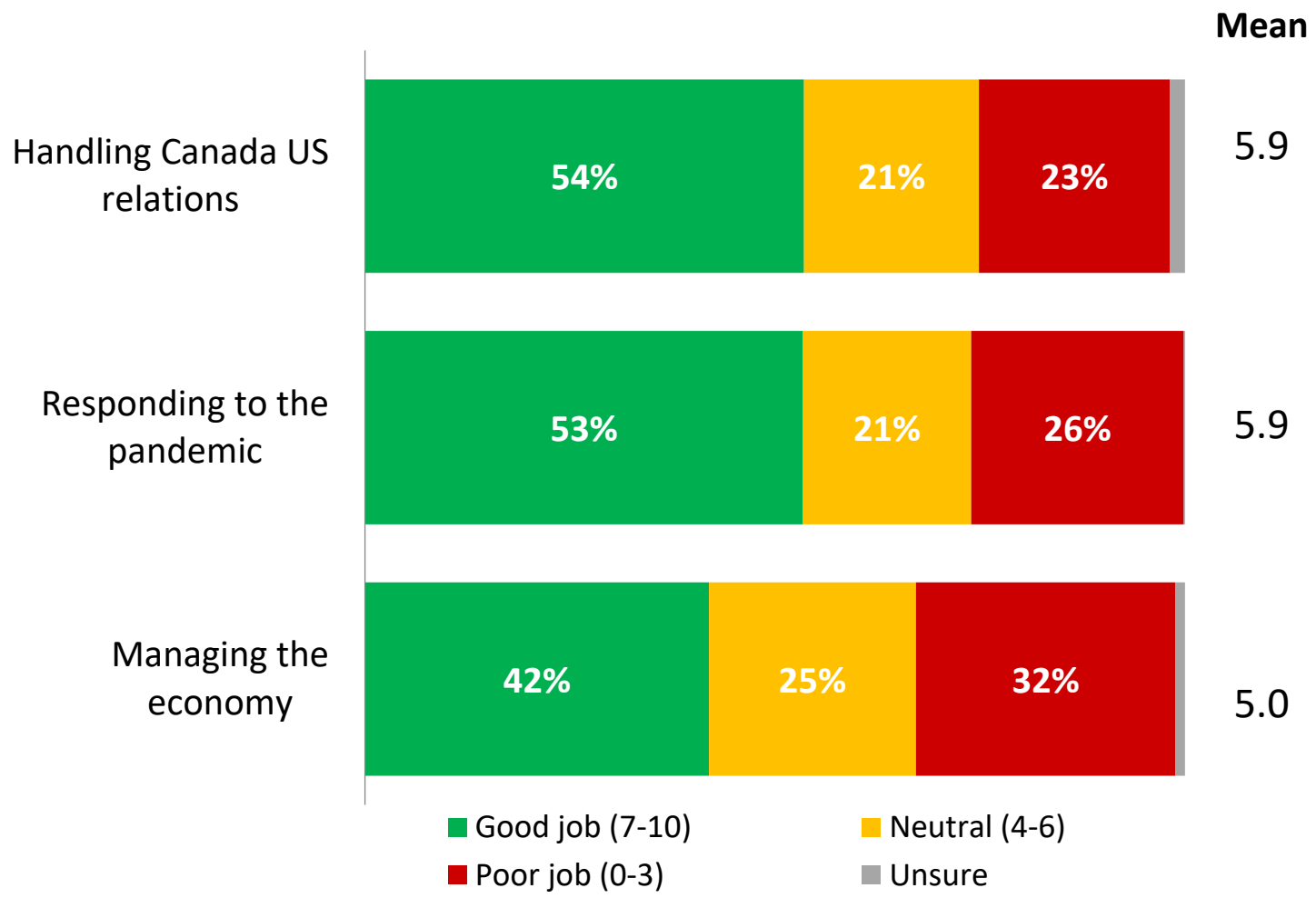


Canadians are twice as likely to say the Liberals have done a good job rather than a poor job handling Canada-US relations and the pandemic.

Job done by the federal Liberal Government

Q On a scale of 0 to 10 where 0 is a very poor job and 10 a very good job, how would you rate the federal Liberal Government led by Justin Trudeau on the following: [RANDOMIZE]

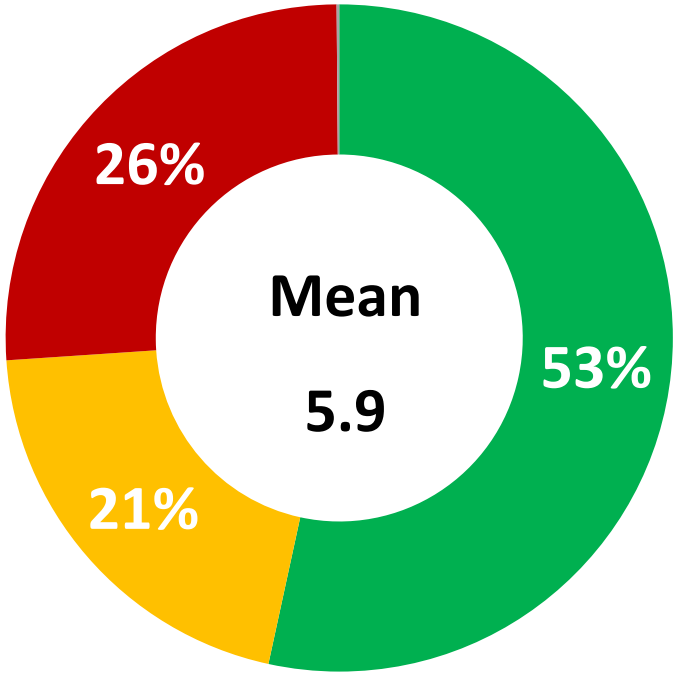
“ Canadians rate the job the federal Liberal government has done handling the Canada-US and responding to the pandemic relations (mean of 5.9 each) higher than managing the economy (mean of 5.0). Canadians from the Prairies give all three lower ratings than Canadians overall. ”



*Weighted to the true population proportion.
*Charts may not add up to 100 due to rounding.

Source: Nanos Research, RDD dual frame hybrid telephone and online random survey, June 30th to July 5th, 2021, n=1051 Canadians, accurate 3.1 percentage points plus or minus, 19 times out of 20.

Job done by the federal Liberal Government responding to the pandemic



■ Good job (7-10)
 ■ Neutral (4-6)
 ■ Poor job (0-3)
 ■ Unsure

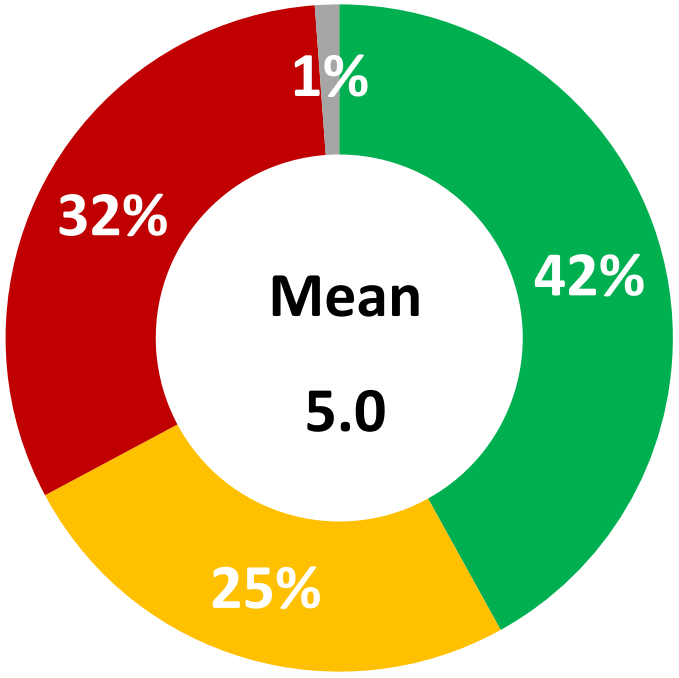
Q On a scale of 0 to 10 where 0 is a very poor job and 10 a very good job, how would you rate the federal Liberal Government led by Justin Trudeau on the following

Responding to the pandemic

	Atlantic (n=92)	Quebec (n=228)	Ontario (n=355)	Prairies (n=210)	BC (n=166)
Mean	7.3	6.4	5.8	4.5	6.1
Men (n=557)	5.5	6.2	5.9	5.8	5.8
Women (n=494)					
18-34 (n=194)					
35-54 (n=424)					
55 plus (n=433)					

*Weighted to the true population proportion.
 *Charts may not add up to 100 due to rounding.

Job done by the federal Liberal Government managing the economy



■ Good job (7-10)
 ■ Neutral (4-6)
 ■ Poor job (0-3)
 ■ Unsure

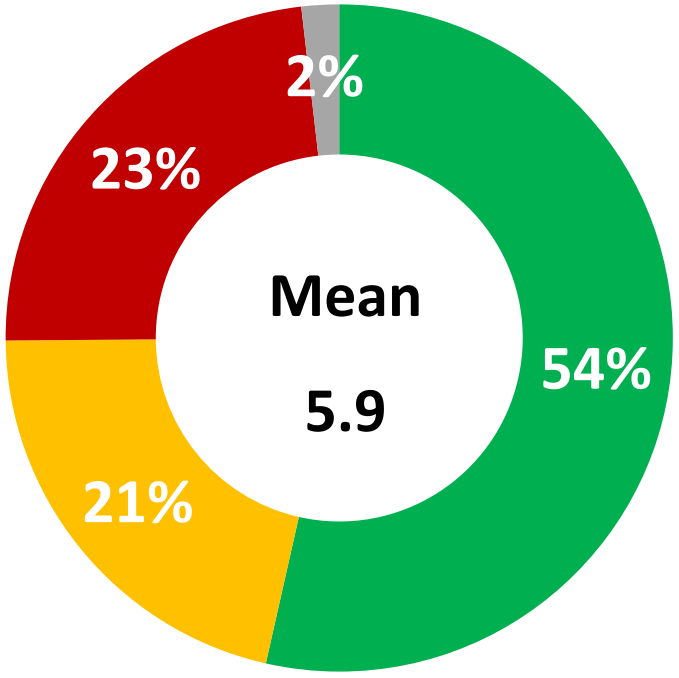
*Weighted to the true population proportion.
 *Charts may not add up to 100 due to rounding.

Q On a scale of 0 to 10 where 0 is a very poor job and 10 a very good job, how would you rate the federal Liberal Government led by Justin Trudeau on the following

Managing the economy

	Atlantic (n=92)	Quebec (n=228)	Ontario (n=355)	Prairies (n=210)	BC (n=166)
Mean	5.9	5.8	5.1	3.5	5.1
Men (n=557)		Women (n=494)	18-34 (n=194)	35-54 (n=424)	55 plus (n=433)
	4.8	5.2	5.1	5.0	5.0

Job done by the federal Liberal Government handling Canada US relations



■ Good job (7-10)
 ■ Neutral (4-6)
 ■ Poor job (0-3)
 ■ Unsure

*Weighted to the true population proportion.
 *Charts may not add up to 100 due to rounding.

Q On a scale of 0 to 10 where 0 is a very poor job and 10 a very good job, how would you rate the federal Liberal Government led by Justin Trudeau on the following

Handling Canada US relations

	Atlantic (n=92)	Quebec (n=228)	Ontario (n=355)	Prairies (n=210)	BC (n=166)
Mean	6.6	6.7	6.1	4.3	6.1
Men (n=557)	5.6	6.3	5.9	6.0	5.9
Women (n=494)					
18-34 (n=194)					
35-54 (n=424)					
55 plus (n=433)					



Nanos conducted an RDD dual frame (land- and cell-lines) hybrid telephone and online random survey of 1,051 Canadians, 18 years of age or older, between June 30th and July 5th, 2021, as part of an omnibus survey. Participants were randomly recruited by telephone using live agents and administered a survey online. The sample included both land- and cell-lines across Canada. The results were statistically checked and weighted by age and gender using the latest Census information and the sample is geographically stratified to be representative of Canada.

Individuals randomly called using random digit dialling with a maximum of five call backs.

The margin of error for this survey is ± 3.1 percentage points, 19 times out of 20.

This study was commissioned by the Globe and Mail and the research was conducted by Nanos Research.

Note: Charts may not add up to 100 due to rounding

METHODOLOGY

Element	Description
Research sponsor	The Globe and Mail
Population and Final Sample Size	1051 Randomly selected individuals.
Source of Sample	Nanos Panel
Type of Sample	Probability
Margin of Error	±3.1 percentage points, 19 times out of 20.
Mode of Survey	RDD dual frame (land- and cell-lines) hybrid telephone and online omnibus survey
Sampling Method Base	The sample included both land- and cell-lines RDD (Random Digit Dialed) across Canada.
Demographics (Captured)	Atlantic Canada, Quebec, Ontario, Prairies, British Columbia; Men and Women; 18 years and older. Six digit postal code was used to validate geography.
Fieldwork/Validation	Individuals were recruited using live interviews with live supervision to validate work, the research questions were administered online
Number of Calls	Maximum of five call backs to those recruited.
Time of Calls	Individuals recruited were called between 12-5:30 pm and 6:30-9:30pm local time for the respondent.
Field Dates	June 30 th to July 5 th , 2021.
Language of Survey	The survey was conducted in both English and French.
Standards	Nanos Research is a member of the Canadian Research Insights Council (CRIC) and confirms that this research fully complies with all CRIC Standards including the CRIC Public Opinion Research Standards and Disclosure Requirements. https://canadianresearchinsightscouncil.ca/standards/

Element	Description
Weighting of Data	The results were weighted by age and gender using the latest Census information (2016) and the sample is geographically stratified to ensure a distribution across all regions of Canada. See tables for full weighting disclosure
Screening	Screening ensured potential respondents did not work in the market research industry, in the advertising industry, in the media or a political party prior to administering the survey to ensure the integrity of the data.
Excluded Demographics	Individuals younger than 18 years old; individuals without land or cell lines, and individuals without internet access could not participate.
Stratification	By age and gender using the latest Census information (2016) and the sample is geographically stratified to be representative of Canada. Smaller areas such as Atlantic Canada were marginally oversampled to allow for a minimum regional sample.
Estimated Response Rate	16 percent, consistent with industry norms.
Question Order	Question order in the preceding report reflects the order in which they appeared in the original questionnaire.
Question Content	Previous content on the omni included political and economic issues, the Canada-US border, federal elections and Sir John A. Macdonald.
Question Wording	The questions in the preceding report are written exactly as they were asked to individuals.
Research/Data Collection Supplier	Nanos Research
Contact	Contact Nanos Research for more information or with any concerns or questions. http://www.nanos.co Telephone:(613) 234-4666 ext. 237 Email: info@nanosresearch.com .



As one of North America’s premier market and public opinion research firms, we put strategic intelligence into the hands of decision makers. The majority of our work is for private sector and public facing organizations and ranges from market studies, managing reputation through to leveraging data intelligence. Nanos Research offers a vertically integrated full service quantitative and qualitative research practice to attain the highest standards and the greatest control over the research process. www.nanos.co

nanos dimap analytika



This international joint venture between [dimap](#) and [Nanos](#) brings together top research and data experts from North American and Europe to deliver exceptional data intelligence to clients. The team offers data intelligence services ranging from demographic and sentiment microtargeting; consumer sentiment identification and decision conversion; and, data analytics and profiling for consumer persuasion. www.nanosdimap.com

NANOS RUTHERFORD MCKAY & Co.

NRM is an affiliate of Nanos Research and Rutherford McKay Associates. Our service offerings are based on decades of professional experience and extensive research and include public acceptance and engagement, communications audits, and narrative development. www.nrmpublicaffairs.com

ABOUT NANOS



TABULATIONS

2021-1918 – Globe and Mail/Nanos Survey – Federal Government - STAT SHEET

On a scale of 0 to 10 where 0 is a very poor job and 10 a very good job, how would you rate the federal Liberal Government led by Justin Trudeau on the following [RANDOMIZE]

			Region						Gender		Age			
			Canada 2021-07	Atlantic	Quebec	Ontario	Prairies	British Columbia	Male	Female	18 to 34	35 to 54	55 plus	
Question - Responding to the pandemic	Total	Unwgt N	1051	92	228	355	210	166	557	494	194	424	433	
		Wgt N	1000	67	233	384	183	133	490	510	273	341	386	
		Mean	5.9	7.3	6.4	5.8	4.5	6.1	5.5	6.2	5.9	5.8	5.8	
		Median	7.0	8.0	7.0	7.0	5.0	7.0	6.0	7.0	7.0	7.0	7.0	
		Very poor job (0)	%	11.4	5.6	5.2	10.7	23.9	9.9	13.8	9.1	13.2	8.7	12.5
	1	%	3.2	0.7	1.3	3.5	3.8	5.5	3.7	2.7	3.5	3.1	3.0	
	2	%	4.9	0.7	2.4	6.2	8.9	2.2	5.5	4.3	3.1	6.6	4.7	
	3	%	6.5	2.7	8.6	7.0	6.1	4.2	7.1	5.9	3.0	8.9	6.9	
	4	%	4.6	2.6	3.5	3.5	7.1	6.8	4.6	4.5	2.7	7.1	3.6	
	5	%	7.3	6.4	9.8	6.3	5.5	8.9	6.9	7.7	7.4	6.3	8.1	
	6	%	8.7	5.9	11.3	9.6	7.4	4.3	9.2	8.2	11.6	7.1	8.0	
	7	%	15.6	18.8	18.7	16.5	9.7	14.5	16.8	14.6	17.5	13.0	16.7	
	8	%	16.1	14.8	18.3	15.6	13.1	18.4	12.6	19.4	17.3	18.1	13.4	
	9	%	8.9	18.0	7.8	8.7	5.4	11.5	8.1	9.6	7.3	8.9	10.0	
	Very good job (10)	%	12.8	21.9	13.1	12.5	9.0	13.7	11.8	13.7	12.8	12.3	13.2	
	Unsure	%	0.1	1.9	0.0	0.0	0.0	0.0	0.0	0.2	0.5	0.0	0.0	

Nanos conducted an RDD dual frame (land- and cell- lines) hybrid telephone and online random survey of 1,051 Canadians, 18 years of age or older, between June 30th and July 5th, 2021. The margin of error for this survey is ± 3.1 percentage points, 19 times out of 20.

2021-1918 – Globe and Mail/Nanos Survey – Federal Government - STAT SHEET

On a scale of 0 to 10 where 0 is a very poor job and 10 a very good job, how would you rate the federal Liberal Government led by Justin Trudeau on the following [RANDOMIZE]

		Region						Gender		Age				
		Canada 2021-07	Atlantic	Quebec	Ontario	Prairies	British Columbia	Male	Female	18 to 34	35 to 54	55 plus		
Question - Managing the economy	Total	Unwgt N	1051	92	228	355	210	166	557	494	194	424	433	
		Wgt N	1000	67	233	384	183	133	490	510	273	341	386	
		Mean	5.0	5.9	5.8	5.1	3.5	5.1	4.8	5.2	5.1	5.0	5.0	
		Median	6.0	6.0	6.0	6.0	3.0	6.0	6.0	6.0	6.0	6.0	6.0	
		Very poor job (0)	%	16.8	8.9	7.6	17.4	30.2	17.0	20.7	13.1	16.8	15.7	17.9
	1	%	4.3	0.7	0.8	5.4	8.0	4.1	3.9	4.7	4.3	4.7	4.0	
	2	%	5.7	6.1	6.8	4.8	6.9	4.1	4.9	6.3	5.2	6.9	4.9	
	3	%	4.8	3.5	2.0	4.9	8.0	5.9	5.7	4.0	4.3	3.7	6.1	
	4	%	5.0	5.4	6.4	4.7	4.3	4.1	4.6	5.4	2.7	7.4	4.5	
	5	%	8.9	9.5	10.8	8.3	6.7	9.9	8.3	9.5	8.1	9.4	9.0	
	6	%	11.4	14.7	15.5	8.2	11.6	11.2	10.5	12.2	11.8	8.6	13.4	
	7	%	16.7	14.6	21.9	17.8	11.0	13.7	17.4	16.1	20.9	16.9	13.6	
	8	%	15.3	14.2	18.5	16.0	9.0	17.2	14.1	16.5	17.5	14.3	14.7	
	9	%	5.2	9.8	4.7	6.2	2.9	3.9	5.4	4.9	2.6	6.0	6.2	
		Very good job (10)	%	4.7	6.7	3.6	6.0	0.9	7.3	3.9	5.6	4.1	5.2	4.8
	Unsure	%	1.2	5.9	1.3	0.5	0.4	1.6	0.7	1.7	1.7	1.1	0.8	

Nanos conducted an RDD dual frame (land- and cell- lines) hybrid telephone and online random survey of 1,051 Canadians, 18 years of age or older, between June 30th and July 5th, 2021. The margin of error for this survey is ± 3.1 percentage points, 19 times out of 20.

2021-1918 – Globe and Mail/Nanos Survey – Federal Government - STAT SHEET

On a scale of 0 to 10 where 0 is a very poor job and 10 a very good job, how would you rate the federal Liberal Government led by Justin Trudeau on the following [RANDOMIZE]

			Region					Gender		Age				
			Canada 2021-07	Atlantic	Quebec	Ontario	Prairies	British Columbia	Male	Female	18 to 34	35 to 54	55 plus	
Question - Handling Canada US relations	Total	Unwgt N	1051	92	228	355	210	166	557	494	194	424	433	
		Wgt N	1000	67	233	384	183	133	490	510	273	341	386	
		Mean	5.9	6.6	6.7	6.1	4.3	6.1	5.6	6.3	5.9	6.0	5.9	
		Median	7.0	7.0	7.0	7.0	4.0	7.0	7.0	7.0	7.0	7.0	7.0	
		Very poor job (0)	%	9.4	3.0	2.5	8.5	21.0	11.0	11.3	7.5	10.9	6.7	10.6
	1	%	3.6	1.5	1.0	4.1	6.9	3.2	3.7	3.5	4.0	3.2	3.6	
	2	%	4.5	6.9	3.5	4.1	6.6	3.5	6.6	2.5	4.7	5.6	3.4	
	3	%	5.8	3.6	5.4	5.8	7.2	6.1	6.3	5.4	3.4	6.0	7.4	
	4	%	5.0	3.7	4.6	4.7	8.1	3.2	4.5	5.6	3.6	6.4	4.9	
	5	%	9.5	13.2	10.7	8.7	8.2	9.3	9.6	9.4	6.6	12.0	9.3	
	6	%	6.8	7.0	9.0	6.6	6.5	3.8	6.9	6.8	5.1	7.9	7.1	
	7	%	16.1	16.7	17.8	17.2	11.1	17.1	16.0	16.2	21.8	14.0	14.0	
	8	%	16.6	16.0	20.9	16.3	14.3	13.8	14.8	18.4	18.2	16.5	15.7	
	9	%	9.7	8.1	10.6	9.6	6.6	13.5	9.9	9.5	9.7	9.0	10.3	
		Very good job (10)	%	11.1	17.3	11.7	13.0	2.3	13.1	8.9	13.2	8.7	10.8	13.0
	Unsure	%	1.8	2.9	2.3	1.4	1.2	2.5	1.5	2.1	3.4	1.9	0.6	

Nanos conducted an RDD dual frame (land- and cell- lines) hybrid telephone and online random survey of 1,051 Canadians, 18 years of age or older, between June 30th and July 5th, 2021. The margin of error for this survey is ± 3.1 percentage points, 19 times out of 20.