

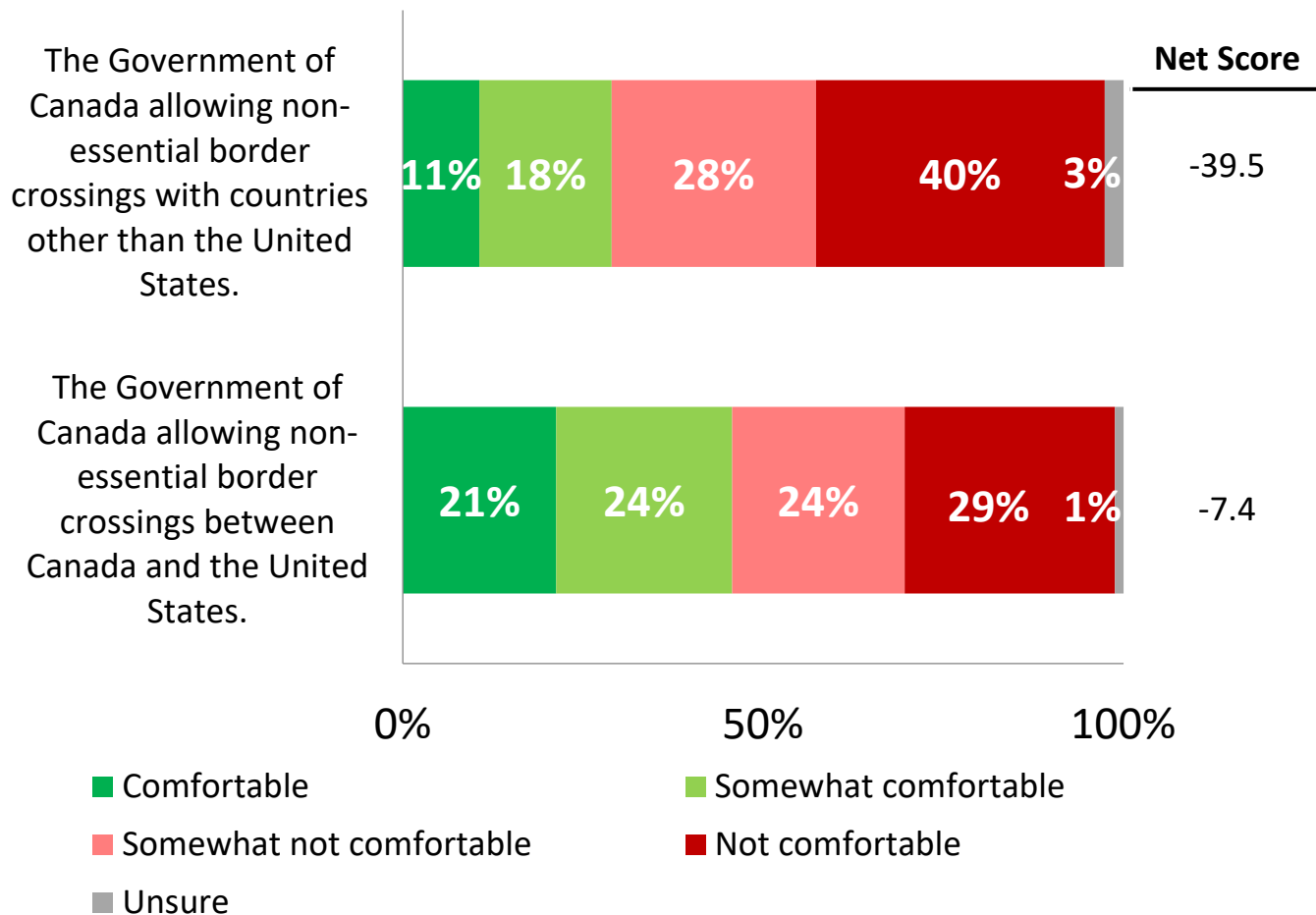
The image features two flags on tall poles against a backdrop of majestic, snow-covered mountains. On the left is the United States flag, and on the right is the Canadian flag. The scene is bright and clear, suggesting a high-altitude or alpine environment. A blue triangular graphic element is visible in the top right corner.

Canadians are more comfortable allowing non-essential border crossings with the U.S. than with other countries.

# Level of comfort with non-essential border crossings

Q

Are you comfortable, somewhat comfortable, somewhat not comfortable or not comfortable with the following: [ROTATE]



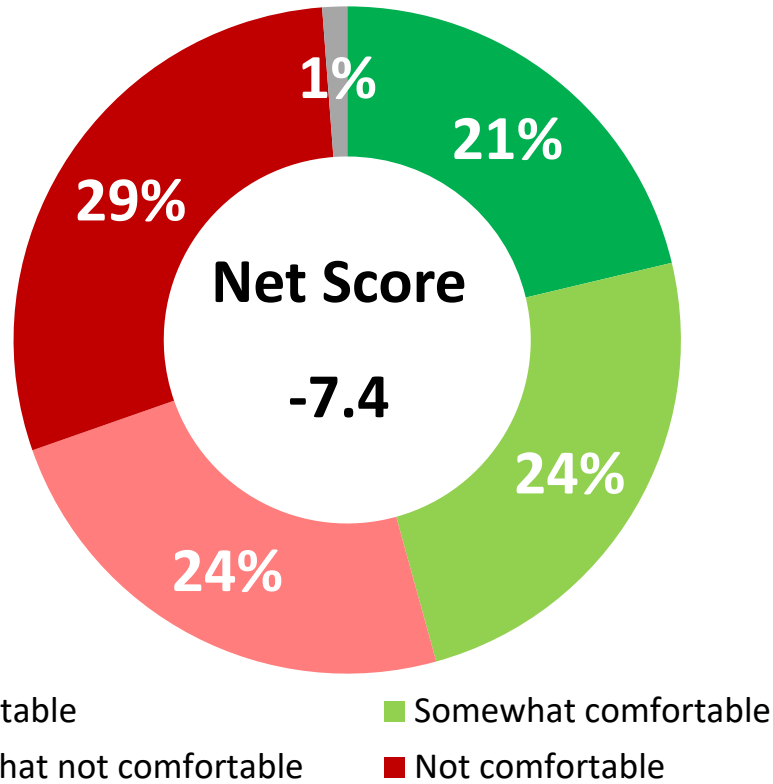
“ Canadians are more comfortable (21%) and somewhat comfortable (24%) allowing non-essential border crossing with the United States than they are with countries other than the United States (11% and 18%, respectively). Men are more comfortable (28%) and somewhat comfortable opening travel to the U.S. (27%) than women (15% and 22%, respectively). Canadians aged 18-34 are more than twice as likely to be comfortable (13%) or somewhat comfortable (30%) opening border crossing to countries other than the U.S. than Canadians aged 55+ (7% and 10%, respectively). ”

\*Weighted to the true population proportion.  
 \*Charts may not add up to 100 due to rounding.  
 \*The net score is the difference between all positive and negative numbers in a question.

Source: Nanos Research, RDD dual frame hybrid telephone and online random survey, May 30<sup>th</sup> to June 2<sup>nd</sup>, 2021, n=1029 Canadians, accurate 3.1 percentage points plus or minus, 19 times out of 20.



# Level of comfort with non-essential border crossings between Canada and the U.S.



Q

Are you comfortable, somewhat comfortable, somewhat not comfortable or not comfortable with the following: [ROTATE]

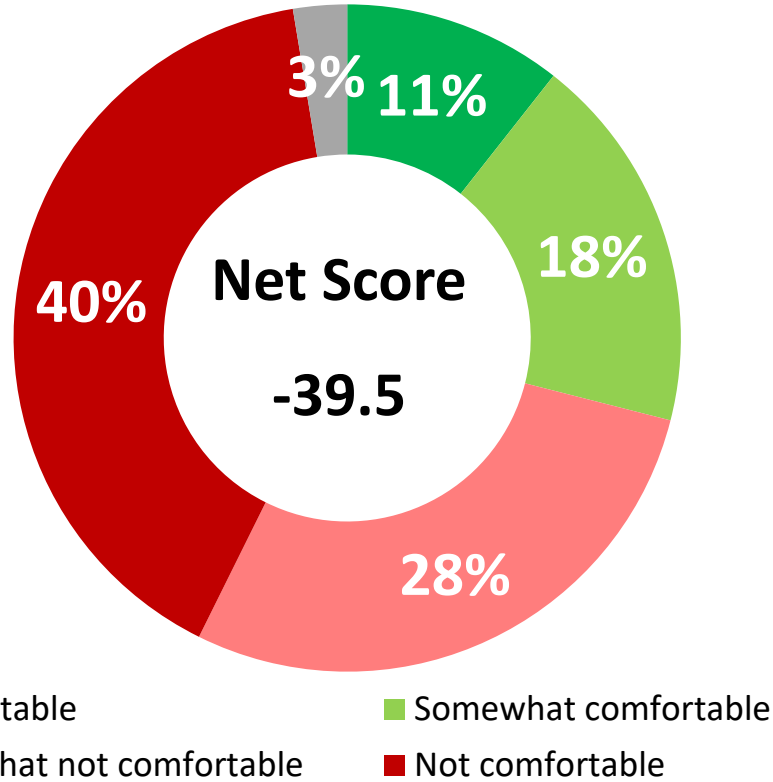
The Government of Canada allowing non-essential border crossings between Canada and the United States.

	Comfortable/ Somewhat comfortable				
Atlantic (n=93)	Quebec (n=229)	Ontario (n=332)	Prairies (n=209)	BC (n=166)	
<b>33.7%</b>	<b>44.1%</b>	<b>45.1%</b>	<b>55.7%</b>	<b>42.6%</b>	
Men (n=543)	Women (n=486)	18 to 34 (n=166)	35 to 54 (n=395)	55 plus (n=468)	
<b>54.9%</b>	<b>36.9%</b>	<b>58.3%</b>	<b>49.0%</b>	<b>33.9%</b>	
	Not comfortable/ Somewhat not comfortable				
Atlantic (n=93)	Quebec (n=229)	Ontario (n=332)	Prairies (n=209)	BC (n=166)	
<b>65.5%</b>	<b>54.0%</b>	<b>53.7%</b>	<b>43.9%</b>	<b>56.3%</b>	
Men (n=543)	Women (n=486)	18 to 34 (n=166)	35 to 54 (n=395)	55 plus (n=468)	
<b>43.7%</b>	<b>62.1%</b>	<b>39.6%</b>	<b>50.2%</b>	<b>65.3%</b>	

\*Weighted to the true population proportion.  
 \*Charts may not add up to 100 due to rounding.  
 \*The net score is the difference between all positive and negative numbers in a question.

Source: Nanos Research, RDD dual frame hybrid telephone and online random survey, May 30<sup>th</sup> to June 2<sup>nd</sup>, 2021, n=1029 Canadians, accurate 3.1 percentage points plus or minus, 19 times out of 20.

# Level of comfort with non-essential border crossings between Canada and countries other than the U.S.



\*Weighted to the true population proportion.  
 \*Charts may not add up to 100 due to rounding.  
 \*The net score is the difference between all positive and negative numbers in a question.

Source: Nanos Research, RDD dual frame hybrid telephone and online random survey, May 30<sup>th</sup> to June 2<sup>nd</sup>, 2021, n=1029 Canadians, accurate 3.1 percentage points plus or minus, 19 times out of 20.

**Q** Are you comfortable, somewhat comfortable, somewhat not comfortable or not comfortable with the following: [ROTATE]  
 The Government of Canada allowing non-essential border crossings with countries other than the United States

	Comfortable/ Somewhat comfortable				
Atlantic (n=93)	Quebec (n=229)	Ontario (n=332)	Prairies (n=209)	BC (n=166)	
<b>25.8%</b>	<b>30.9%</b>	<b>26.2%</b>	<b>34.8%</b>	<b>27.1%</b>	
Men (n=543)	Women (n=486)	18 to 34 (n=166)	35 to 54 (n=395)	55 plus (n=468)	
<b>34.3%</b>	<b>23.9%</b>	<b>42.0%</b>	<b>31.9%</b>	<b>17.2%</b>	
	Not comfortable/ Somewhat not comfortable				
Atlantic (n=93)	Quebec (n=229)	Ontario (n=332)	Prairies (n=209)	BC (n=166)	
<b>73.5%</b>	<b>65.8%</b>	<b>71.0%</b>	<b>61.5%</b>	<b>72.5%</b>	
Men (n=543)	Women (n=486)	18 to 34 (n=166)	35 to 54 (n=395)	55 plus (n=468)	
<b>63.1%</b>	<b>73.5%</b>	<b>54.7%</b>	<b>66.4%</b>	<b>79.9%</b>	

# METHODOLOGY



Nanos conducted an RDD dual frame (land- and cell-lines) hybrid telephone and online random survey of 1029 Canadians, 18 years of age or older, between May 30<sup>th</sup> and June 2<sup>nd</sup>, as part of an omnibus survey. Participants were randomly recruited by telephone using live agents and administered a survey online. The sample included both land- and cell-lines across Canada. The results were statistically checked and weighted by age and gender using the latest Census information and the sample is geographically stratified to be representative of Canada. Individuals randomly called using random digit dialing with a maximum of five call backs.

The margin of error for this survey is ±3.1 percentage points, 19 times out of 20.

This study was commissioned by Bloomberg News and the research was conducted by Nanos Research.

Note: Charts may not add up to 100 due to rounding

Element	Description	Element	Description
Research sponsor	Bloomberg News	Weighting of Data	The results were weighted by age and gender using the latest Census information (2016) and the sample is geographically stratified to ensure a distribution across all regions of Canada. See tables for full weighting disclosure
Population and Final Sample Size	1029 Randomly selected individuals.	Screening	Screening ensured potential respondents did not work in the market research industry, in the advertising industry, in the media or a political party prior to administering the survey to ensure the integrity of the data.
Source of Sample	Nanos Panel	Excluded Demographics	Individuals younger than 18 years old; individuals without land or cell lines, and individuals without internet access could not participate.
Type of Sample	Probability	Stratification	By age and gender using the latest Census information (2016) and the sample is geographically stratified to be representative of Canada. Smaller areas such as Atlantic Canada were marginally oversampled to allow for a minimum regional sample.
Margin of Error	±3.1 percentage points, 19 times out of 20.	Estimated Response Rate	14 percent, consistent with industry norms.
Mode of Survey	RDD dual frame (land- and cell-lines) hybrid telephone and online [omnibus] survey	Question Order	Question order in the preceding report reflects the order in which they appeared in the original questionnaire.
Sampling Method Base	The sample included both land- and cell-lines RDD (Random Digit Dialed) across Canada.	Question Content	Topics on the omnibus ahead of the survey content included: views on political issues, economic issues, COVID vaccine rollout, the Canadian constitution, and COVID restrictions.
Demographics (Captured)	Atlantic Canada, Quebec, Ontario, Prairies, British Columbia; Men and Women; 18 years and older. Six digit postal code was used to validate geography.	Question Wording	The questions in the preceding report are written exactly as they were asked to individuals.
Fieldwork/Validation	Individuals were recruited using live interviews with live supervision to validate work, the research questions were administered online	Research/Data Collection Supplier	Nanos Research
Number of Calls	Maximum of five call backs to those recruited.	Contact	Contact Nanos Research for more information or with any concerns or questions. <a href="http://www.nanos.co">http://www.nanos.co</a> Telephone:(613) 234-4666 ext. 237 Email: info@nanosresearch.com.
Time of Calls	Individuals recruited were called between 12-5:30 pm and 6:30-9:30pm local time for the respondent.		
Field Dates	May 30 <sup>th</sup> to June 2 <sup>nd</sup> , 2021		
Language of Survey	The survey was conducted in both English and French.		
Standards	Nanos Research is a member of the Canadian Research Insights Council (CRIC) and confirms that this research fully complies with all CRIC Standards including the CRIC Public Opinion Research Standards and Disclosure Requirements. <a href="https://canadianresearchinsightscouncil.ca/standards/">https://canadianresearchinsightscouncil.ca/standards/</a>		



As one of North America’s premier market and public opinion research firms, we put strategic intelligence into the hands of decision makers. The majority of our work is for private sector and public facing organizations and ranges from market studies, managing reputation through to leveraging data intelligence. Nanos Research offers a vertically integrated full service quantitative and qualitative research practice to attain the highest standards and the greatest control over the research process. [www.nanos.co](http://www.nanos.co)

### nanos dimap analytika



This international joint venture between [dimap](#) and [Nanos](#) brings together top research and data experts from North American and Europe to deliver exceptional data intelligence to clients. The team offers data intelligence services ranging from demographic and sentiment microtargeting; consumer sentiment identification and decision conversion; and, data analytics and profiling for consumer persuasion. [www.nanosdimap.com](http://www.nanosdimap.com)

NANOS RUTHERFORD MCKAY & Co.

NRM is an affiliate of Nanos Research and Rutherford McKay Associates. Our service offerings are based on decades of professional experience and extensive research and include public acceptance and engagement, communications audits, and narrative development. [www.nrmpublicaffairs.com](http://www.nrmpublicaffairs.com)



# TABULATIONS



**2021-1902 – Bloomberg/Nanos Survey – Canadian Border – STAT SHEET**

Are you comfortable, somewhat comfortable, somewhat not comfortable or not comfortable with the following: [ROTATE]

			Region						Gender		Age		
			Canada 2021-06	Atlantic	Quebec	Ontario	Prairies	British Columbia	Male	Female	18 to 34	35 to 54	55 plus
Question – The Government of Canada allowing non-essential border crossings between Canada and the United States	Total	Unwgt N	1029	93	229	332	209	166	543	486	166	395	468
		Wgt N	1000	67	233	384	183	133	490	510	273	341	386
	Comfortable	%	21.3	12.0	19.2	20.9	31.3	17.1	27.8	15.0	23.5	22.3	18.9
	Somewhat comfortable	%	24.4	21.8	24.9	24.2	24.4	25.5	27.1	21.9	34.8	26.7	15.0
	Somewhat not comfortable	%	23.9	29.6	28.0	19.3	24.6	26.5	19.6	28.1	19.0	26.5	25.1
	Not comfortable	%	29.2	35.9	26.0	34.4	19.3	29.8	24.2	34.0	20.6	23.6	40.2
	Unsure	%	1.2	0.7	1.9	1.3	0.4	1.1	1.4	1.0	2.2	0.8	0.9

Are you comfortable, somewhat comfortable, somewhat not comfortable or not comfortable with the following: [ROTATE]

			Region						Gender		Age		
			Canada 2021-06	Atlantic	Quebec	Ontario	Prairies	British Columbia	Male	Female	18 to 34	35 to 54	55 plus
Question – The Government of Canada allowing non-essential border crossings with countries other than the United States	Total	Unwgt N	1029	93	229	332	209	166	543	486	166	395	468
		Wgt N	1000	67	233	384	183	133	490	510	273	341	386
	Comfortable	%	10.6	7.5	11.7	9.2	17.4	5.0	13.9	7.4	12.7	12.6	7.4
	Somewhat comfortable	%	18.4	18.3	19.2	17.0	17.4	22.1	20.3	16.5	29.3	19.3	9.8
	Somewhat not comfortable	%	28.4	36.4	32.7	23.3	28.1	31.6	25.1	31.5	27.2	30.5	27.2
	Not comfortable	%	40.1	37.1	33.1	47.6	33.5	40.9	38.0	42.0	27.5	35.8	52.7
Unsure	%	2.6	0.7	3.2	2.8	3.7	0.4	2.6	2.6	3.3	1.8	2.8	

Nanos conducted an RDD dual frame (land- and cell- lines) hybrid telephone and online random survey of 1,029 Canadians, 18 years of age or older, between May 30<sup>th</sup> and June 2<sup>nd</sup>, 2021. The margin of error for this survey is ±3.1 percentage points, 19 times out of 20.