



Two thirds of Ontarians are unlikely to purchase cannabis when it is legal but nearly half believe or somewhat believe that the health risks associated with using recreational cannabis periodically are minor

OMA Cannabis Survey Summary

submitted by Nanos to the Ontario Medical Association, September 2018
(Submission 2018-1273)



Summary



More than half of Ontarians believe that there is a significant difference between recreational cannabis and medical cannabis.

Majority of Ontarians report that they are unlikely to purchase cannabis when it becomes legal, although those who are likely to purchase most often say they are unlikely or somewhat unlikely to speak to their doctor about using cannabis recreationally. Ontarians are generally concerned or somewhat concerned about the medical impacts on people that regularly consume cannabis.

- **Most Ontarians believe that the legal minimum age to purchase/use recreational marijuana/cannabis in Ontario will be 19** – When asked what the legal minimum age to purchase/use recreational marijuana/cannabis in Ontario will be once legal, over half of Ontarians say 19 (54%), with over one in ten saying 18 (16%). Twelve per cent say 21 and three per cent say 25. Fourteen per cent are unsure.
- **Ontarians are more likely to believe the legal minimum age to purchase recreational cannabis should be older than 19, with only one in three believing it should be 19** – When asked what the legal minimum age to purchase/use recreational marijuana/cannabis in Ontario should be, over three in ten Ontarians say 19 (35%), while over two in five Ontarians believe it should be over 19 (27 per cent think it should be 21 and 19 per cent think it should be 25). Fourteen per cent say it should be 18 and five per cent are unsure.
- **Over one in two Ontarians believe that there is a significant difference between recreational marijuana/cannabis and medicinal marijuana/cannabis** – When asked, over one in two Ontarians believe that there is a significant difference between recreational marijuana/cannabis and medicinal marijuana/cannabis (53%), while just under two in five do not believe that there is a significant difference (38%). Ten per cent are unsure.

Summary

Over one in two Ontarians say they are unlikely or somewhat unlikely to speak to their doctor about using recreational cannabis, while just under one in two say they are likely or somewhat likely to speak to their doctor.

- **Two thirds of Ontarians report that they are unlikely to purchase and consume recreational marijuana/cannabis when it becomes legal** – Two in three Ontarians say they are unlikely to purchase (67%), with just over one in ten saying they are somewhat unlikely to purchase (11%). Twelve per cent say they are likely to purchase and eight per cent say they are somewhat likely to purchase. Three per cent are unsure.
- **Edibles more popular than smoking, vaporizers or cannabis oil as the likely method of consumption of cannabis among Ontarians** – When asked how they are likely to consume recreational marijuana/cannabis, over two in three Ontarians say using edibles (68%), with over one in two saying by smoking (52%), over three in ten saying using a vaporizer (34%) and cannabis oil (33%) respectively, and just under two in ten saying dabbing/shattering (concentrated cannabis extract) (19%). Twelve per cent are unsure.
- **Ontarians who are likely to purchase cannabis most often say they are unlikely or somewhat unlikely to speak to their doctor about it** – When asked if they were likely to speak to their doctor about using recreational marijuana/cannabis, over a third of Ontarians say that they are unlikely (35%) and over one in ten say they are somewhat unlikely (18%), while just under a third say that they are likely (32%) and just under one in five say they are somewhat likely (13%) to speak to their doctor. Three per cent were unsure.
- **Four in five Ontarians say that consuming either alcohol or cannabis is not safe two hours before driving** – When asked which is safer to consume two hours before driving, four in five Ontarians say that both are not safe (80%), while eight per cent say cannabis is safer. Five per cent say that alcohol is safer while one per cent say both are safe to consume two hours before driving. Six per cent are unsure.

Summary

Over one half of Ontarians do not believe or somewhat do not believe that consuming recreational marijuana is a healthy alternative to drinking beer, wine or alcohol.

- **One in three Ontarians say that someone should wait five or more hours after consuming marijuana/cannabis before driving a vehicle or are unsure** – When asked how long should someone wait to drive a vehicle after consuming marijuana/cannabis, over one in three Ontarians say 5 or more hours (36%), with over one in ten saying 4 hours (12%). Eight per cent say that someone should wait 3 hours, six per cent say 2 hours, two per cent say 1 hour and one per cent say that they can drive immediately. Thirty-six per cent are unsure.
- **Ontarians were split on whether the health risks associated with using recreational marijuana/cannabis periodically are minor** – Just over one in two do not believe (31%) or somewhat do not believe (14%) the health risks associated with using recreational marijuana/cannabis periodically are minor. Just under one in two Ontarians believe (19%) or somewhat believe (28%) the statement. Eight per cent are unsure.
- **Over two in five Ontarians do not believe that consuming recreational marijuana is a healthy alternative to drinking beer, wine or alcohol** – Nearly three in five Ontarians do not believe (46%) or somewhat do not believe (13%) that consuming recreational marijuana is a healthy alternative to drinking beer, wine or alcohol while over three in ten believe (13%) or somewhat believe (19%) the statement. Eight per cent are unsure.
- **Six in ten Ontarians believe or somewhat believe that periodically consuming recreational marijuana/cannabis can potentially cause adverse reactions for someone on a regular medication** – Nearly one in three Ontarians believe (34%) and one in four somewhat believe (25%) that periodically consuming recreational marijuana/cannabis can potentially cause adverse reactions for someone on a regular medication. Eight per cent of Ontarians do not believe and seven per cent somewhat do not believe this statement. Twenty-five per cent are unsure.

Summary

Over six in ten Ontarians are concerned or somewhat concerned about addiction to cannabis for people that regularly consume it.

- **Majority of Ontarians say they are concerned or somewhat concerned about addiction to marijuana/cannabis for people that regularly consume marijuana/cannabis** – Nearly two in five Ontarians say they are concerned (38%) and one in four say they are somewhat concerned (25%) about addiction to marijuana/cannabis for people that regularly consume it, while one in five say they are not concerned (20%) and over one in ten say they are somewhat not concerned (13%). Four per cent are unsure.
- **Nearly three in four Ontarians say they are concerned or somewhat concerned about respiratory diseases/disorders for people that regularly consumer marijuana/cannabis** – Over two in five Ontarians say they are concerned (43%) and three in ten are somewhat concerned (31%) about respiratory diseases/disorders for people that regularly consume marijuana/cannabis, while less than two in ten are somewhat not concerned (10%) and not concerned (eight per cent). Six per cent are unsure.
- **Ontarians are most likely to say that they are concerned or somewhat concerned about circulatory diseases/disorders for people that regularly consume marijuana/cannabis** – Over one in five Ontarians say they are concerned (22%) and one in four are somewhat concerned (25%) about circulatory diseases/disorders for people that regularly consume marijuana/cannabis, while over one in ten are somewhat not concerned (16%) and just under one in five are not concerned (19%). Eighteen per cent are unsure.

Summary

More than seven in ten of Ontarians are concerned or somewhat concerned about mental health complications for people that regularly consume cannabis.

- **Majority of Ontarians say they are concerned or somewhat concerned about negative cognitive effects (memory loss) for people that regularly consume marijuana/cannabis** – Nearly three in four Ontarians say they are concerned (40%) or somewhat concerned (32%) about negative cognitive effects (memory loss) for people that regularly consume marijuana/cannabis, while 11 per cent each say they are somewhat not concerned or not concerned, respectively. Seven per cent are unsure.
- **More than seven in ten of Ontarians say they are concerned or somewhat concerned about mental health effects/complications for people that regularly consume marijuana/cannabis** – Nearly three in four Ontarians say they are concerned (44%) or somewhat concerned (28%) about the mental health effects/complications for people that regularly consume marijuana/cannabis, while nearly one in four are somewhat not concerned (10%) or not concerned (13%). Six per cent are unsure.

Nanos conducted an RDD dual frame (land- and cell-lines) hybrid telephone and online random survey of 500 Ontarians, 18 years of age or older, between August 25th to 28th, 2018 as part of an omnibus survey. Participants were randomly recruited by telephone using live agents and administered a survey online. The results were statistically checked and weighted by age and gender using the latest Census information and the sample is geographically stratified to be representative of Ontario.

The research was commissioned by the Ontario Medical Association and was conducted by Nanos Research.

> At a glance

Awareness of legal age vs ideal legal age to purchase and use marijuana in Ontario	Once legal, what will be the legal minimum age to purchase/use recreational marijuana/cannabis in Ontario? (n=500)	What should be the legal minimum age to purchase/use recreational marijuana/cannabis in Ontario? (n=500)
18	16%	14%
19	54%	35%
21	12%	27%
25	3%	19%
Don't know	14%	5%

Difference between recreational and medicinal marijuana	Do you believe or not believe that there is a significant difference between recreational marijuana/cannabis and medicinal marijuana/cannabis? (n=500)
Believe	53%
Do not believe	38%
Unsure	10%

> At a glance

Likelihood to purchase and consume recreational marijuana once legal	Are you likely, somewhat likely, somewhat unlikely or unlikely to purchase and consume recreational marijuana/cannabis when it becomes legal? (n=500)
Likely to purchase	12%
Somewhat likely to purchase	8%
Somewhat unlikely to purchase	11%
Unlikely to purchase	67%
Unsure	3%

[IF LIKELY OR SOMEWHAT LIKELY TO PURCHASE MARIJUANA WHEN LEGAL] Likely method of consuming recreational marijuana	Frequency (n=93)	[IF LIKELY OR SOMEWHAT LIKELY TO PURCHASE MARIJUANA WHEN LEGAL] Likelihood of speaking to doctor about using recreational marijuana	Total (n=93)
Edibles	68%		
Smoking	52%		
Vaporizer	34%	Likely	32%
Cannabis Oil	33%	Somewhat likely	13%
Tinctures (alcohol based cannabis extract)	22%	Somewhat unlikely	18%
Dabbing/Shattering (concentrated cannabis extract)	19%	Unlikely	35%
Unsure	11%	Unsure	3%

> At a glance

Safety of driving after consuming alcohol or marijuana	Total (n=500)
Both are not safe	80%
Cannabis is safer	8%
Alcohol is safer	5%
Both are safe	1%
Don't know	6%

Length of wait time to drive after consuming marijuana	Total (n=500)
Can drive immediately	1%
1 hour	2%
2 hours	6%
3 hours	8%
4 hours	12%
5 or more hours	36%
Unsure	36%

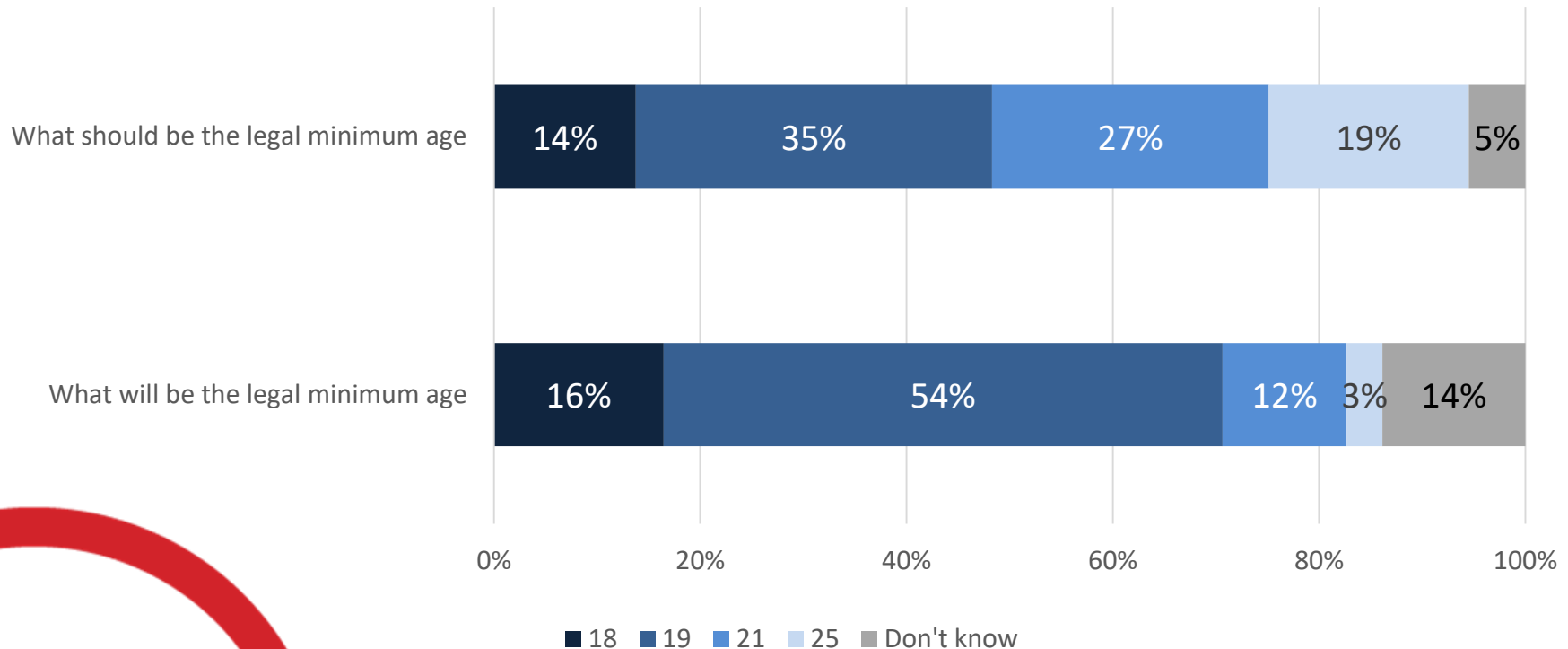
> At a glance

Health effects of consuming marijuana	Periodically consuming recreational marijuana/cannabis can potentially cause adverse reactions for someone on a regular medication (n=500)	The health risks associated with using recreational marijuana/cannabis periodically are minor (n=500)	Consuming recreational marijuana is a healthy alternative to drinking beer, wine or alcohol (n=500)
Believe	34%	19%	13%
Somewhat believe	25%	28%	19%
Somewhat not believe	7%	14%	13%
Not believe	8%	31%	46%
Unsure	25%	8%	8%

Concerns for people who regularly consume marijuana	Respiratory diseases/ disorders (n=500)	Mental health effects/ complications (n=500)	Negative cognitive effects (memory loss) (n=500)	Addiction to marijuana/ cannabis (n=500)	Circulatory diseases/ disorders (n=500)
Concerned	43%	44%	40%	38%	22%
Somewhat concerned	31%	28%	32%	25%	25%
Somewhat not concerned	10%	10%	11%	13%	16%
Not concerned	9%	13%	11%	20%	19%
Unsure	6%	6%	7%	4%	18%

Awareness of legal age vs ideal legal age to purchase and use marijuana in Ontario

Source: Nanos Research, RDD dual frame hybrid telephone and online random survey, August 25th to 28th, 2018, n=500 Ontarians, accurate 4.4 percentage points plus or minus, 19 times out of 20.

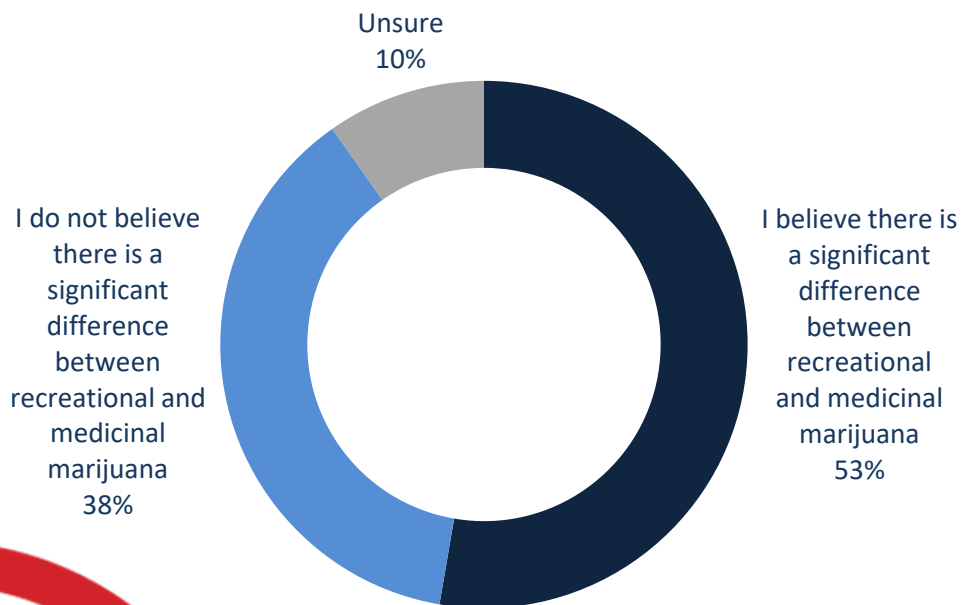


QUESTION – Once legal, what will be the legal minimum age to purchase/use recreational marijuana/cannabis in Ontario?

QUESTION – What should be the legal minimum age to purchase/use recreational marijuana/cannabis in Ontario?

Difference between recreational and medicinal marijuana

Source: Nanos Research, RDD dual frame hybrid telephone and online random survey, August 25th to 28th, 2018, n=500 Ontarians, accurate 4.4 percentage points plus or minus, 19 times out of 20.



Subgroups	There is a significant difference between recreational and medical marijuana
GTA (n=247)	52.8%
Rest of Ontario (n=253)	52.6%
Male (n=268)	51.1%
Female (n=232)	54.2%
18 to 34 (n=66)	56.0%
35 to 54 (n=130)	49.5%
55 plus (n=304)	53.0%

*Weighted to the true population proportion.

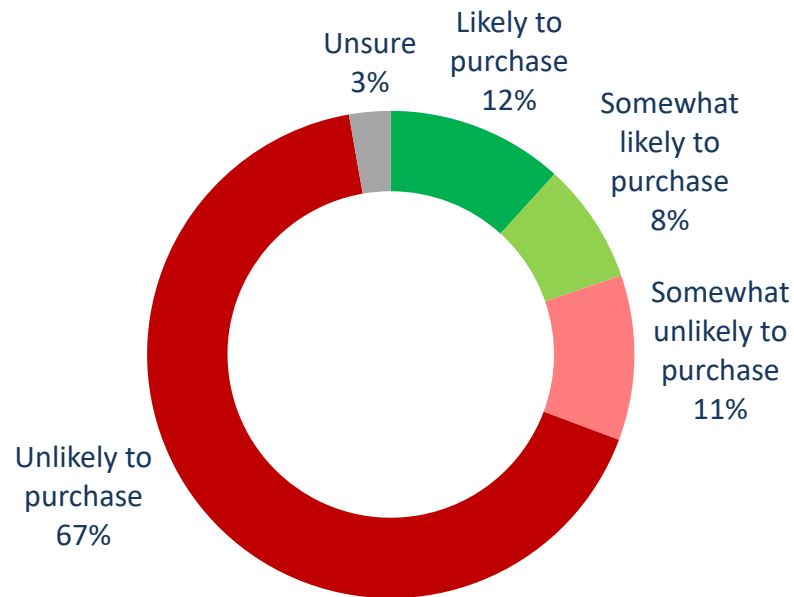
***Note:** Charts may not add up to 100 due to rounding

QUESTION – Do you believe or not believe that there is a significant difference between recreational marijuana/cannabis and medicinal marijuana/cannabis?

Likelihood to purchase and consume recreational marijuana once legal

Source: Nanos Research, RDD dual frame hybrid telephone and online random survey, August 25th to 28th, 2018, n=500 Ontarians, accurate 4.4 percentage points plus or minus, 19 times out of 20.

Net Score
-57.8



Subgroups	Unlikely/ Somewhat unlikely to purchase
GTA (n=247)	79.0%
Rest of Ontario (n=253)	76.1%
Male (n=268)	74.8%
Female (n=232)	80.0%
18 to 34 (n=66)	60.8%
35 to 54 (n=130)	77.0%
55 plus (n=304)	84.0%

*Weighted to the true population proportion.

***Note: Charts may not add up to 100 due to rounding**

QUESTION – Are you likely, somewhat likely, somewhat unlikely or unlikely to purchase and consume recreational marijuana/cannabis when it becomes legal?

Likely method of consuming recreational marijuana

Source: Nanos Research, RDD dual frame hybrid telephone and online random survey, August 25th to 28th, 2018, n=93 Ontarians, accurate 10.4 percentage points plus or minus, 19 times out of 20.

Likely or somewhat likely to purchase only	Frequency (n=93)
Edibles	68.2%
Smoking	52.4%
Vaporizer	33.8%
Cannabis Oil	32.9%
Tinctures (alcohol based cannabis extract)	22.4%
Dabbing/Shattering (concentrated cannabis extract)	18.8%
Unsure	11.5%

*Based on multiple mentions.

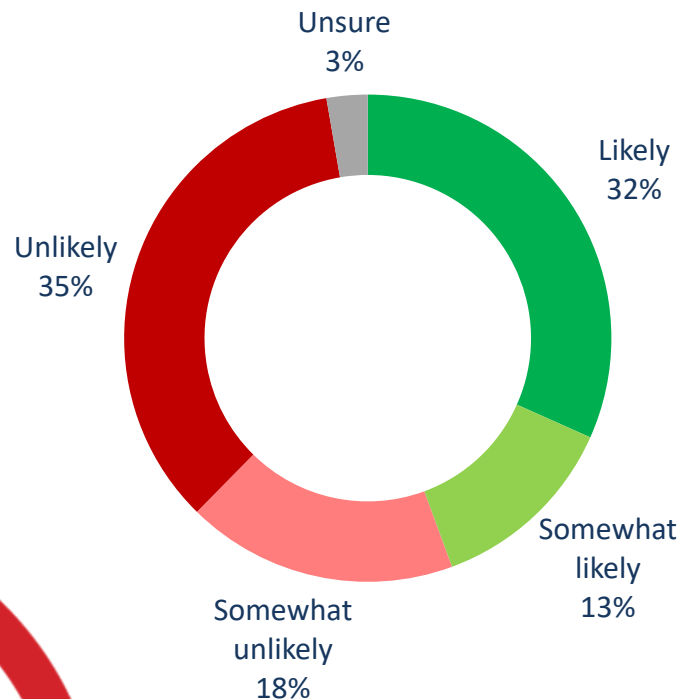
QUESTION – [IF LIKELY OR SOMEWHAT LIKELY TO PURCHASE MARIJUANA WHEN LEGAL] How are you likely to consume recreational marijuana/cannabis. Please select as many as apply. [RANDOMIZE]

Likelihood of speaking to doctor about using recreational marijuana

Source: Nanos Research, RDD dual frame hybrid telephone and online random survey, August 25th to 28th, 2018, n=93 Ontarians, accurate 10.4 percentage points plus or minus, 19 times out of 20.

Net Score

-8.5



Subgroups	Unlikely/ Somewhat unlikely
GTA (n=43)	49.9%
Rest of Ontario (n=50)	55.5%
Male (n=51)	58.4%
Female (n=42)	47.0%
18 to 34 (n=24)**	
35 to 54 (n=26)**	
55 plus (n=43)	51.3%

*Weighted to the true population proportion.

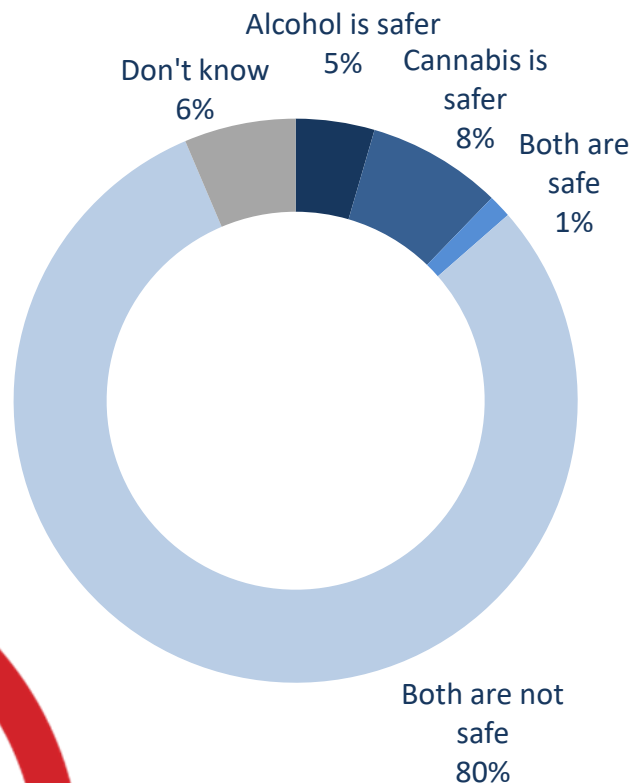
**Region is shaded as N value is too small

***Note: Charts may not add up to 100 due to rounding**

QUESTION – [IF LIKELY OR SOMEWHAT LIKELY TO PURCHASE MARIJUANA WHEN LEGAL] Are you likely, somewhat likely, somewhat unlikely or unlikely to speak to your doctor about using recreational marijuana/cannabis?

Safety of driving after consuming alcohol or marijuana

Source: Nanos Research, RDD dual frame hybrid telephone and online random survey, August 25th to 28th, 2018, n=500 Ontarians, accurate 4.4 percentage points plus or minus, 19 times out of 20.



Subgroups	Both are not safe
GTA (n=247)	81.8%
Rest of Ontario (n=253)	78.3%
Male (n=268)	74.5%
Female (n=232)	85.2%
18 to 34 (n=66)	75.9%
35 to 54 (n=130)	74.6%
55 plus (n=304)	84.1%

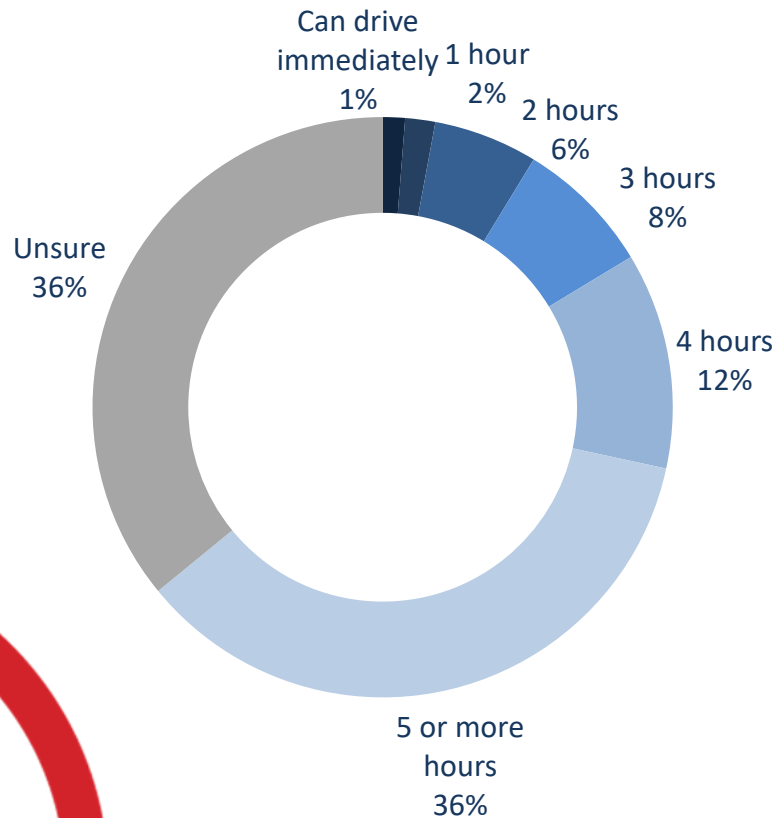
*Weighted to the true population proportion.

***Note: Charts may not add up to 100 due to rounding**

QUESTION – Which is safer, consuming [ROTATE] alcohol or marijuana/cannabis two hours before driving?

Length of wait time to drive after consuming marijuana

Source: Nanos Research, RDD dual frame hybrid telephone and online random survey, August 25th to 28th, 2018, n=500 Ontarians, accurate 4.4 percentage points plus or minus, 19 times out of 20.



Subgroups	5 or more hours
GTA (n=247)	37.2%
Rest of Ontario (n=253)	35.6%
Male (n=268)	33.9%
Female (n=232)	37.3%
18 to 34 (n=66)	33.4%
35 to 54 (n=130)	37.8%
55 plus (n=304)	35.5%

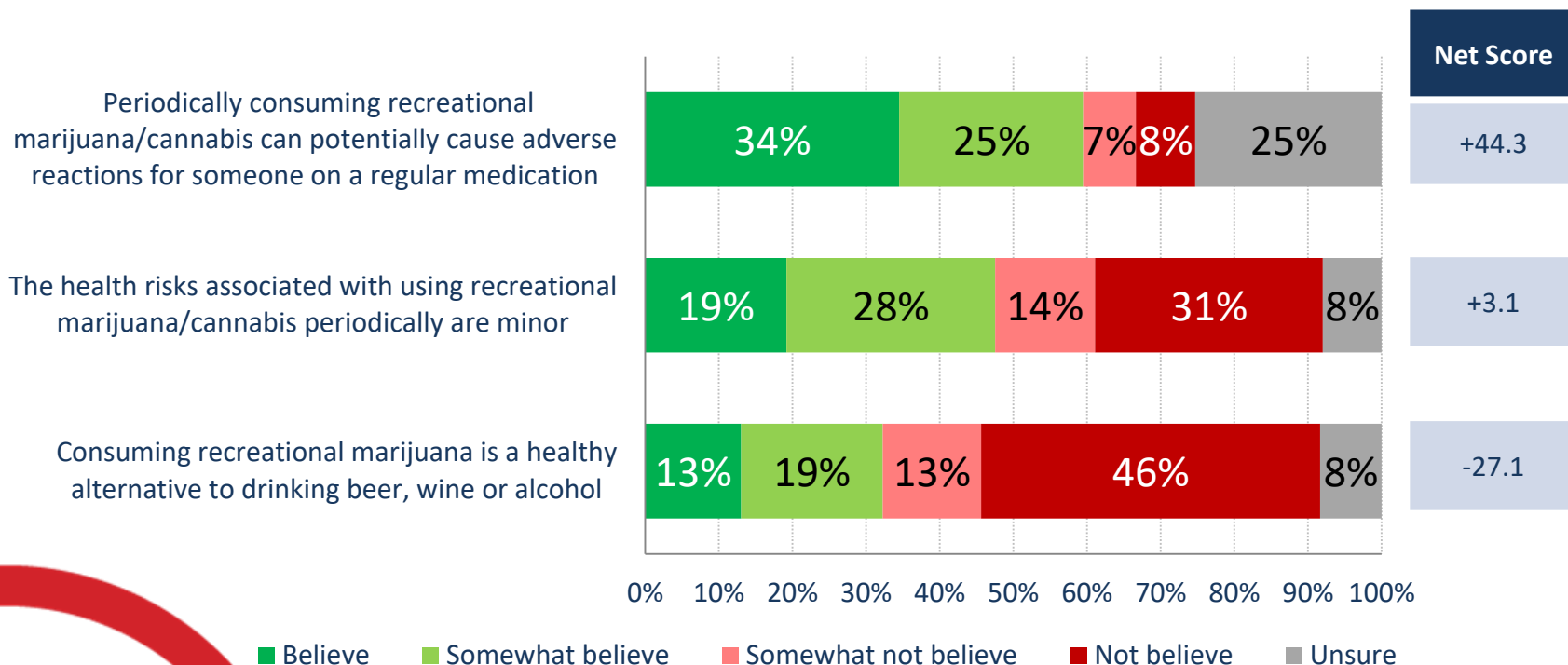
*Weighted to the true population proportion.

***Note:** Charts may not add up to 100 due to rounding

QUESTION – After consuming marijuana/cannabis, how long should someone wait to drive a vehicle?

Health effects of consuming marijuana

Source: Nanos Research, RDD dual frame hybrid telephone and online random survey, August 25th to 28th, 2018, n=500 Ontarians, accurate 4.4 percentage points plus or minus, 19 times out of 20.



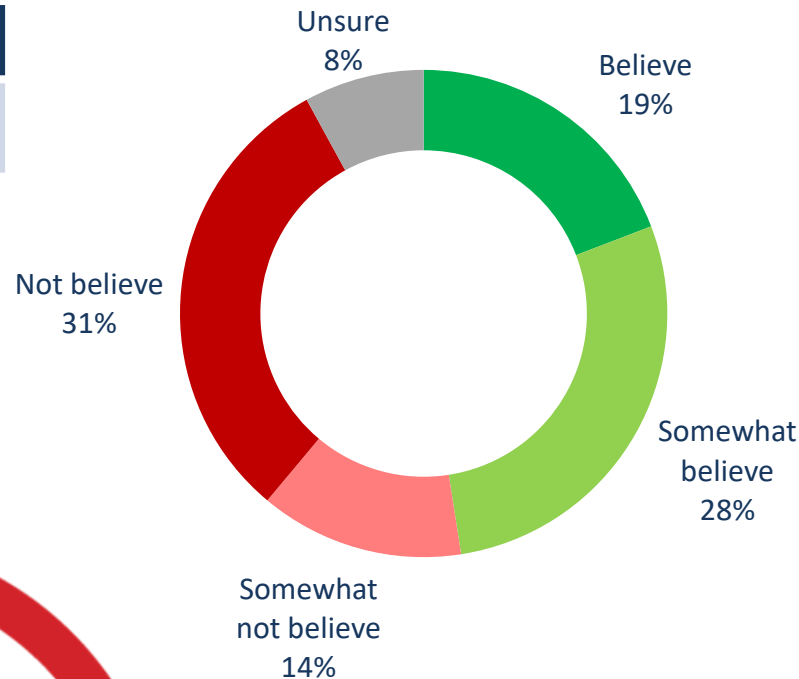
*Note: Charts may not add up to 100 due to rounding

QUESTION – Do you believe, somewhat believe, somewhat not believe or not believe the following statements: [RANDOMIZE]

Belief that health risks associated with using recreational marijuana are minor

Source: Nanos Research, RDD dual frame hybrid telephone and online random survey, August 25th to 28th, 2018, n=500 Ontarians, accurate 4.4 percentage points plus or minus, 19 times out of 20.

Net Score
+3.1



Subgroups	Believe/ Somewhat believe
GTA (n=247)	46.1%
Rest of Ontario (n=253)	48.9%
Male (n=268)	44.2%
Female (n=232)	50.6%
18 to 34 (n=66)	56.2%
35 to 54 (n=130)	47.3%
55 plus (n=304)	44.4%

*Weighted to the true population proportion.

***Note: Charts may not add up to 100 due to rounding**

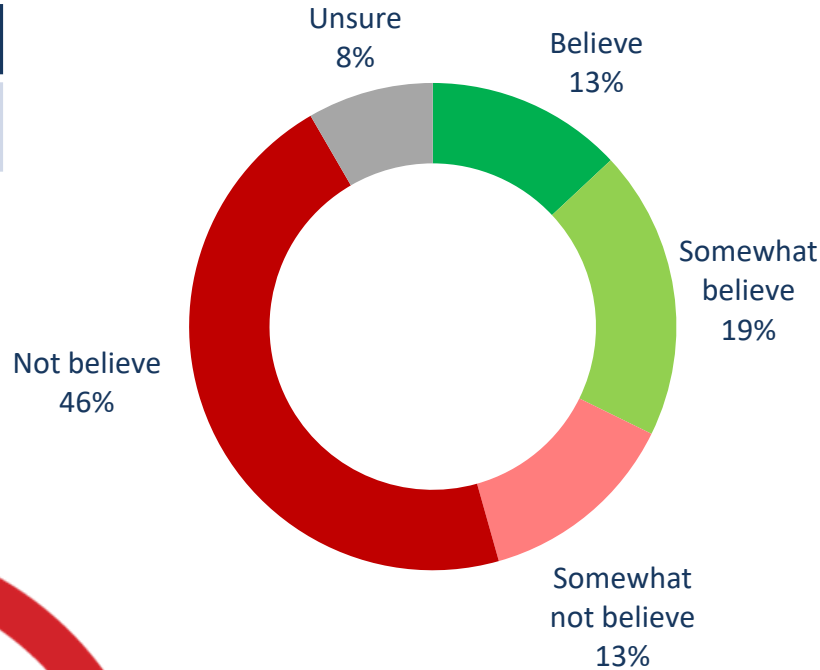
QUESTION – Do you believe, somewhat believe, somewhat not believe or not believe the following statements: [RANDOMIZE]

The health risks associated with using recreational marijuana/cannabis periodically are minor

Belief that consuming recreational marijuana is a healthy alternative to alcohol

Source: Nanos Research, RDD dual frame hybrid telephone and online random survey, August 25th to 28th, 2018, n=500 Ontarians, accurate 4.4 percentage points plus or minus, 19 times out of 20.

Net Score
-27.1



Subgroups	Not believe/ Somewhat not believe
GTA (n=247)	60.3%
Rest of Ontario (n=253)	58.5%
Male (n=268)	57.8%
Female (n=232)	60.9%
18 to 34 (n=66)	53.1%
35 to 54 (n=130)	59.9%
55 plus (n=304)	61.5%

*Weighted to the true population proportion.

***Note: Charts may not add up to 100 due to rounding**

QUESTION – Do you believe, somewhat believe, somewhat not believe or not believe the following statements: [RANDOMIZE]

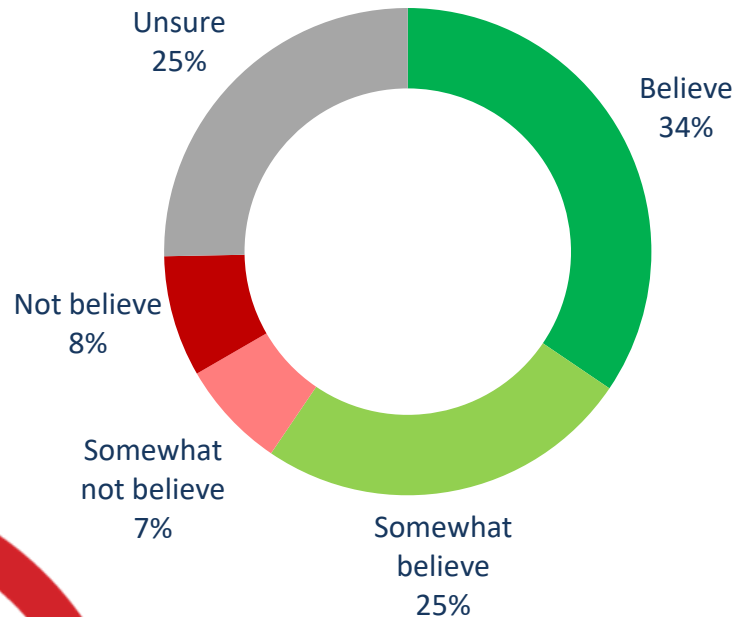
Consuming recreational marijuana is a healthy alternative to drinking beer, wine or alcohol

Belief that consuming recreational marijuana can cause adverse reactions for someone on regular medications

Source: Nanos Research, RDD dual frame hybrid telephone and online random survey, August 25th to 28th, 2018, n=500 Ontarians, accurate 4.4 percentage points plus or minus, 19 times out of 20.

Net Score

+44.3



Subgroups	Believe/ Somewhat believe
GTA (n=247)	60.6%
Rest of Ontario (n=253)	58.4%
Male (n=268)	56.0%
Female (n=232)	62.7%
18 to 34 (n=66)	62.0%
35 to 54 (n=130)	59.7%
55 plus (n=304)	58.4%

*Weighted to the true population proportion.

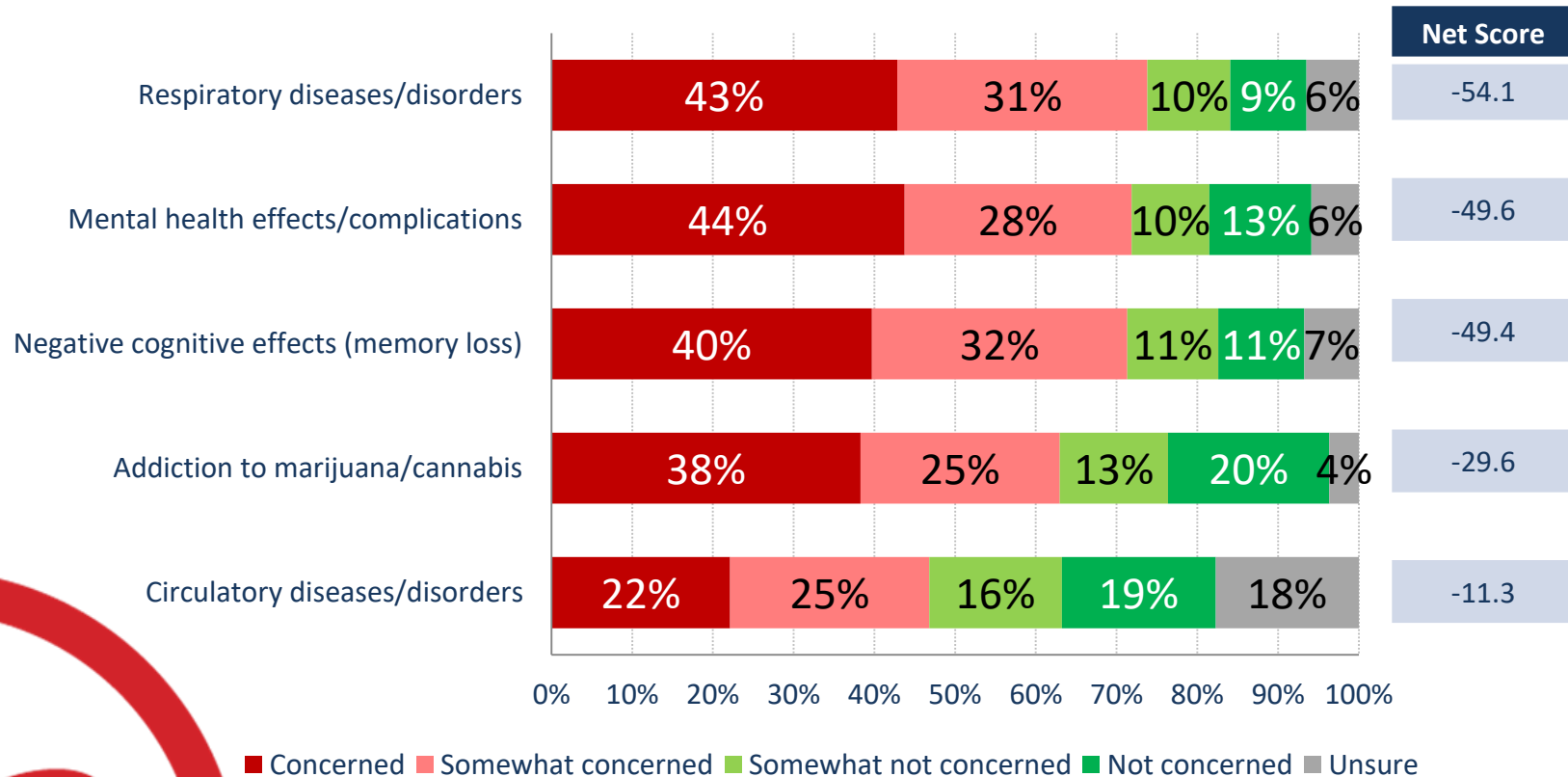
***Note:** Charts may not add up to 100 due to rounding

QUESTION – Do you believe, somewhat believe, somewhat not believe or not believe the following statements: [RANDOMIZE]

Periodically consuming recreational marijuana/cannabis can potentially cause adverse reactions for someone on a regular medication

Concerns for people who regularly consume marijuana

Source: Nanos Research, RDD dual frame hybrid telephone and online random survey, August 25th to 27th, 2018, n=500, accurate 4.4 percentage points plus or minus, 19 times out of 20.



***Note: Charts may not add up to 100 due to rounding**

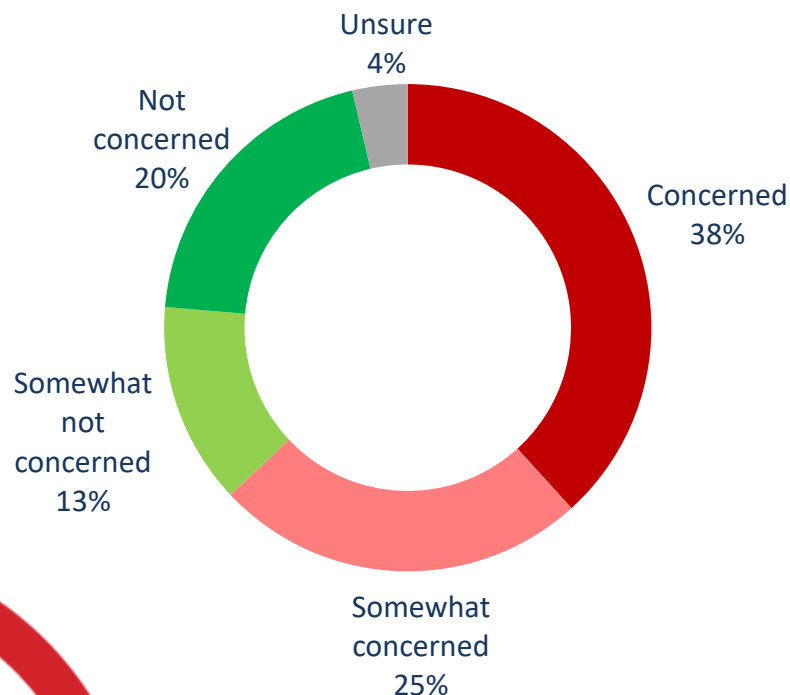
QUESTION – Would you be concerned, somewhat concerned, somewhat not concerned or not concerned about the following for people that regularly consume marijuana/cannabis? [RANDOMIZE]

Concern about addiction to marijuana

Source: Nanos Research, RDD dual frame hybrid telephone and online random survey, August 25th to 28th, 2018, n=500 Ontarians, accurate 4.4 percentage points plus or minus, 19 times out of 20.

Net Score

-29.6



Subgroups	Concerned/ Somewhat concerned
GTA (n=247)	63.0%
Rest of Ontario (n=253)	62.9%
Male (n=268)	58.6%
Female (n=232)	67.0%
18 to 34 (n=66)	48.6%
35 to 54 (n=130)	64.4%
55 plus (n=304)	67.6%

*Weighted to the true population proportion.

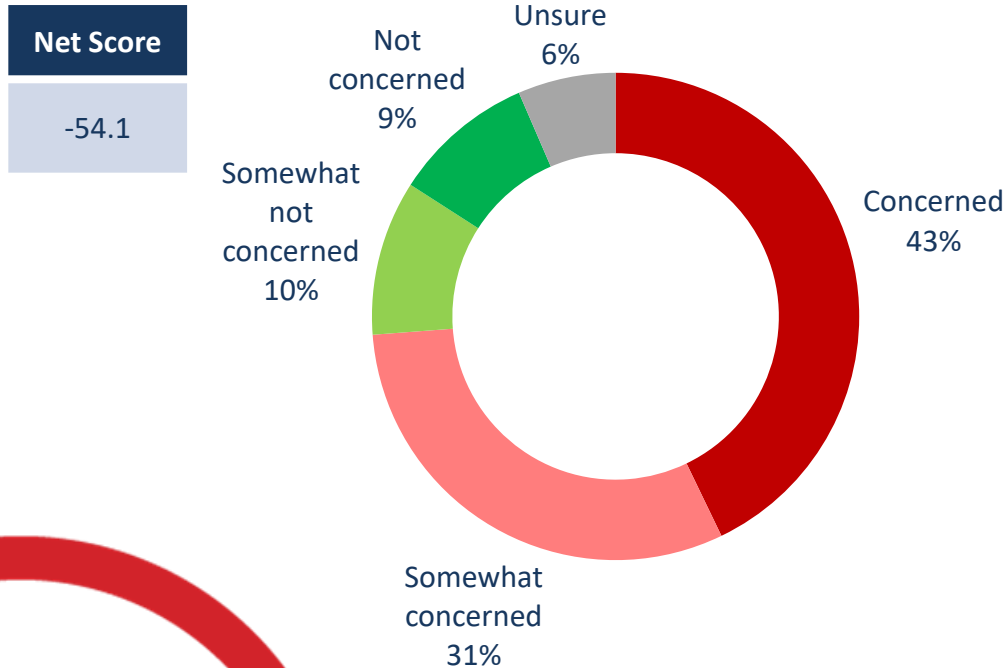
***Note: Charts may not add up to 100 due to rounding**

QUESTION – Would you be concerned, somewhat concerned, somewhat not concerned or not concerned about the following for people that regularly consume marijuana/cannabis? [RANDOMIZE]

Addiction to marijuana/cannabis

Concern about respiratory diseases or disorders

Source: Nanos Research, RDD dual frame hybrid telephone and online random survey, August 25th to 28th, 2018, n=500 Ontarians, accurate 4.4 percentage points plus or minus, 19 times out of 20.



Subgroups	Concerned/ Somewhat concerned
GTA (n=247)	75.6%
Rest of Ontario (n=253)	72.0%
Male (n=268)	71.5%
Female (n=232)	75.9%
18 to 34 (n=66)	65.3%
35 to 54 (n=130)	72.0%
55 plus (n=304)	77.8%

*Weighted to the true population proportion.

***Note: Charts may not add up to 100 due to rounding**

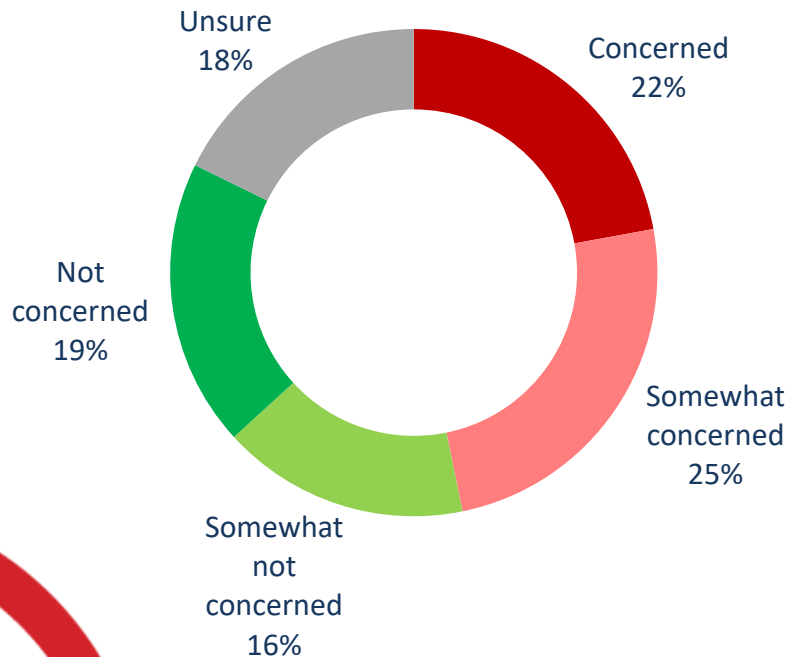
QUESTION – Would you be concerned, somewhat concerned, somewhat not concerned or not concerned about the following for people that regularly consume marijuana/cannabis? [RANDOMIZE]

Respiratory diseases/disorders

Concern about circulatory diseases or disorders

Source: Nanos Research, RDD dual frame hybrid telephone and online random survey, August 25th to 28th, 2018, n=500 Ontarians, accurate 4.4 percentage points plus or minus, 19 times out of 20.

Net Score
-11.3



Subgroups	Concerned/ Somewhat concerned
GTA (n=247)	48.2%
Rest of Ontario (n=253)	45.4%
Male (n=268)	47.2%
Female (n=232)	46.4%
18 to 34 (n=66)	42.4%
35 to 54 (n=130)	48.3%
55 plus (n=304)	47.7%

*Weighted to the true population proportion.

***Note: Charts may not add up to 100 due to rounding**

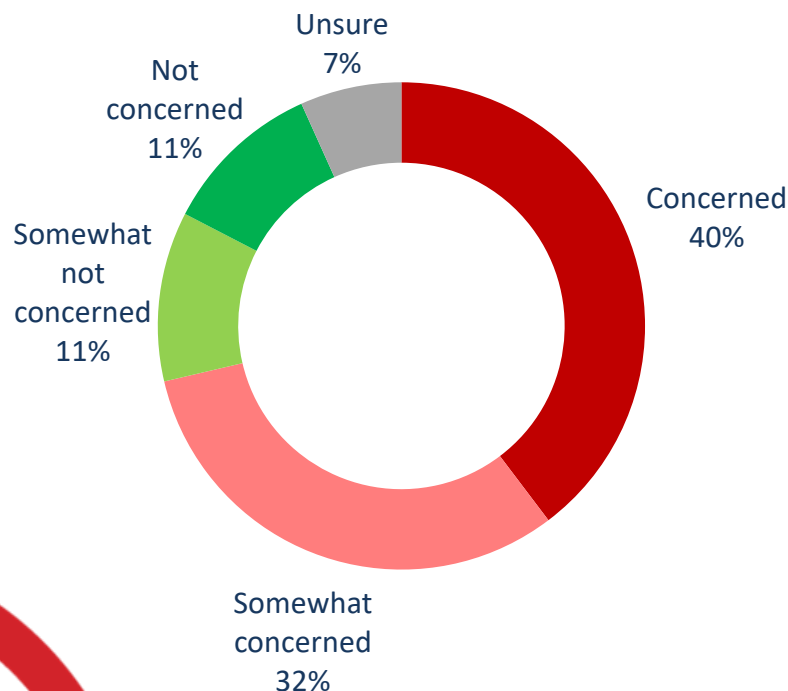
QUESTION – Would you be concerned, somewhat concerned, somewhat not concerned or not concerned about the following for people that regularly consume marijuana/cannabis? [RANDOMIZE]

Circulatory diseases/disorders

Concern about negative cognitive effects

Source: Nanos Research, RDD dual frame hybrid telephone and online random survey, August 25th to 28th, 2018, n=500 Ontarians, accurate 4.4 percentage points plus or minus, 19 times out of 20.

Net Score
-49.4



Subgroups	Concerned/ Somewhat concerned
GTA (n=247)	74.4%
Rest of Ontario (n=253)	68.4%
Male (n=268)	64.5%
Female (n=232)	77.6%
18 to 34 (n=66)	59.3%
35 to 54 (n=130)	74.4%
55 plus (n=304)	74.4%

*Weighted to the true population proportion.

***Note:** Charts may not add up to 100 due to rounding

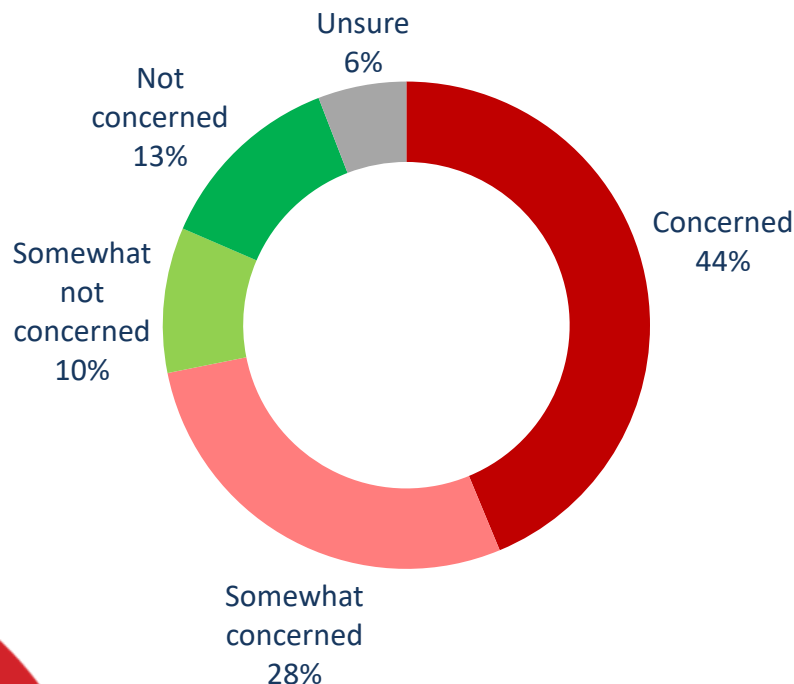
QUESTION – Would you be concerned, somewhat concerned, somewhat not concerned or not concerned about the following for people that regularly consume marijuana/cannabis? [RANDOMIZE]

Negative cognitive effects (memory loss)

Concern about mental health effects

Source: Nanos Research, RDD dual frame hybrid telephone and online random survey, August 25th to 28th, 2018, n=500 Ontarians, accurate 4.4 percentage points plus or minus, 19 times out of 20.

Net Score
-49.6




Subgroups	Concerned/ Somewhat concerned
GTA (n=247)	75.3%
Rest of Ontario (n=253)	68.5%
Male (n=268)	65.3%
Female (n=232)	77.9%
18 to 34 (n=66)	62.3%
35 to 54 (n=130)	71.1%
55 plus (n=304)	75.8%

*Weighted to the true population proportion.

***Note: Charts may not add up to 100 due to rounding**

QUESTION – Would you be concerned, somewhat concerned, somewhat not concerned or not concerned about the following for people that regularly consume marijuana/cannabis? [RANDOMIZE]

Mental health effects/complications



Methodology

Methodology

Nanos conducted an RDD dual frame (land- and cell-lines) hybrid telephone and online random survey of 500 Ontarians, 18 years of age or older, between August 25th to 28th, 2018 as part of an omnibus survey. Participants were randomly recruited by telephone using live agents and administered a survey online. The results were statistically checked and weighted by age and gender using the latest Census information and the sample is geographically stratified to be representative of Ontario.

Individuals were randomly called using random digit dialling with a maximum of five call backs.

The margin of error for a random survey of 500 Ontarians is ± 4.4 percentage points, 19 times out of 20.

The research was commissioned by the Ontario Medical Association and was conducted by Nanos Research.

Note: Charts may not add up to 100 due to rounding.



Technical Note

Element	Description	Element	Description
Organization who commissioned the research	The Ontario Medical Association	Weighting of Data	The results were weighted by age and gender using the latest Census information (2016) and the sample is geographically stratified to ensure a distribution across all regions of Ontario. See tables for full weighting disclosure
Final Sample Size	500 Randomly selected individuals.	Screening	Screening ensured potential respondents did not work in the market research industry, in the advertising industry, in the media or a political party prior to administering the survey to ensure the integrity of the data.
Margin of Error	±4.4 percentage points, 19 times out of 20.	Excluded Demographics	Individuals younger than 18 years old; individuals without land or cell lines could not participate.
Mode of Survey	RDD dual frame (land- and cell-lines) hybrid telephone and online omnibus survey	Stratification	By age and gender using the latest Census information (2016) and the sample is geographically stratified to be representative of Ontario.
Sampling Method Base	The sample included both land- and cell-lines RDD (Random Digit Dialed) across Ontario.	Estimated Response Rate	Eleven percent, consistent with industry norms.
Demographics (Captured)	Ontario; Men and Women; 18 years and older. Six digit postal code was used to validate geography.	Question Order	Question order in the preceding report reflects the order in which they appeared in the original questionnaire.
Fieldwork/Validation	Live interviews with live supervision to validate work as per the MRIA Code of Conduct	Question Content	This was conducted on the Nanos National OMNI with an oversample in Ontario. The first 300 were asked the OMNI questions as a part of an omnibus survey. This was module eight of the national omnibus survey; previous modules were about potential issues of national concern, crime, diversity, telecommunication, short-term rentals, tourism advertising and transportation. The 200 person oversample only included the questions presented in this report.
Number of Calls	Maximum of five call backs.		
Time of Calls	Individuals were called between 12-5:30 pm and 6:30-9:30pm local time for the respondent.		
Field Dates	August 25 th to 28 th 2018.	Question Wording	The questions in the preceding report are written exactly as they were asked to individuals.
Language of Survey	The survey was conducted in English.	Survey Company	Nanos Research
Standards	This report meets the standards set forth by the MRIA which can be found here: https://mria-arim.ca/polling	Contact	Contact Nanos Research for more information or with any concerns or questions. http://www.nanos.co Telephone:(613) 234-4666 ext. Email: info@nanosresearch.com.

About Nanos

Nanos is one of North America's most trusted research and strategy organizations. Our team of professionals is regularly called upon by senior executives to deliver superior intelligence and market advantage whether it be helping to chart a path forward, managing a reputation or brand risk or understanding the trends that drive success. Services range from traditional telephone surveys, through to elite in-depth interviews, online research and focus groups. Nanos clients range from Fortune 500 companies through to leading advocacy groups interested in understanding and shaping the public landscape. Whether it is understanding your brand or reputation, customer needs and satisfaction, engaging employees or testing new ads or products, Nanos provides insight you can trust.



View our brochure

Nanos Research

North America Toll-free

1.888.737.5505

info@nanosresearch.com



Tabulations



2018-1273 – OMA Issue – OMNISCAN ONT – Regional STAT SHEET

			Region			Gender		Age		
			Ontario 2018-08	GTA	Rest of Ontario	Male	Female	18 to 34	35 to 54	55 plus
Question – Our last few questions are about marijuana/cannabis. Once legal, what will be the legal minimum age to purchase/use recreational marijuana/cannabis in Ontario?	Total	Unwgt N	500	247	253	268	232	66	130	304
		Wgt N	500	247	253	240	260	101	128	271
	18	%	16.4	16.2	16.7	17.2	15.7	15.1	14.8	17.7
	19	%	54.2	54.7	53.7	54.5	53.9	57.4	58.8	50.8
	21	%	12.0	12.9	11.2	12.8	11.3	7.6	13.5	13.0
	25	%	3.5	3.0	3.9	3.4	3.6	6.1	2.1	3.2
	Don't know	%	13.8	13.2	14.4	12.0	15.5	13.8	10.8	15.3

			Region			Gender		Age		
			Ontario 2018-08	GTA	Rest of Ontario	Male	Female	18 to 34	35 to 54	55 plus
Question – What should be the legal minimum age to purchase/use recreational marijuana/cannabis in Ontario?	Total	Unwgt N	500	247	253	268	232	66	130	304
		Wgt N	500	247	253	240	260	101	128	271
	18	%	13.8	12.9	14.6	15.9	11.8	15.2	8.3	15.8
	19	%	34.5	33.2	35.9	34.4	34.6	40.8	36.4	31.3
	21	%	26.8	28.5	25.3	25.2	28.3	18.2	25.4	30.8
	25	%	19.4	21.5	17.3	16.2	22.3	22.8	25.5	15.2
	Unsure	%	5.5	4.0	6.9	8.2	3.0	3.0	4.4	6.9

Nanos conducted an RDD dual frame (land- and cell- lines) hybrid telephone and online random survey of 500 Ontarians, 18 years of age or older, between August 25th and 28th, 2018. The margin of error for a random survey of 500 Ontarians is ± 4.4 percentage points, 19 times out of 20.

www.nanos.co



2018-1273 – OMA Issue – OMNICAN ONT – Regional STAT SHEET

			Region			Gender		Age		
			Ontario 2018-08	GTA	Rest of Ontario	Male	Female	18 to 34	35 to 54	55 plus
Question – Do you believe or not believe that there is a significant difference between recreational marijuana/cannabis and medicinal marijuana/cannabis?	Total	Unwgt N	500	247	253	268	232	66	130	304
		Wgt N	500	247	253	240	260	101	128	271
	I believe there is a significant difference between recreational and medicinal marijuana/cannabis	%	52.7	52.8	52.6	51.1	54.2	56.0	49.5	53.0
	I do not believe there is a significant difference between recreational and medicinal marijuana/cannabis	%	37.5	37.7	37.4	40.9	34.5	40.9	42.1	34.2
	Unsure	%	9.8	9.6	9.9	8.0	11.4	3.1	8.4	12.8

			Region			Gender		Age		
			Ontario 2018-08	GTA	Rest of Ontario	Male	Female	18 to 34	35 to 54	55 plus
Question – Are you likely, somewhat likely, somewhat unlikely or unlikely to purchase and consume recreational marijuana/cannabis when it becomes legal?	Total	Unwgt N	500	247	253	268	232	66	130	304
		Wgt N	500	247	253	240	260	101	128	271
	Likely to purchase	%	11.7	11.1	12.3	14.0	9.7	27.2	8.7	7.5
	Somewhat likely to purchase	%	8.0	7.2	8.8	7.3	8.6	9.0	10.7	6.4
	Somewhat unlikely to purchase	%	11.0	11.8	10.2	10.8	11.1	12.1	10.2	10.9
	Unlikely to purchase	%	66.6	67.2	65.9	63.9	69.0	48.6	66.8	73.1
	Unsure	%	2.8	2.6	2.9	3.9	1.7	3.0	3.7	2.2

Nanos conducted an RDD dual frame (land- and cell- lines) hybrid telephone and online random survey of 500 Ontarians, 18 years of age or older, between August 25th and 28th, 2018. The margin of error for a random survey of 500 Ontarians is ± 4.4 percentage points, 19 times out of 20.

www.nanos.co



2018-1273 – OMA Issue – OMNICAN ONT – Regional STAT SHEET

			Region			Gender		Age		
			Ontario 2018-08	GTA	Rest of Ontario	Male	Female	18 to 34	35 to 54	55 plus
Question – [If likely of somewhat likely to purchase and consume recreational marijuana/cannabis when it becomes legal] How are you likely to consume recreational marijuana/cannabis. Please select as many as apply. [RANDOMIZE]	Total	Unwgt N	93	43	50	51	42	24	26	43
		Wgt N	99	45	53	51	48	36	25	37
	Smoking	%	52.4	48.5	55.7	68.3	35.3			
	Vaporizer	%	33.8	34.3	33.5	40.5	26.7			
	Cannabis Oil	%	32.9	37.8	28.8	29.5	36.7			
	Edibles	%	68.2	71.1	65.8	61.3	75.7			
	Tinctures (alcohol based cannabis extract)	%	22.4	30.1	15.9	19.4	25.6			
	Dabbing/Shattering (concentrated cannabis extract)	%	18.8	16.2	21.0	19.3	18.2			
	Unsure	%	11.5	12.5	10.6	8.9	14.2			

			Region			Gender		Age		
			Ontario 2018-08	GTA	Rest of Ontario	Male	Female	18 to 34	35 to 54	55 plus
Question – [If likely of somewhat likely to purchase and consume recreational marijuana/cannabis when it becomes legal] Are you likely, somewhat likely, somewhat unlikely or unlikely to speak to your doctor about using recreational marijuana/cannabis?	Total	Unwgt N	93	43	50	51	42	24	26	43
		Wgt N	99	45	53	51	48	36	25	37
	Likely	%	31.7	33.3	30.3	31.3	32.0			
	Somewhat likely	%	12.7	11.0	14.2	10.3	15.3			
	Somewhat unlikely	%	18.0	21.2	15.3	18.4	17.5			
	Unlikely	%	34.9	28.7	40.2	40.0	29.5			
	Unsure	%	2.7	5.9	0.0	0.0	5.6			

Nanos conducted an RDD dual frame (land- and cell- lines) hybrid telephone and online random survey of 500 Ontarians, 18 years of age or older, between August 25th and 28th, 2018. The margin of error for a random survey of 500 Ontarians is ± 4.4 percentage points, 19 times out of 20.

www.nanos.co



2018-1273 – OMA Issue – OMNICAN ONT – Regional STAT SHEET

			Region			Gender		Age		
			Ontario 2018-08	GTA	Rest of Ontario	Male	Female	18 to 34	35 to 54	55 plus
Question – Which is safer, consuming [ROTATE] alcohol or marijuana/cannabis two hours before driving?	Total	Unwgt N	500	247	253	268	232	66	130	304
		Wgt N	500	247	253	240	260	101	128	271
	Alcohol is safer	%	4.5	5.0	4.0	6.7	2.5	9.0	6.3	2.0
	Cannabis is safer	%	7.7	5.8	9.6	10.2	5.4	12.0	8.5	5.8
	Both are safe	%	1.3	1.0	1.6	1.9	0.8	1.5	0.0	1.9
	Both are not safe	%	80.0	81.8	78.3	74.5	85.2	75.9	74.6	84.1
	Unsure	%	6.4	6.4	6.4	6.7	6.1	1.6	10.6	6.2

			Region			Gender		Age		
			Ontario 2018-08	GTA	Rest of Ontario	Male	Female	18 to 34	35 to 54	55 plus
Question – After consuming marijuana/cannabis, how long should someone wait to drive a vehicle?	Total	Unwgt N	500	247	253	268	232	66	130	304
		Wgt N	500	247	253	240	260	101	128	271
	Can drive immediately	%	1.2	0.6	1.9	2.2	0.4	1.5	1.2	1.2
	1 hour	%	1.7	1.3	2.0	1.0	2.3	3.1	1.4	1.3
	2 hours	%	5.8	5.4	6.2	7.9	3.8	9.0	3.4	5.7
	3 hours	%	7.6	6.7	8.5	7.3	8.0	10.6	8.3	6.2
	4 hours	%	12.1	12.5	11.6	11.8	12.3	18.1	9.9	10.8
	5 or more hours	%	35.7	37.2	34.2	33.9	37.3	33.4	37.8	35.5
	Unsure	%	35.9	36.2	35.6	36.0	35.8	24.3	38.1	39.2

Nanos conducted an RDD dual frame (land- and cell- lines) hybrid telephone and online random survey of 500 Ontarians, 18 years of age or older, between August 25th and 28th, 2018. The margin of error for a random survey of 500 Ontarians is ± 4.4 percentage points, 19 times out of 20.

www.nanos.co



2018-1273 – OMA Issue – OMNISCAN ONT – Regional STAT SHEET

Do you believe, somewhat believe, somewhat not believe or not believe the following statements: [RANDOMIZE]

			Region			Gender		Age		
			Ontario 2018-08	GTA	Rest of Ontario	Male	Female	18 to 34	35 to 54	55 plus
Question – The health risks associated with using recreational marijuana/cannabis periodically are minor.	Total	Unwgt N	500	247	253	268	232	66	130	304
		Wgt N	500	247	253	240	260	101	128	271
	Believe	%	19.2	15.3	22.9	23.2	15.5	30.3	20.8	14.3
	Somewhat believe	%	28.4	30.8	26.0	21.0	35.1	25.9	26.6	30.1
	Somewhat not believe	%	13.5	15.1	12.0	13.1	14.0	12.1	13.6	14.0
	Not believe	%	30.9	28.8	33.0	32.8	29.3	25.7	31.3	32.7
	Unsure	%	8.0	9.9	6.1	9.9	6.2	6.0	7.8	8.8

Do you believe, somewhat believe, somewhat not believe or not believe the following statements: [RANDOMIZE]

			Region			Gender		Age		
			Ontario 2018-08	GTA	Rest of Ontario	Male	Female	18 to 34	35 to 54	55 plus
Question – Consuming recreational marijuana is a healthy alternative to drinking beer, wine or alcohol.	Total	Unwgt N	500	247	253	268	232	66	130	304
		Wgt N	500	247	253	240	260	101	128	271
	Believe	%	13.0	11.3	14.7	15.6	10.7	24.3	10.5	10.1
	Somewhat believe	%	19.2	18.3	20.2	18.3	20.0	18.0	20.7	19.0
	Somewhat not believe	%	13.4	14.0	12.8	12.8	13.9	10.7	12.4	14.9
	Not believe	%	46.0	46.3	45.7	44.9	47.0	42.5	47.5	46.6
	Unsure	%	8.4	10.1	6.6	8.3	8.4	4.6	8.9	9.5

Nanos conducted an RDD dual frame (land- and cell- lines) hybrid telephone and online random survey of 500 Ontarians, 18 years of age or older, between August 25th and 28th, 2018. The margin of error for a random survey of 500 Ontarians is ± 4.4 percentage points, 19 times out of 20.

www.nanos.co



2018-1273 – OMA Issue – OMNISCAN ONT – Regional STAT SHEET

Do you believe, somewhat believe, somewhat not believe or not believe the following statements: [RANDOMIZE]

			Region			Gender		Age		
			Ontario 2018-08	GTA	Rest of Ontario	Male	Female	18 to 34	35 to 54	55 plus
Question – Periodically consuming recreational marijuana/cannabis can potentially cause adverse reactions for someone on a regular medication.	Total	Unwgt N	500	247	253	268	232	66	130	304
		Wgt N	500	247	253	240	260	101	128	271
	Believe	%	34.5	32.9	36.0	33.2	35.7	41.0	34.8	31.9
	Somewhat believe	%	25.0	27.7	22.4	22.8	27.0	21.0	24.9	26.5
	Somewhat not believe	%	7.2	7.0	7.4	7.5	6.9	7.7	7.0	7.1
	Not believe	%	8.0	5.7	10.3	9.7	6.5	10.6	10.4	6.0
	Unsure	%	25.3	26.7	23.9	26.8	23.9	19.7	22.9	28.5

Would you be concerned, somewhat concerned, somewhat not concerned or not concerned about the following for people that regularly consume marijuana/cannabis? [RANDOMIZE]

			Region			Gender		Age		
			Ontario 2018-08	GTA	Rest of Ontario	Male	Female	18 to 34	35 to 54	55 plus
Question – Addiction to marijuana/cannabis	Total	Unwgt N	500	247	253	268	232	66	130	304
		Wgt N	500	247	253	240	260	101	128	271
	Concerned	%	38.3	37.7	38.9	35.0	41.3	35.0	40.1	38.6
	Somewhat concerned	%	24.7	25.3	24.1	23.7	25.6	13.5	24.3	29.0
	Somewhat not concerned	%	13.4	12.8	14.0	13.3	13.5	16.7	11.7	13.0
	Not concerned	%	20.0	20.4	19.5	23.7	16.6	33.2	20.7	14.7
	Unsure	%	3.7	3.8	3.6	4.4	3.0	1.6	3.2	4.7

Nanos conducted an RDD dual frame (land- and cell- lines) hybrid telephone and online random survey of 500 Ontarians, 18 years of age or older, between August 25th and 28th, 2018. The margin of error for a random survey of 500 Ontarians is ± 4.4 percentage points, 19 times out of 20.

www.nanos.co



2018-1273 – OMA Issue – OMNICAN ONT – Regional STAT SHEET

Would you be concerned, somewhat concerned, somewhat not concerned or not concerned about the following for people that regularly consume marijuana/cannabis? [RANDOMIZE]

			Region			Gender		Age		
			Ontario 2018-08	GTA	Rest of Ontario	Male	Female	18 to 34	35 to 54	55 plus
Question – Respiratory diseases/disorders	Total	Unwgt N	500	247	253	268	232	66	130	304
		Wgt N	500	247	253	240	260	101	128	271
	Concerned	%	42.8	43.5	42.2	42.3	43.4	39.4	42.7	44.2
	Somewhat concerned	%	31.0	32.1	29.8	29.2	32.6	25.9	29.4	33.6
	Somewhat not concerned	%	10.3	9.0	11.6	11.6	9.0	13.5	8.6	9.9
	Not concerned	%	9.4	7.8	11.0	10.1	8.8	19.6	10.8	5.0
	Unsure	%	6.5	7.6	5.4	6.7	6.3	1.6	8.5	7.4

Would you be concerned, somewhat concerned, somewhat not concerned or not concerned about the following for people that regularly consume marijuana/cannabis? [RANDOMIZE]

			Region			Gender		Age		
			Ontario 2018-08	GTA	Rest of Ontario	Male	Female	18 to 34	35 to 54	55 plus
Question – Circulatory diseases/disorders	Total	Unwgt N	500	247	253	268	232	66	130	304
		Wgt N	500	247	253	240	260	101	128	271
	Concerned	%	22.1	20.4	23.8	21.6	22.6	19.8	25.9	21.2
	Somewhat concerned	%	24.7	27.8	21.6	25.7	23.7	22.7	22.4	26.5
	Somewhat not concerned	%	16.4	17.5	15.3	15.4	17.3	16.7	9.9	19.4
	Not concerned	%	19.1	17.0	21.1	20.7	17.5	30.2	21.8	13.6
	Unsure	%	17.7	17.3	18.1	16.6	18.8	10.7	20.0	19.3

Nanos conducted an RDD dual frame (land- and cell- lines) hybrid telephone and online random survey of 500 Ontarians, 18 years of age or older, between August 25th and 28th, 2018. The margin of error for a random survey of 500 Ontarians is ± 4.4 percentage points, 19 times out of 20.

www.nanos.co



2018-1273 – OMA Issue – OMNICAN ONT – Regional STAT SHEET

Would you be concerned, somewhat concerned, somewhat not concerned or not concerned about the following for people that regularly consume marijuana/cannabis? [RANDOMIZE]

			Region			Gender		Age		
			Ontario 2018-08	GTA	Rest of Ontario	Male	Female	18 to 34	35 to 54	55 plus
Question – Negative cognitive effects (memory loss)	Total	Unwgt N	500	247	253	268	232	66	130	304
		Wgt N	500	247	253	240	260	101	128	271
	Concerned	%	39.7	40.3	39.1	35.3	43.7	36.4	40.2	40.7
	Somewhat concerned	%	31.6	34.1	29.3	29.2	33.9	22.9	34.2	33.7
	Somewhat not concerned	%	11.3	10.5	12.0	12.6	10.0	19.7	8.0	9.7
	Not concerned	%	10.7	9.0	12.3	15.4	6.3	18.0	10.2	8.2
	Unsure	%	6.7	6.1	7.3	7.5	6.0	3.0	7.4	7.8

Would you be concerned, somewhat concerned, somewhat not concerned or not concerned about the following for people that regularly consume marijuana/cannabis? [RANDOMIZE]

			Region			Gender		Age		
			Ontario 2018-08	GTA	Rest of Ontario	Male	Female	18 to 34	35 to 54	55 plus
Question – Mental health effects/complications	Total	Unwgt N	500	247	253	268	232	66	130	304
		Wgt N	500	247	253	240	260	101	128	271
	Concerned	%	43.7	43.8	43.7	40.3	46.9	45.5	45.9	42.1
	Somewhat concerned	%	28.1	31.5	24.8	25.0	30.9	16.8	25.2	33.7
	Somewhat not concerned	%	9.6	8.5	10.7	10.8	8.6	12.1	9.0	9.0
	Not concerned	%	12.6	10.7	14.5	16.5	9.0	24.1	14.1	7.7
	Unsure	%	5.9	5.5	6.3	7.3	4.5	1.6	5.9	7.5

Nanos conducted an RDD dual frame (land- and cell- lines) hybrid telephone and online random survey of 500 Ontarians, 18 years of age or older, between August 25th and 28th, 2018. The margin of error for a random survey of 500 Ontarians is ± 4.4 percentage points, 19 times out of 20.

www.nanos.co