

# Canadian value gap with the US on human rights, business values and family values dramatically increases

Canadian-American Annual Survey Summary – Year 14

by Nanos Research, October 2018  
(Submission 2018-1233)



# The Nanos-UB North American Monitor Year 14 of Tracking

In 2005, Nanos Research, in partnership with the State University of New York at Buffalo embarked on a co-operative research initiative. The objective of the initiative was to add to the unfolding dialogue and discussion on Canada-US relations in a manner that engaged stakeholders, institutions, and entrepreneurs in a direct fashion. Now in its fourteenth wave of tracking, the current wave of research is based on the opinions of 1,000 Canadians and 1,000 Americans. Parallel questions on bi-national issues were tracked by means of a hybrid telephone and online random sample of Canadians, and a random representative online sample of Americans in the Summer 2018. This report contains primarily the Canadian data.

A Nanos RDD dual frame (land- and cell-lines) hybrid telephone and online random survey of 1,000 Canadians was conducted between June 26<sup>th</sup> and 28<sup>th</sup>, 2018 as part of an omnibus survey. Participants were randomly recruited by telephone (land- and cell-lines) and administered a survey online. The sample included both land- and cell-lines across Canada. The results were statistically checked and weighted using the latest Census data. The margin of error for a random survey of 1,000 Canadians is  $\pm 3.1$  percentage points, 19 times out of 20. Between July 30<sup>th</sup> and 31<sup>st</sup>, 2018, a random representative online survey of 1,000 Americans was conducted. Results were statistically checked and weighted using the latest Census data.

The comparative countries tested in the research grid are based on the top trading partners common to both countries, including: Britain; Japan; France; Germany; China; and, Mexico. This initiative is intended as a mechanism through which Canadian and American regional and national stakeholders and institutions can (i) measure ongoing public opinion on issues relevant to the Canada-US relationship; and, (ii) continue the dialogue among key national, state and provincial government and business stakeholders.



# Summary

Over six in ten  
Canadians agree  
or strongly agree  
with supporting  
their country's  
own interests

The Nanos-UB North American Monitor has been tracking the sentiment of Canadians and Americans for 14 years. This is the second wave with Donald Trump as President of the United States. A look at the data trends suggests changing perceptions of the bi-national relationship: the proportion of Canadians who rank the United States as closest to Canada in terms of human rights, business values and family values all reach record lows.

## National Interest

- **Majority of Canadians agree or strongly agree with supporting Canadian interests, even if this leads to conflicts with other nations** – Canadians wanting to support their countries own interests have returned to almost record highs over these past 14 years (2018–64%; 2017–61%; 2016–64%) and those who strongly agree is up from the past year (2018–23%; 2017–17%).
- **The number of Americans who agree with following their own interests is decreasing** – Americans who agree with following their countries own interests, even if this leads to conflicts with other nations continues to decrease in 2018 (32%; most recent peak in 2015–40%). However, the amount who strongly agree saw a slight increase from last year (2018-19%; 2017-16%)

## Values

- **Britain was the top response when asked the country closest to Canada in terms of human rights** – In 2018 Canadians saw Britain as the country closest to them in terms of human rights (45%), while Canadians' views on the US for human rights continued to fall to a new 14 year low (14%) as now both Germany (21%) and France (17%) are ranked higher.
- **Americans view Canada as country closest in terms of human rights** – In 2018 Americans saw Canada as the closest to them in terms of human rights (38%), although down slightly from last year (43%).



Canadians feel  
Britain is closer  
to Canada in  
family values  
than the US

# Summary

- **An increasing number of Canadians feel Britain is closest in terms of family values, US continues to fall** – Canadians saw Britain as the country closest to them in terms of family values (46%), while the number of Canadians who rank the United States as closest continued to decline, reaching a record low of 20% (2017–24%; high in 2012–47%). Americans rank Canada first in this category (40%), followed by Britain (28%).
- **A record low of Canadians view the US as the country with closest business values** – In 2018 less Canadians felt that the US was the country closest in terms of business values than ever before, with the biggest drop in 14 years (2017–51%; 2018–35%). An increasing number of Canadians feel that Britain is closest when it comes to business in the past year (2017–20%; 2018–32%).
- **Canada and Britain tied for country most alike in American business values** – Americans felt that Britain and Canada were the countries with the most in common in terms of business values (both at 21%). Canada was slightly higher than last year (17%), while Britain was slightly lower (24%).

## Shipping and visitors

- **China was the top response of Canadians when asked which country's packages should be most thoroughly inspected, and visitors questioned** – Canadians most often said that packages or containers coming from China (55%) should be most thoroughly inspected when entering Canada. Packages coming from Mexico was the second most frequent response (35%), while the US was a distant third (seven percent). Similar to packages and shipments, Canadians most often ranked visitors from China (42%) as the country whose visitors should be questioned most thoroughly when entering Canada, followed by Mexico (32%). The United States was the third most popular response (18%).



Americans are  
most concerned  
with packages  
and visitors from  
Mexico

# Summary

- **Mexico was the top response when Americans were asked which country's packages should be thoroughly inspected, and visitors thoroughly questioned** – Americans most often said packages or shipments coming from Mexico should be thoroughly inspected (37%), closely followed by China (35%). Six percent ranked Canada as the top choice. Americans also listed visitors from Mexico as the first ranked country whose visitors should be thoroughly questioned when entering the United States (37%), followed by China (27%). Seven percent ranked Canada as top priority.

## Security

- **Americans more frequently feel the US and Canada should be working together on national security than Canadians** – Thirty-six percent of Americans feel the United States and Canada should be working towards somewhat closer cooperation, while 33% said much closer. Twenty-seven percent of Canadians feel we should be working towards somewhat closer cooperation, while 29% said much closer.
- **Canadians more frequently think US-Canada boarder security systems should be separate than Americans** – Canadians who think the boarder security systems should be completely separate increased to 11%, up from eight percent last year. Five percent of Americans think the two systems should be completely separate.
- **The number of Canadians who feel Canada and the US should work in much closer cooperation in terms of anti-terrorism remained stable, while the amount of Americans decreased** – The number of Canadians who think that the United States and Canada should be working much more closely in terms of anti-terrorism remained stable in 2018 (35%). The number of Americans who think Canada and the United States should be working towards much closer cooperation in terms of anti-terrorism measures decreased five points (2018-43%; 2017-48%).





Importance of an integrated energy policy declines in Canada and the United States

# Summary

- **Historically low number of Canadians feel an integrated energy policy is very important** – Forty percent of Canadians said that developing an integrated energy policy to remove dependence on Middle East oil is very important, down from 50% last year and the lowest in the history of the survey. While those who view it as somewhat important (36%) remained stable, those who view it as somewhat unimportant increased to 12%, up from six percent in 2017.
- **Fewer Americans think developing an energy policy is very important, but still more than Canadians** – The number of Americans who view developing an integrated energy policy as very important continued decreasing this year (2018-49%; 2017-52%; 2016-57%) and is less than the record high of 65% in 2006, but is still higher than Canadians (40%). Those who view it as somewhat important has remained relatively stable at 34% (2017-33%; 2016-30%).

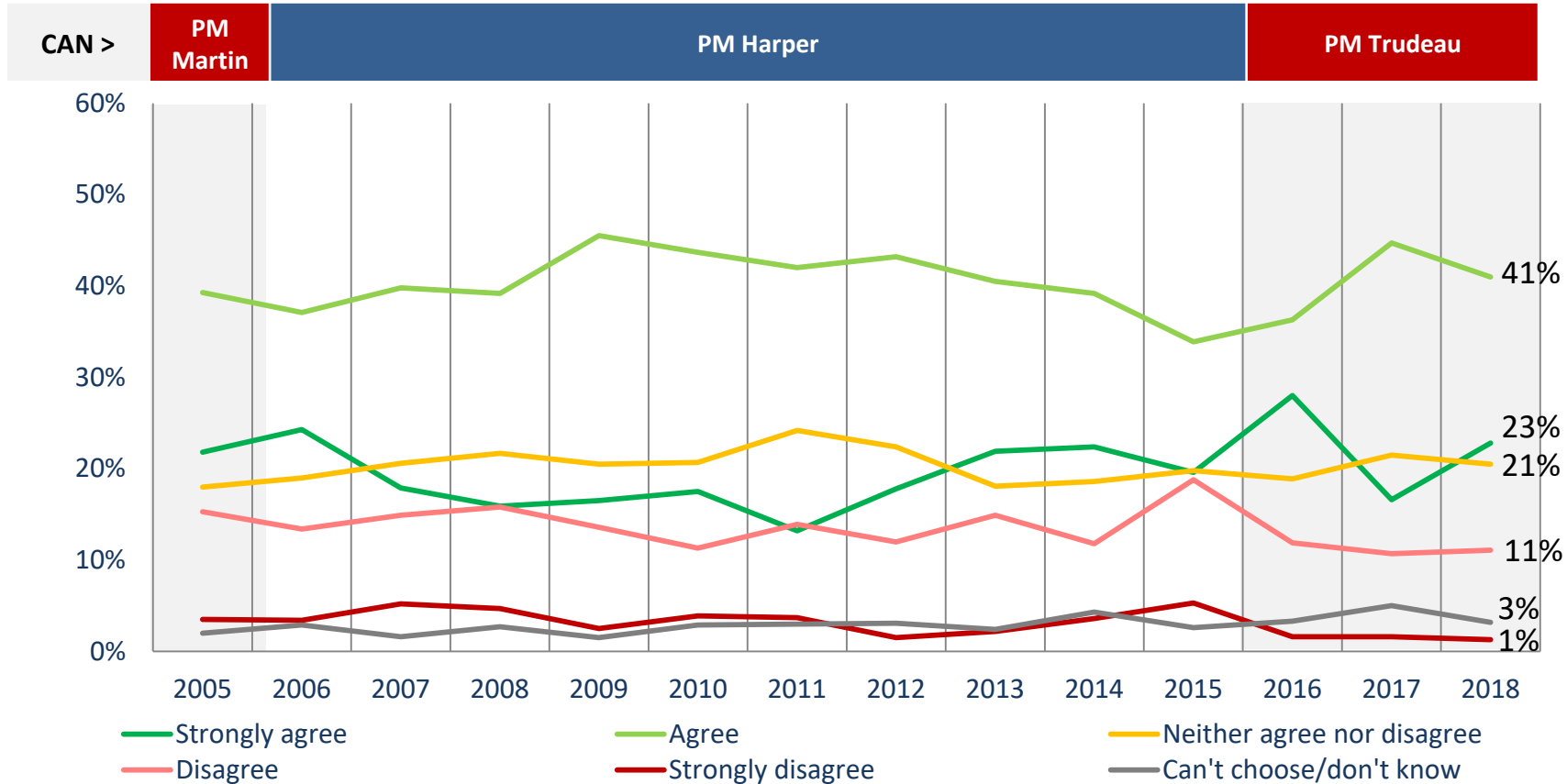
# Bi-National Tracking Numbers

North American Monitor – Tracking perceptions on US-Canada relations  
Any use of this research data should identify it as a “Nanos/UB Survey”



# Canadians on following Canada's interests

Source: Nanos Research, RDD dual frame hybrid telephone and online random survey, June 26<sup>th</sup> and 28<sup>th</sup>, 2018, n=1000 Canadians, accurate 3.1 percentage points plus or minus, 19 times out of 20.  
North American Monitor – Tracking perceptions on US-Canada relations. Any use of this research data should identify it as a “Nanos/UB Survey”

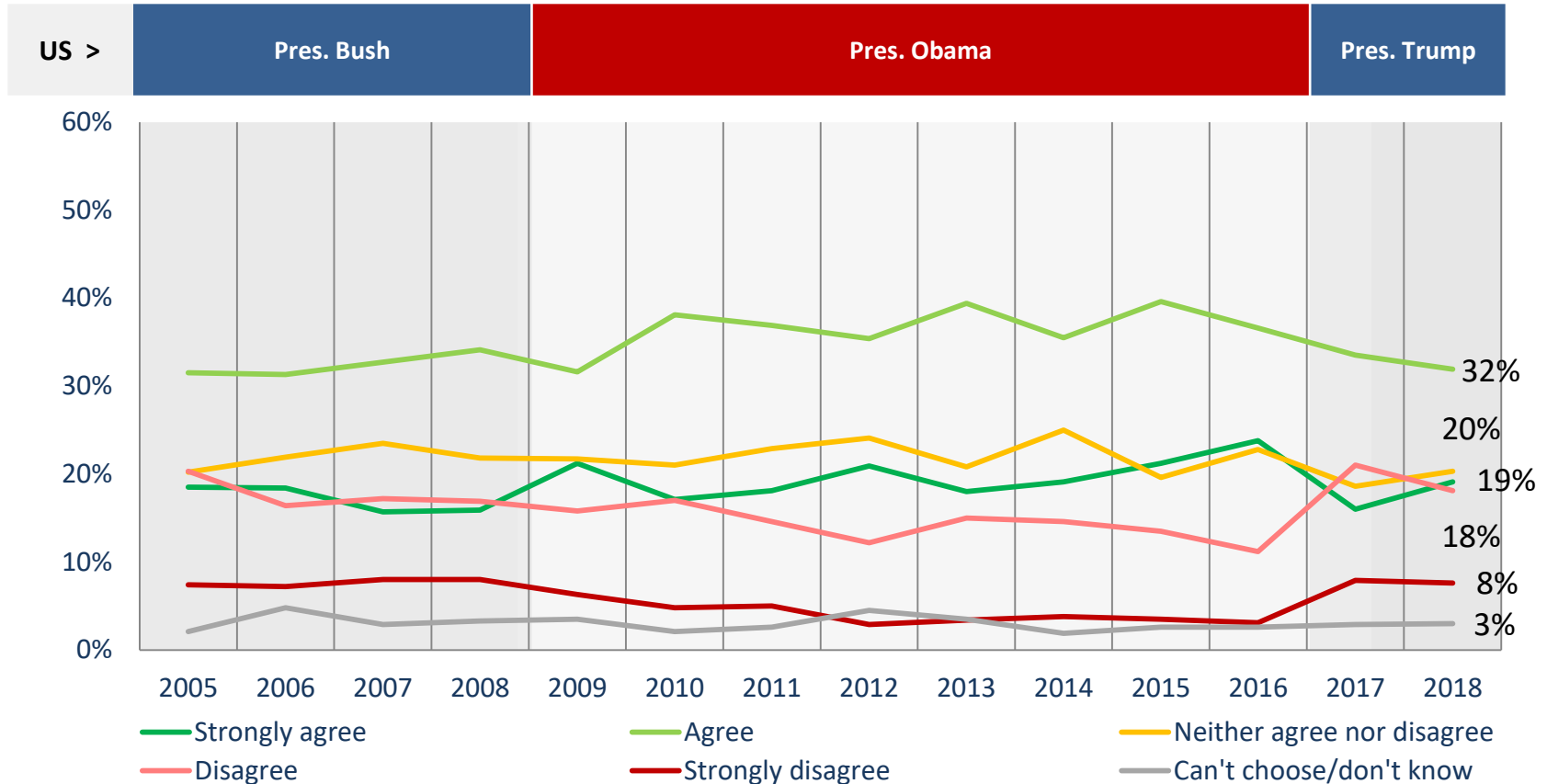


**Question:** Canada should follow its own interests, even if this leads to conflict with other nations. Do you strongly agree, agree, neither agree nor disagree, disagree, or strongly disagree?



# Americans on following US interests

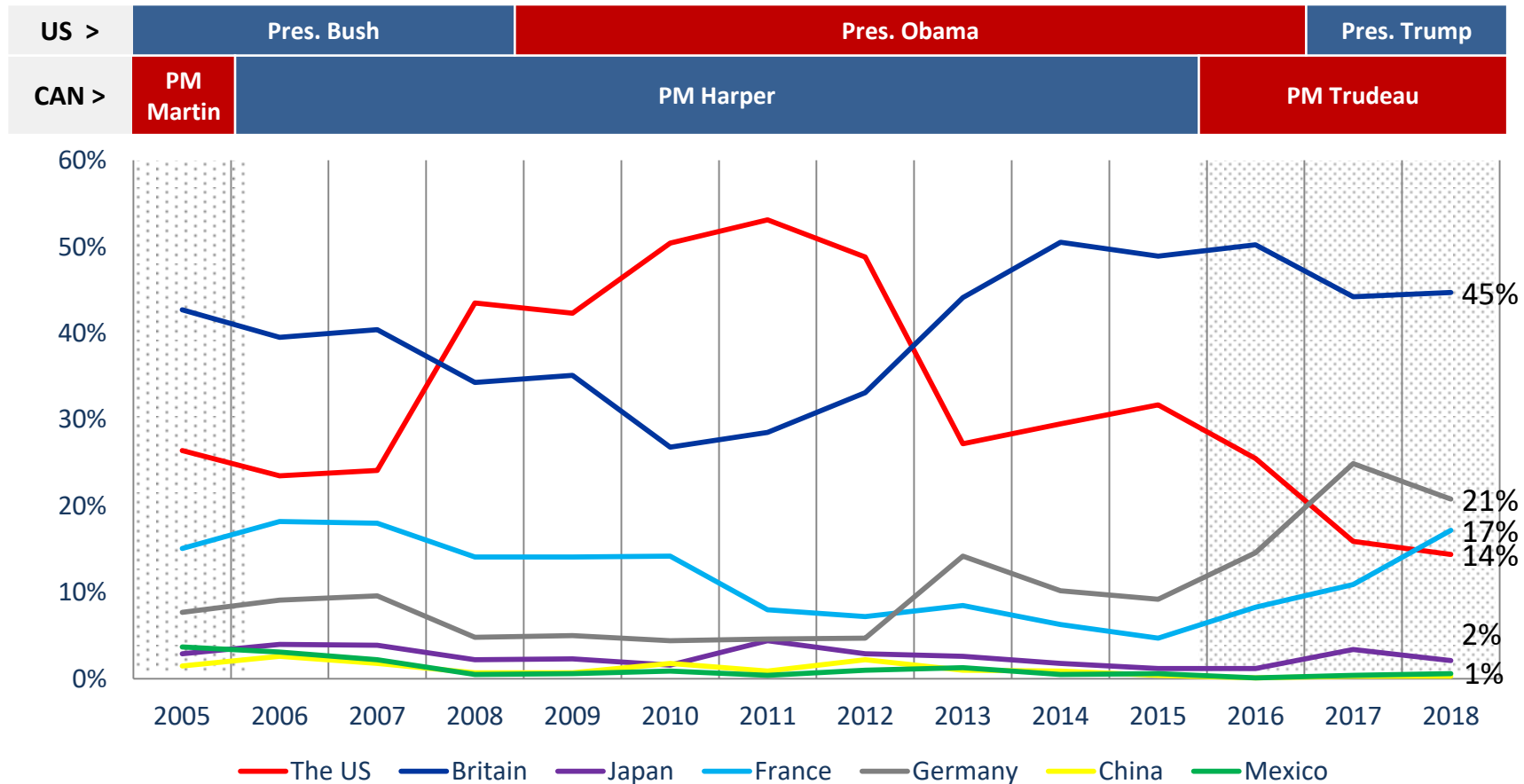
Source: Nanos Research, representative online survey, July 30<sup>th</sup> and 31<sup>st</sup>, 2018, n=1000 Americans, accurate 3.1 percentage points plus or minus, 19 times out of 20.  
North American Monitor – Tracking perceptions on US-Canada relations. Any use of this research data should identify it as a “Nanos/UB Survey”



**Question:** The US should follow its own interests, even if this leads to conflict with other nations. Do you strongly agree, agree, neither agree nor disagree, disagree, or strongly disagree?

# Canadians on human rights

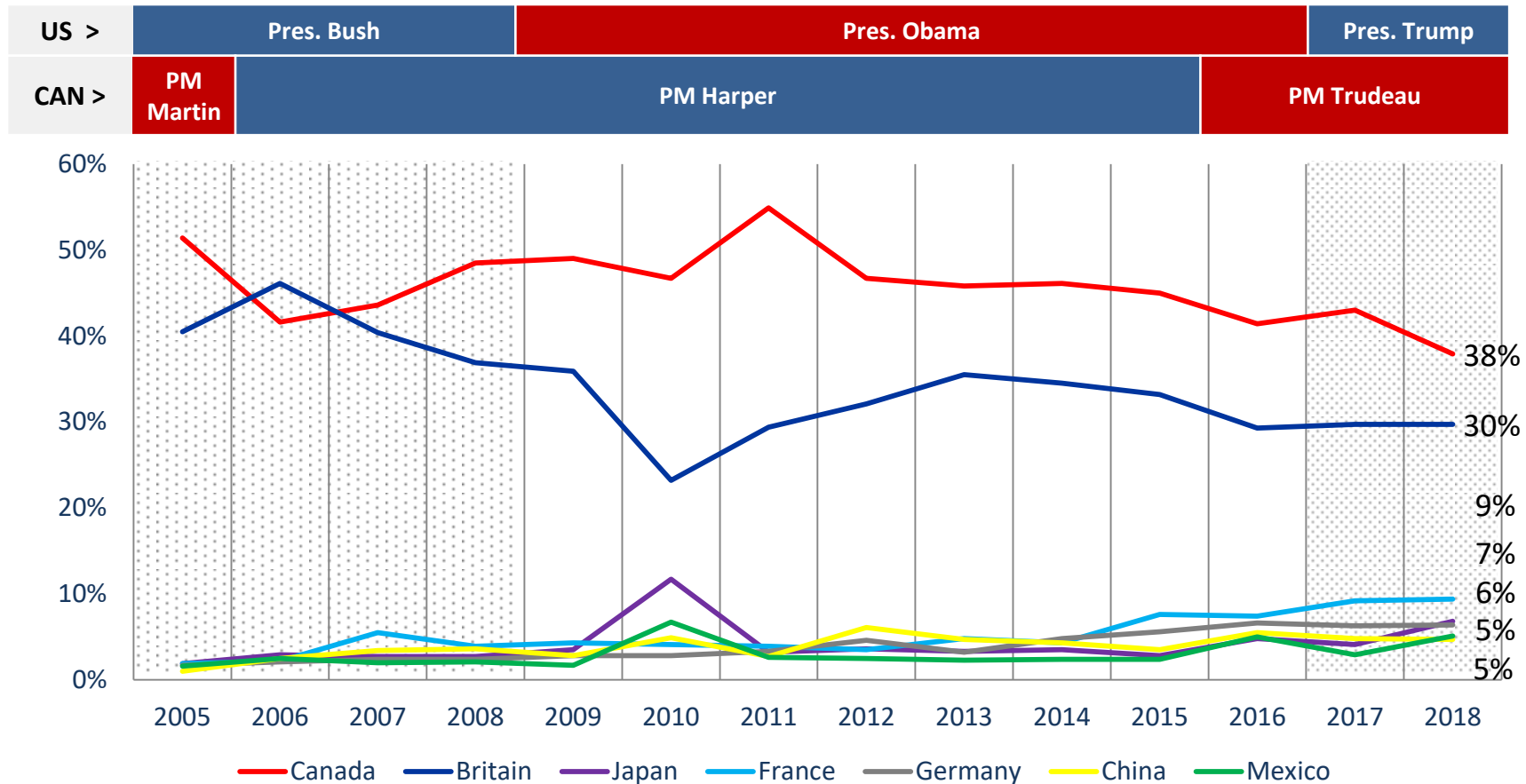
Source: Nanos Research, RDD dual frame hybrid telephone and online random survey, June 26<sup>th</sup> and 28<sup>th</sup>, 2018, n=1000 Canadians, accurate 3.1 percentage points plus or minus, 19 times out of 20.  
North American Monitor – Tracking perceptions on US-Canada relations. Any use of this research data should identify it as a “Nanos/UB Survey”



**Question:** Thinking about Canada in relation with the countries below, could you please identify the first and second ranked countries that are closest with Canada in terms of human rights? [ROTATE] [FIRST RANKED]

# Americans on human rights

Source: Nanos Research, representative online survey, July 30<sup>th</sup> and 31<sup>st</sup>, 2018, n=1000 Americans, accurate 3.1 percentage points plus or minus, 19 times out of 20.  
North American Monitor – Tracking perceptions on US-Canada relations. Any use of this research data should identify it as a “Nanos/UB Survey”



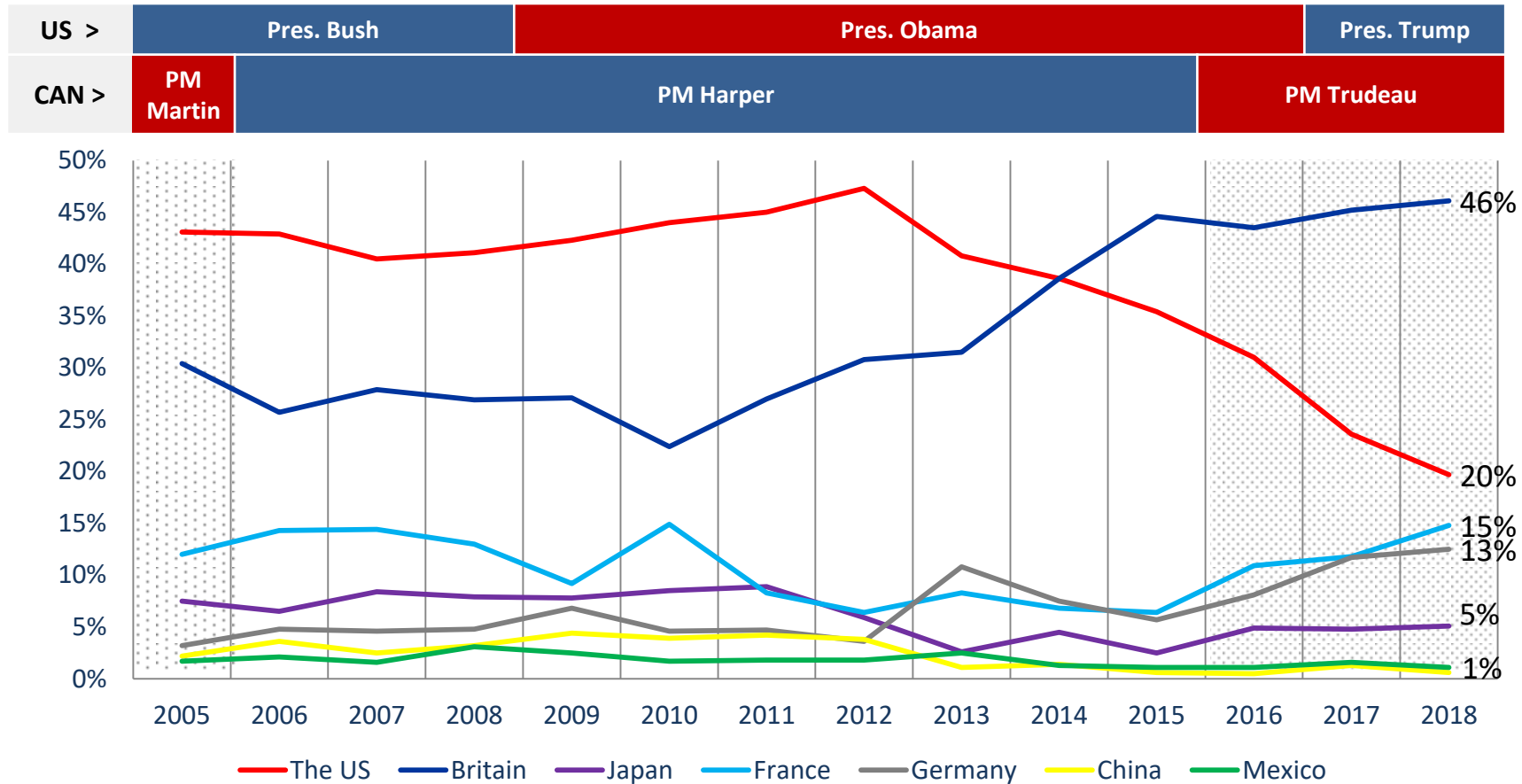
**Question:** Thinking about the US in relation with the countries below, could you please identify the first and second ranked countries that are closest with the US in terms of human rights? [ROTATE][FIRST RANKED]



Contact: Nik Nanos  
Ottawa: (613) 234-4666 x 237  
Washington DC: (202) 697-9924  
nik@nanos.co

# Canadians on family values

Source: Nanos Research, RDD dual frame hybrid telephone and online random survey, June 26<sup>th</sup> and 28<sup>th</sup>, 2018, n=1000 Canadians, accurate 3.1 percentage points plus or minus, 19 times out of 20. North American Monitor – Tracking perceptions on US-Canada relations. Any use of this research data should identify it as a “Nanos/UB Survey”



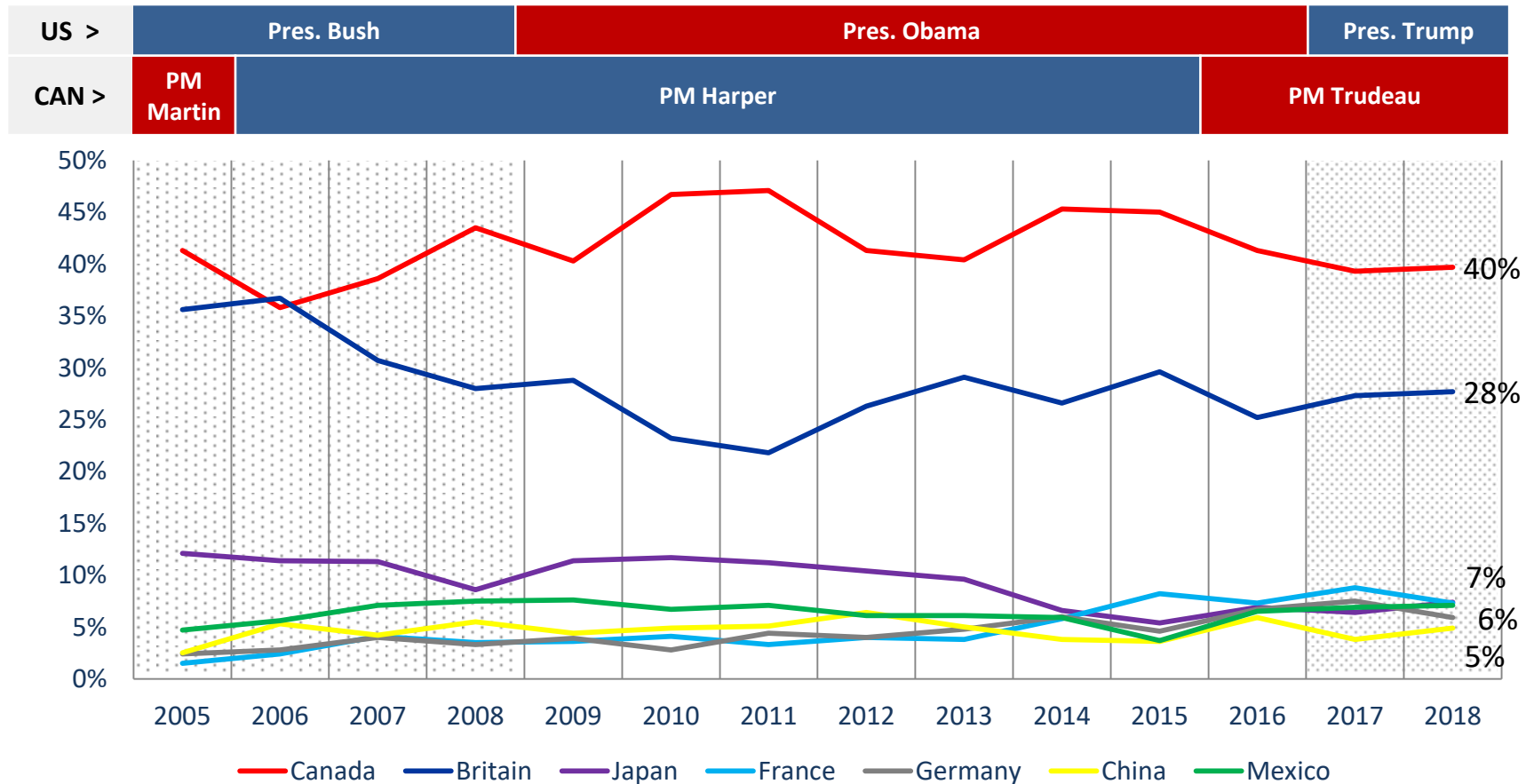
**Question:** Thinking about Canada in relation with the countries below, could you please identify the first and second ranked countries that are closest with Canada in terms of family values? [ROTATE][FIRST RANKED]



Contact: Nik Nanos  
 Ottawa: (613) 234-4666 x 237  
 Washington DC: (202) 697-9924  
[nik@nanos.co](mailto:nik@nanos.co)

# Americans on family values

Source: Nanos Research, representative online survey, July 30<sup>th</sup> and 31<sup>st</sup>, 2018, n=1000 Americans, accurate 3.1 percentage points plus or minus, 19 times out of 20.  
North American Monitor – Tracking perceptions on US-Canada relations. Any use of this research data should identify it as a “Nanos/UB Survey”

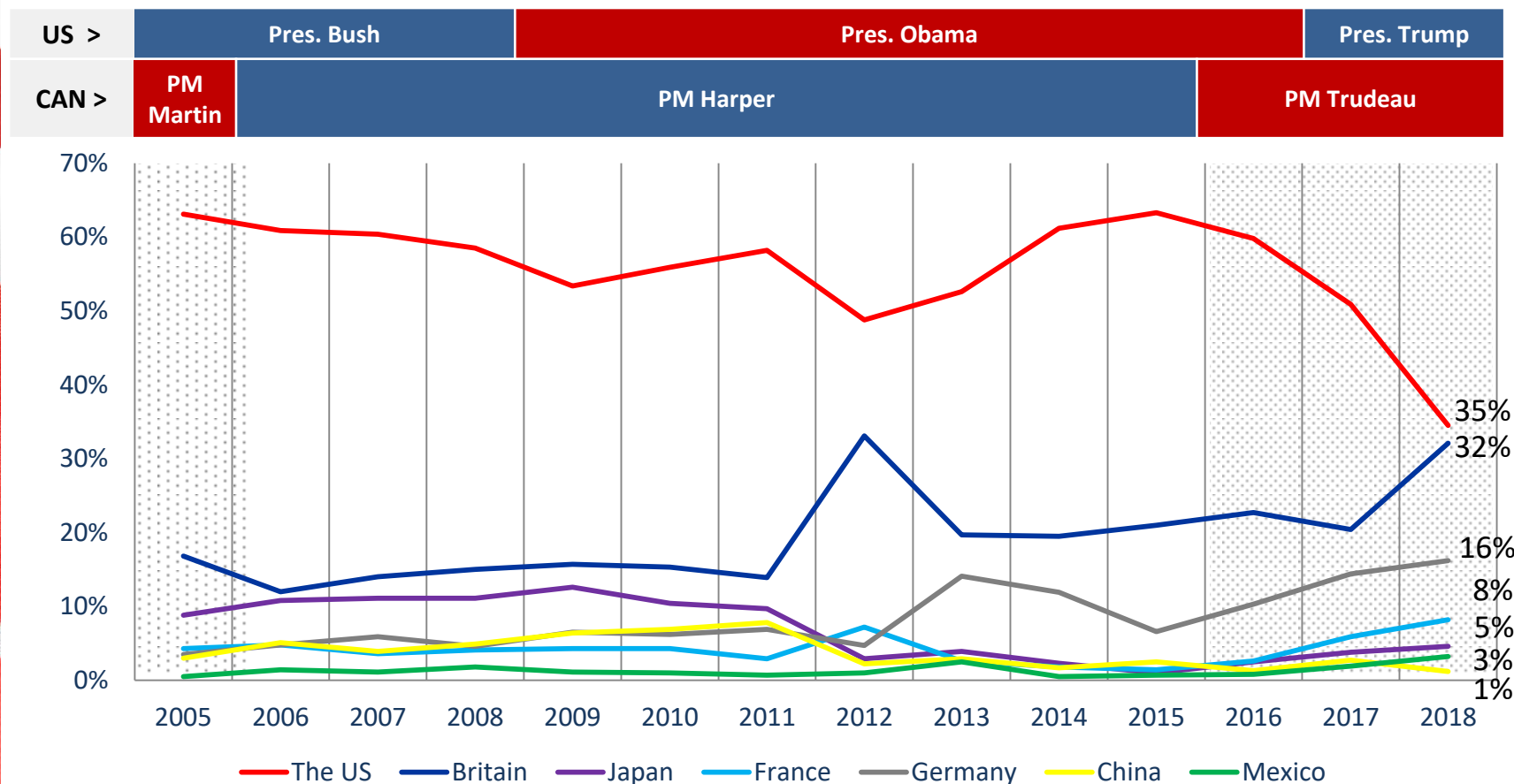


**Question:** Thinking about the US in relation with the countries below, could you please identify the first and second ranked countries that are closest with the United States in terms of family values? [ROTATE] [FIRST RANKED]



# Canadians on business values

Source: Nanos Research, RDD dual frame hybrid telephone and online random survey, June 26<sup>th</sup> and 28<sup>th</sup>, 2018, n=1000 Canadians, accurate 3.1 percentage points plus or minus, 19 times out of 20.  
North American Monitor – Tracking perceptions on US-Canada relations. Any use of this research data should identify it as a “Nanos/UB Survey”



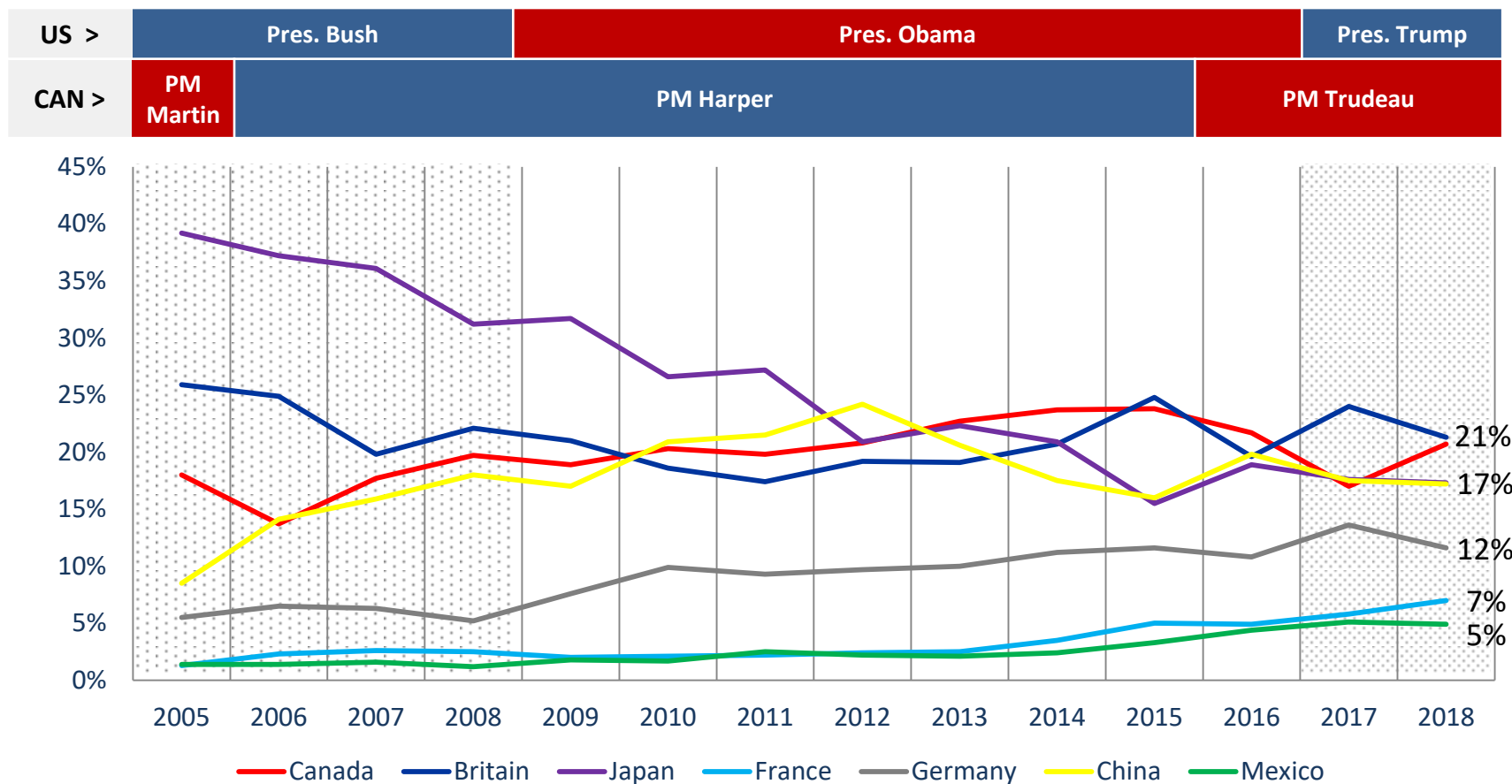
**Question:** Thinking about Canada in relation with the countries below, could you please rank the top two countries that are closest with Canada in terms of business values? [ROTATE][FIRST RANKED]



Contact: Nik Nanos  
Ottawa: (613) 234-4666 x 237  
Washington DC: (202) 697-9924  
nik@nanos.co

# Americans on business values

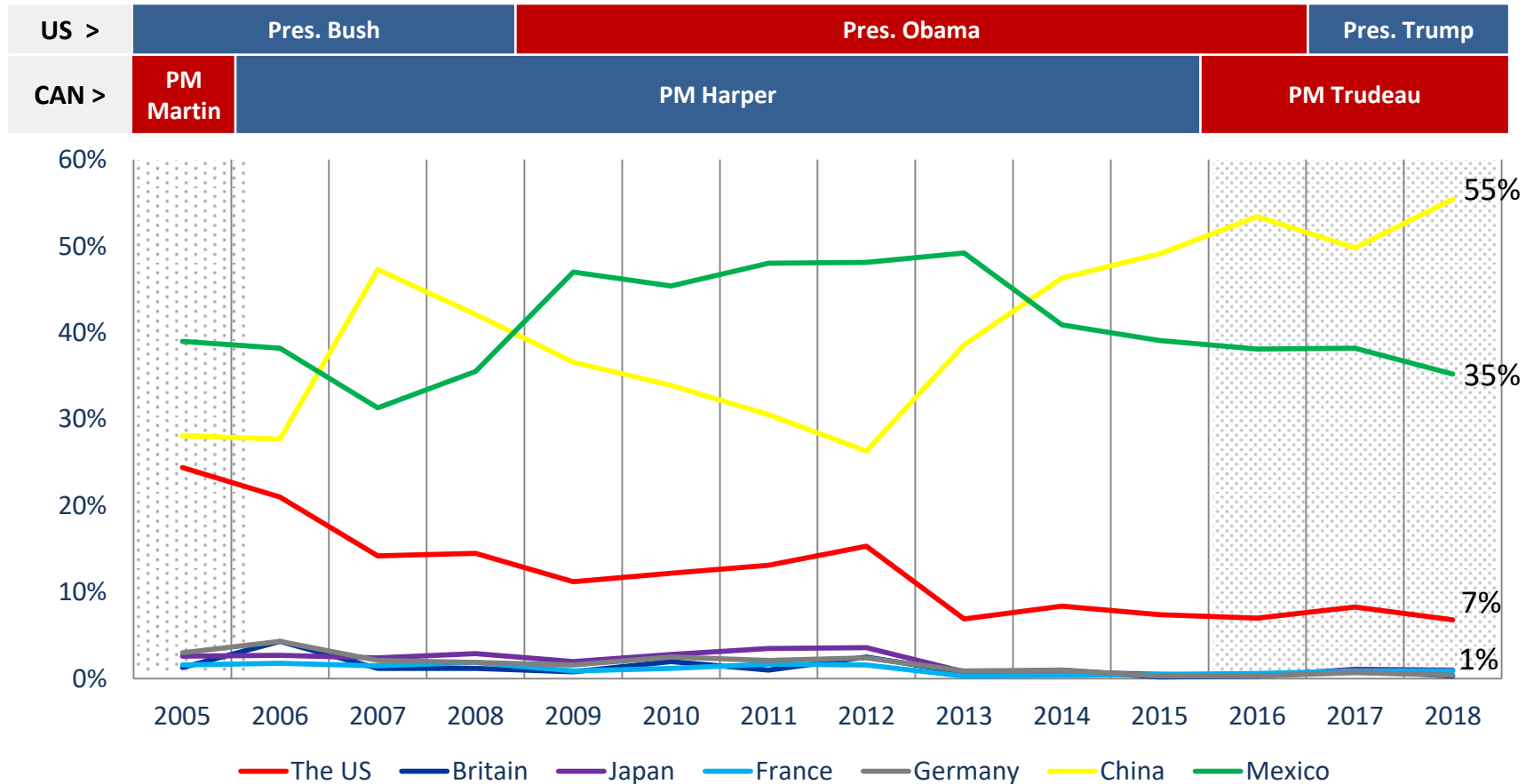
Source: Nanos Research, representative online survey, July 30<sup>th</sup> and 31<sup>st</sup>, 2018, n=1000 Americans, accurate 3.1 percentage points plus or minus, 19 times out of 20.  
North American Monitor – Tracking perceptions on US-Canada relations. Any use of this research data should identify it as a “Nanos/UB Survey”



**Question:** Thinking about the US in relation with the countries below, could you please rank the top two countries that are closest with the United States in terms of business values? [ROTATE] [FIRST RANKED]

# Canadians on inspecting goods

Source: Nanos Research, RDD dual frame hybrid telephone and online random survey, June 26<sup>th</sup> and 28<sup>th</sup>, 2018, n=1000 Canadians, accurate 3.1 percentage points plus or minus, 19 times out of 20. North American Monitor – Tracking perceptions on US-Canada relations. Any use of this research data should identify it as a “Nanos/UB Survey”



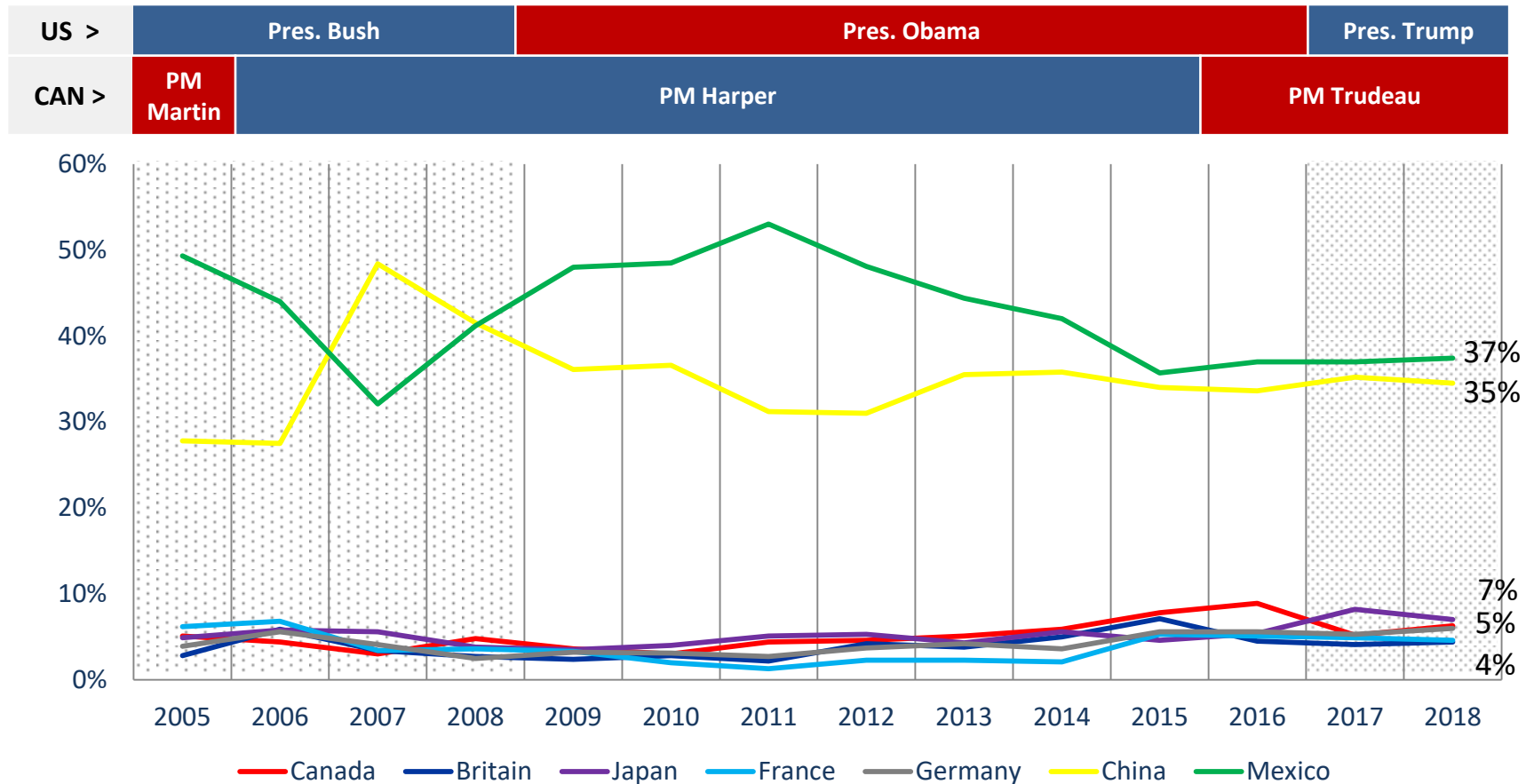
**Question:** Thinking about when a package or a shipping container of goods enters Canada from one of the countries below, please rank the first and second country that Canadian customs officials should thoroughly inspect the shipment. [ROTATE][FIRST RANKED]



Contact: Nik Nanos  
 Ottawa: (613) 234-4666 x 237  
 Washington DC: (202) 697-9924  
[nik@nanos.co](mailto:nik@nanos.co)

# Americans on inspecting goods

Source: Nanos Research, representative online survey, July 30<sup>th</sup> and 31<sup>st</sup>, 2018, n=1000 Americans, accurate 3.1 percentage points plus or minus, 19 times out of 20.  
North American Monitor – Tracking perceptions on US-Canada relations. Any use of this research data should identify it as a “Nanos/UB Survey”



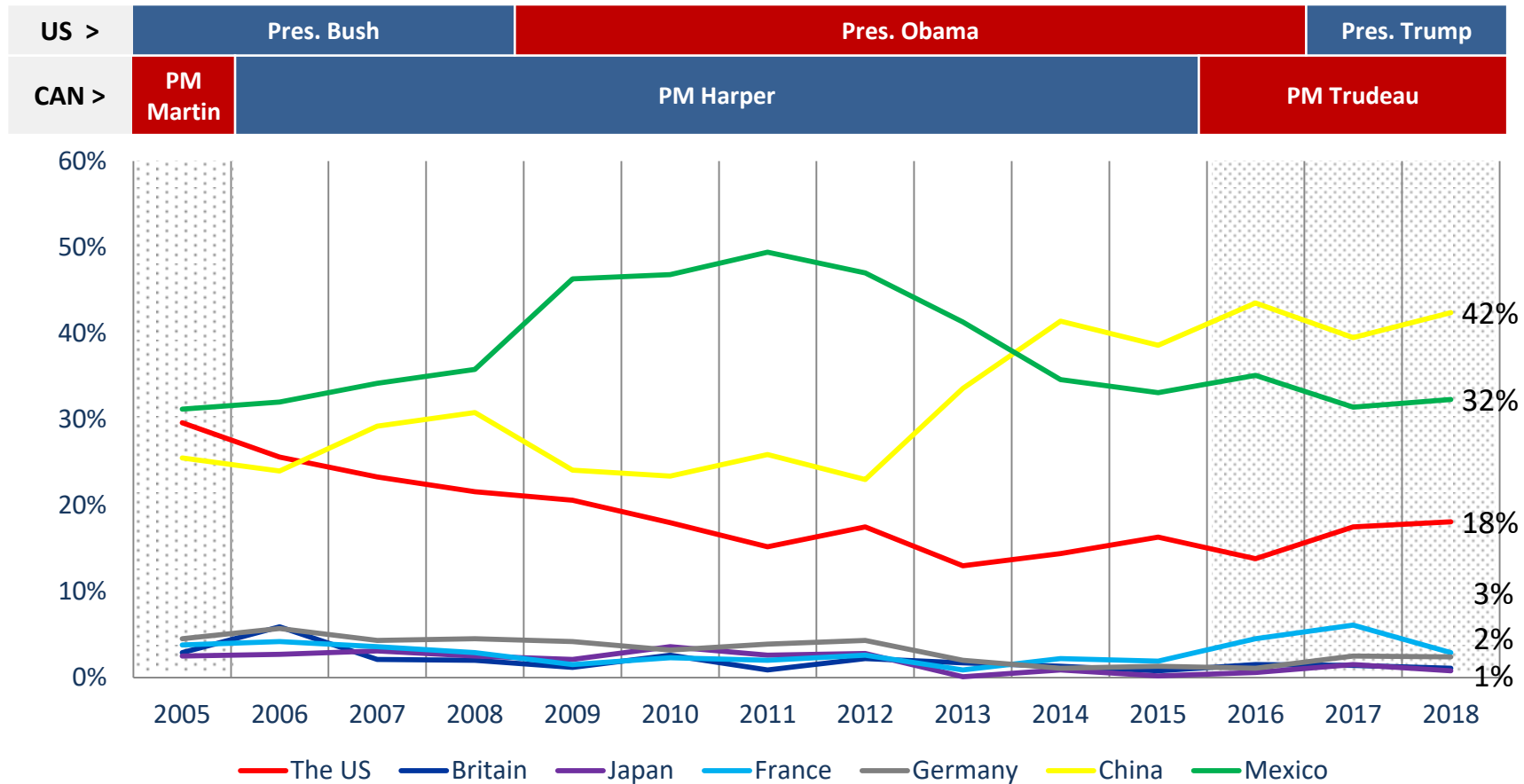
**Question:** Thinking about when a package or a shipping container of goods enters the United States from one of the countries below, please rank the first and second country that American customs officials should thoroughly inspect the shipment. [ROTATE] [FIRST RANKED]



Contact: Nik Nanos  
Ottawa: (613) 234-4666 x 237  
Washington DC: (202) 697-9924  
nik@nanos.co

# Canadians on questioning visitors

Source: Nanos Research, RDD dual frame hybrid telephone and online random survey, June 26<sup>th</sup> and 28<sup>th</sup>, 2018, n=1000 Canadians, accurate 3.1 percentage points plus or minus, 19 times out of 20. North American Monitor – Tracking perceptions on US-Canada relations. Any use of this research data should identify it as a “Nanos/UB Survey”



**Question:** Thinking about when a visitor from one of the countries below arrives at the Canadian border, please rank the first and second country whose visitors Canadian customs officials should question most thoroughly. [ROTATE]  
[FIRST RANKED]

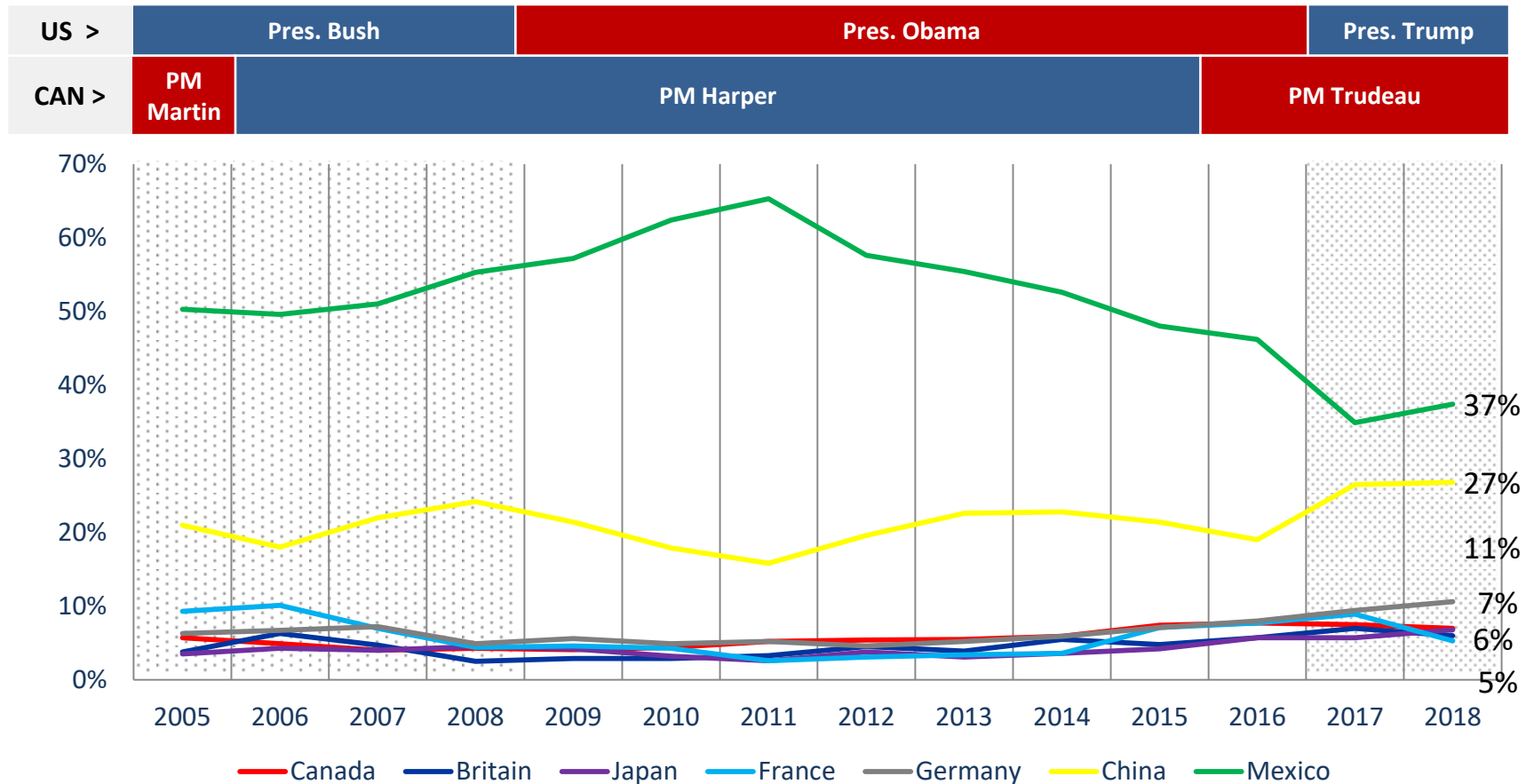


Contact: Nik Nanos  
Ottawa: (613) 234-4666 x 237  
Washington DC: (202) 697-9924  
nik@nanos.co



# Americans on questioning visitors

Source: Nanos Research, representative online survey, July 30<sup>th</sup> and 31<sup>st</sup>, 2018, n=1000 Americans, accurate 3.1 percentage points plus or minus, 19 times out of 20.  
North American Monitor – Tracking perceptions on US-Canada relations. Any use of this research data should identify it as a “Nanos/UB Survey”



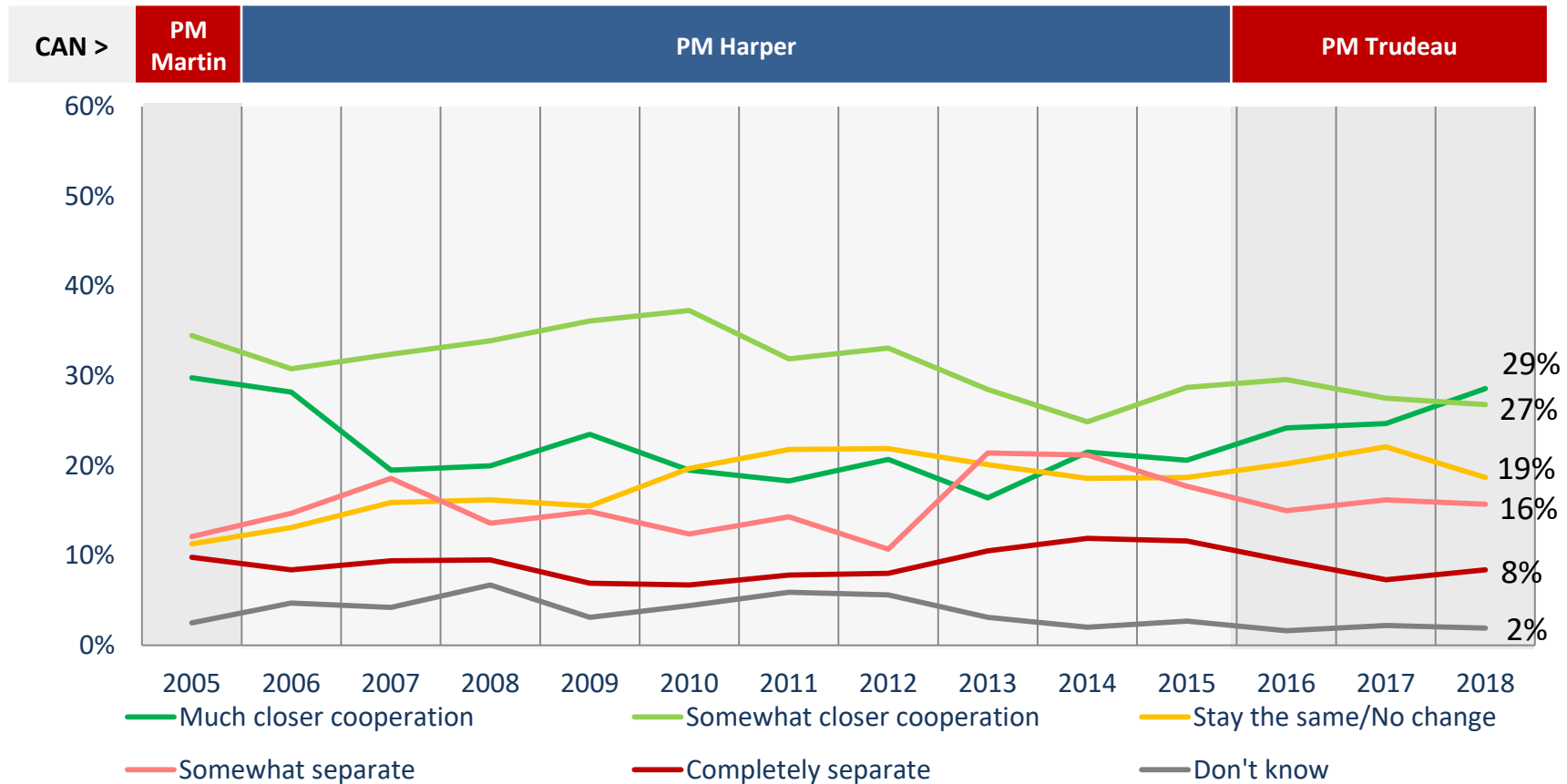
**Question:** Thinking about when a visitor from one of the countries below arrives at the US border, please rank the first and second country whose visitors American customs officials should question most thoroughly. [ROTATE] [FIRST RANKED]



Contact: Nik Nanos  
Ottawa: (613) 234-4666 x 237  
Washington DC: (202) 697-9924  
nik@nanos.co

# Canadians on national security

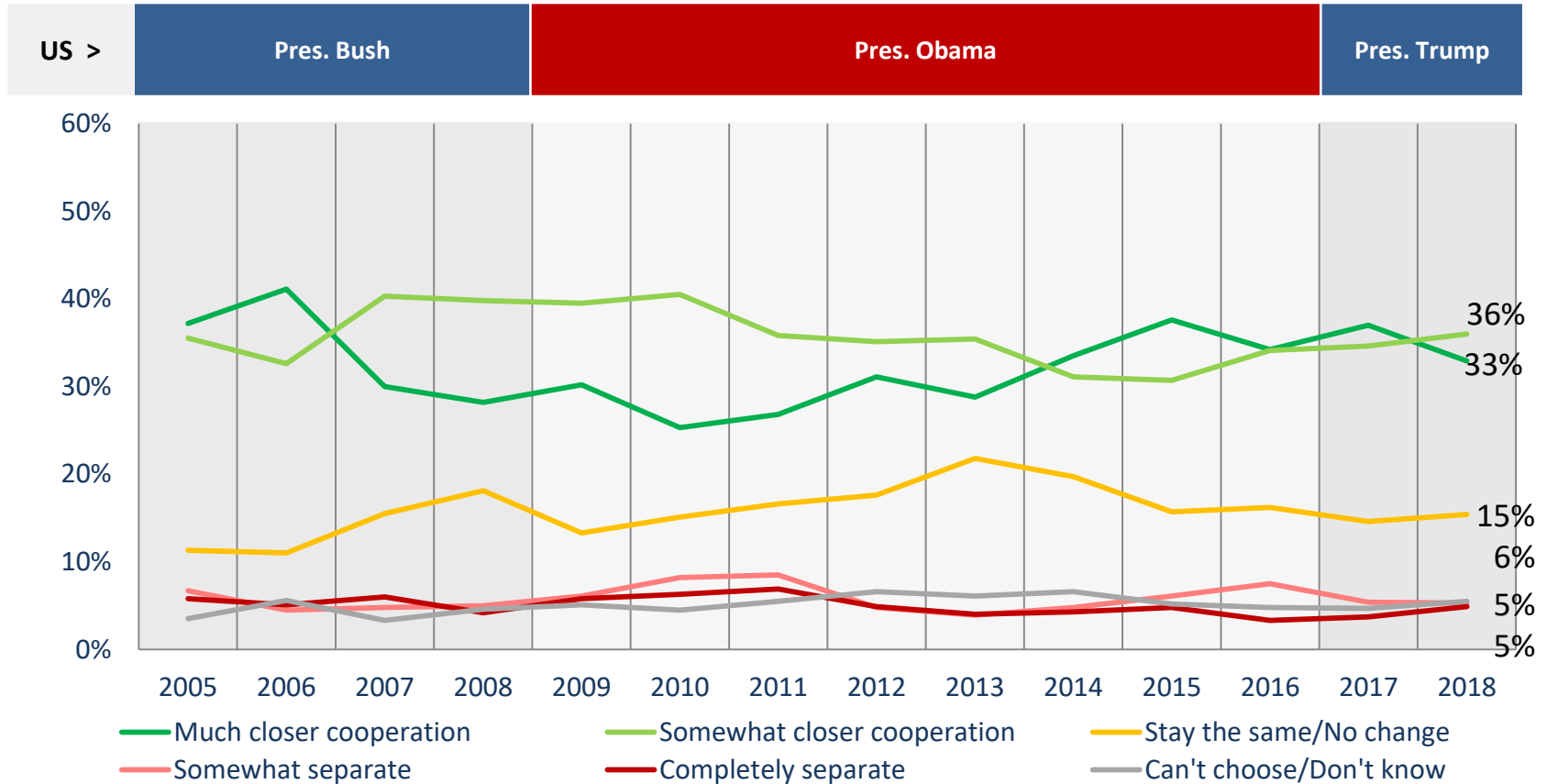
Source: Nanos Research, RDD dual frame hybrid telephone and online random survey, June 26<sup>th</sup> and 28<sup>th</sup>, 2018, n=1000 Canadians, accurate 3.1 percentage points plus or minus, 19 times out of 20.  
North American Monitor – Tracking perceptions on US-Canada relations. Any use of this research data should identify it as a “Nanos/UB Survey”



**Question:** In terms of national security (i.e., NATO, the United Nations), should the United States and Canada be moving towards greater and closer cooperation or should they be maintaining separate national security policies and priorities?

# Americans on national security

Source: Nanos Research, representative online survey, July 30<sup>th</sup> and 31<sup>st</sup>, 2018, n=1000 Americans, accurate 3.1 percentage points plus or minus, 19 times out of 20.  
North American Monitor – Tracking perceptions on US-Canada relations. Any use of this research data should identify it as a “Nanos/UB Survey”



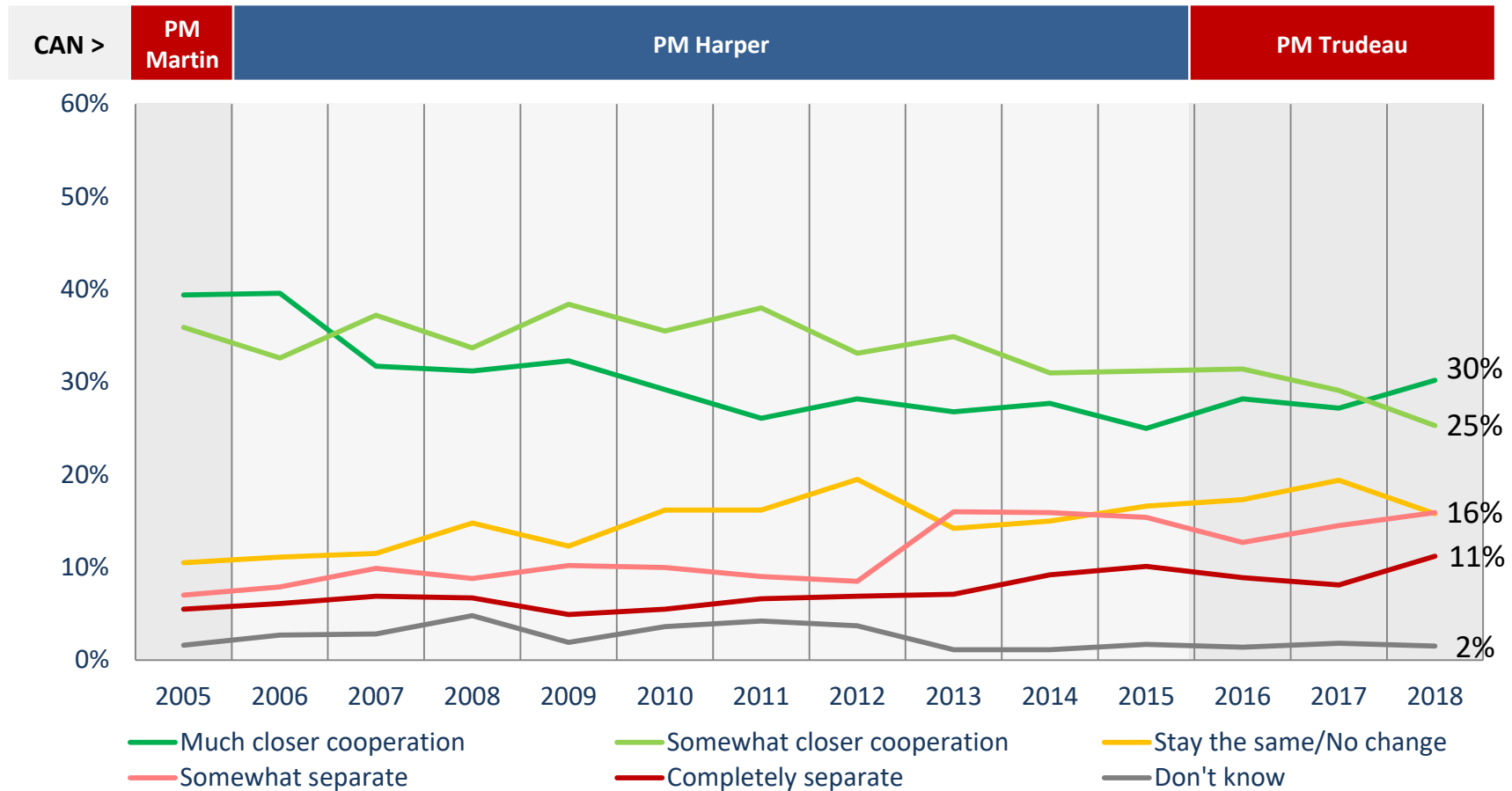
**Question:** In terms of national security (i.e., NATO, the United Nations), should the United States and Canada be moving towards greater and closer cooperation or should they be maintaining separate national security policies and priorities?



Contact: Nik Nanos  
Ottawa: (613) 234-4666 x 237  
Washington DC: (202) 697-9924  
nik@nanos.co

# Canadians on border security

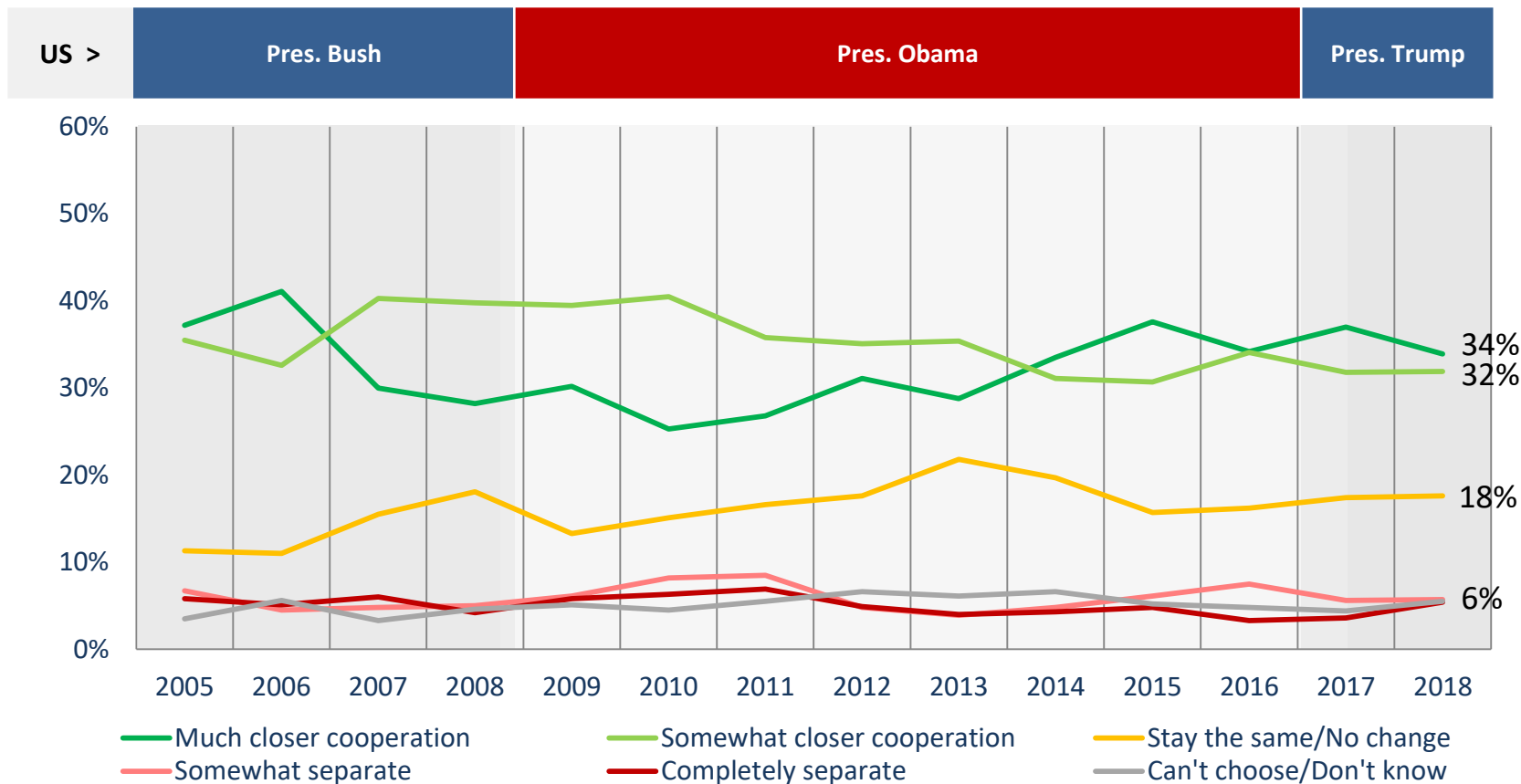
Source: Nanos Research, RDD dual frame hybrid telephone and online random survey, June 26<sup>th</sup> and 28<sup>th</sup>, 2018, n=1000 Canadians, accurate 3.1 percentage points plus or minus, 19 times out of 20.  
North American Monitor – Tracking perceptions on US-Canada relations. Any use of this research data should identify it as a “Nanos/UB Survey”



**Question:** In terms of border security, should the United States and Canada be moving towards greater and closer cooperation or should they be maintaining more separate policies and priorities?

# Americans on border security

Source: Nanos Research, representative online survey, July 30<sup>th</sup> and 31<sup>st</sup>, 2018, n=1000 Americans, accurate 3.1 percentage points plus or minus, 19 times out of 20.  
North American Monitor – Tracking perceptions on US-Canada relations. Any use of this research data should identify it as a “Nanos/UB Survey”

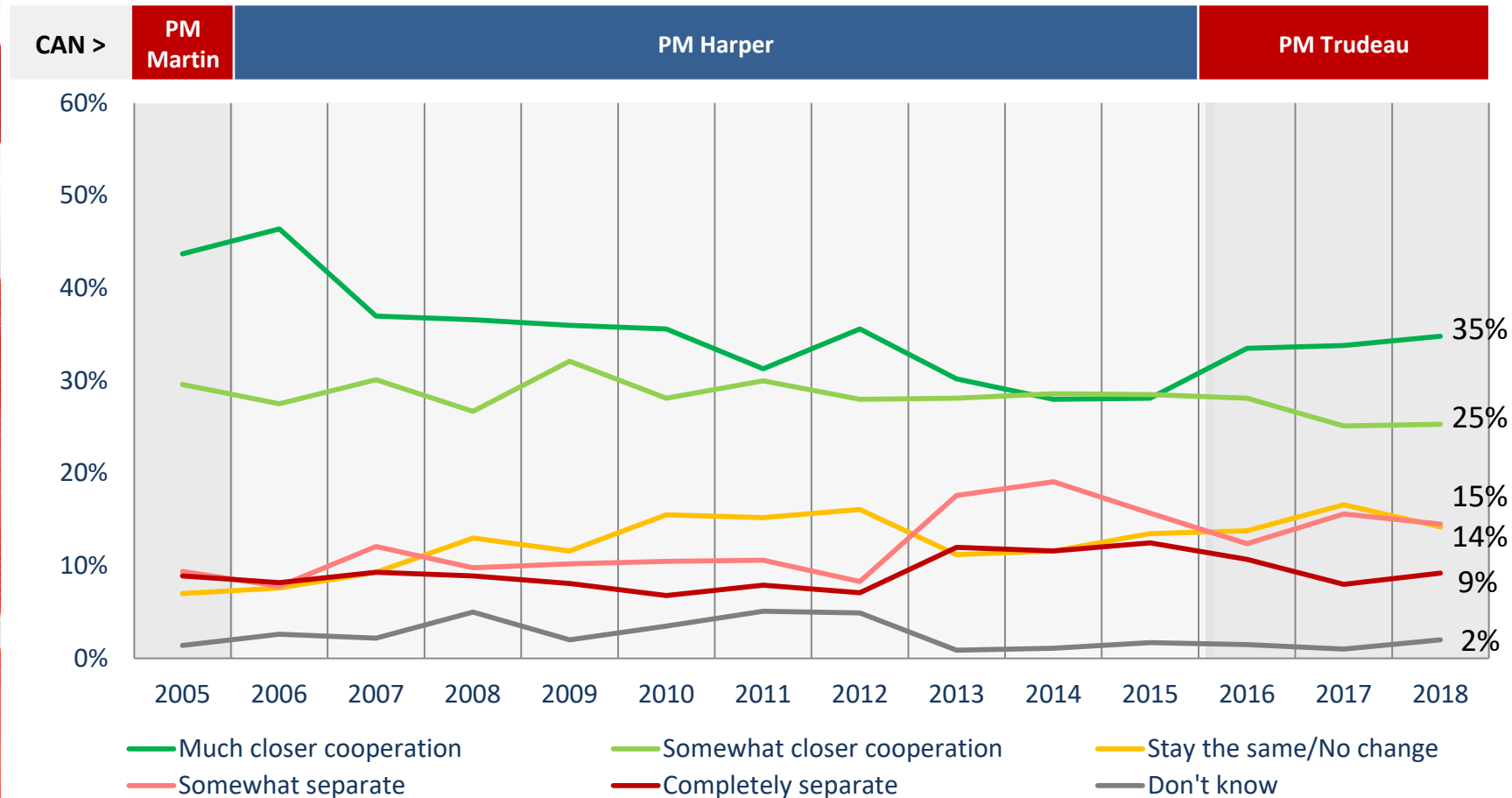


**Question:** In terms of border security, should the United States and Canada be moving towards greater and closer cooperation or should they be maintaining more separate policies and priorities?



# Canadians on anti-terrorism

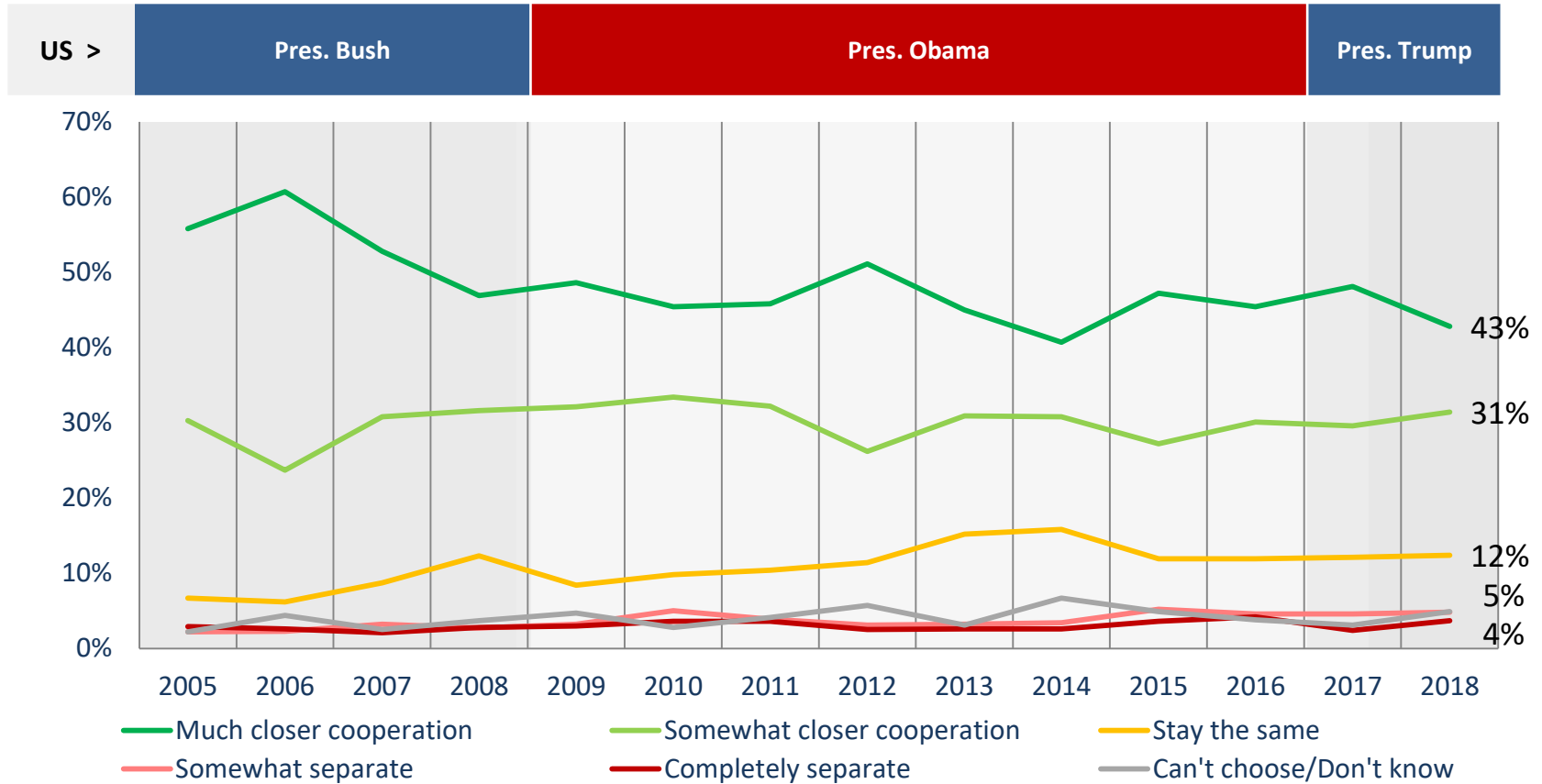
Source: Nanos Research, RDD dual frame hybrid telephone and online random survey, June 26<sup>th</sup> and 28<sup>th</sup>, 2018, n=1000 Canadians, accurate 3.1 percentage points plus or minus, 19 times out of 20.  
North American Monitor – Tracking perceptions on US-Canada relations. Any use of this research data should identify it as a “Nanos/UB Survey”



**Question:** In terms of anti-terrorism measures, should the United States and Canada be moving towards greater and closer cooperation or should they be maintaining more separate policies and priorities?

# Americans on anti-terrorism

Source: Nanos Research, representative online survey, July 30<sup>th</sup> and 31<sup>st</sup>, 2018, n=1000 Americans, accurate 3.1 percentage points plus or minus, 19 times out of 20.  
North American Monitor – Tracking perceptions on US-Canada relations. Any use of this research data should identify it as a “Nanos/UB Survey”



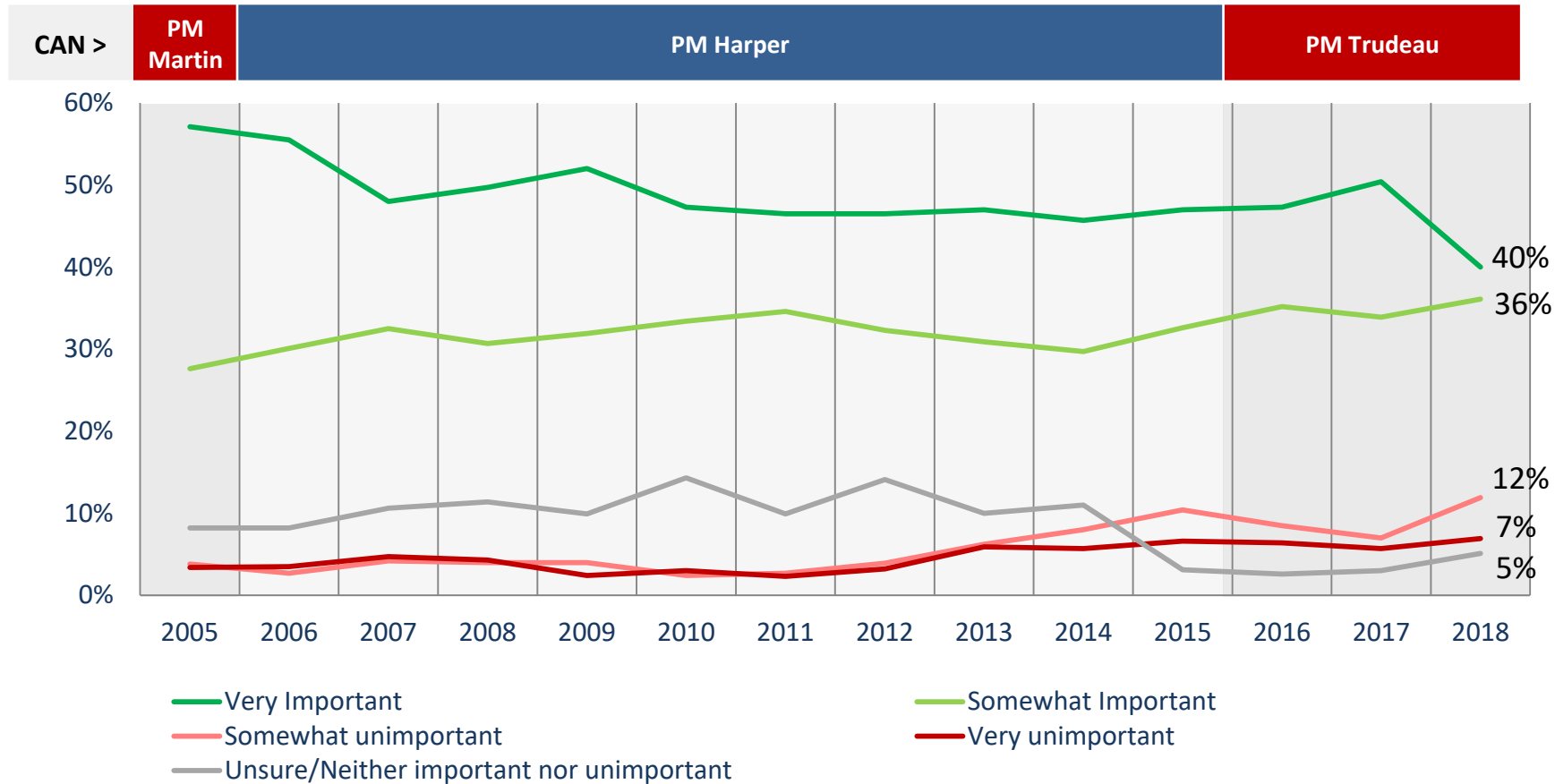
**Question:** In terms of anti-terrorism measures, should the United States and Canada be moving towards greater and closer cooperation or should they be maintaining more separate policies and priorities?



Contact: Nik Nanos  
Ottawa: (613) 234-4666 x 237  
Washington DC: (202) 697-9924  
[nik@nanos.co](mailto:nik@nanos.co)

# Canadians on developing an energy policy

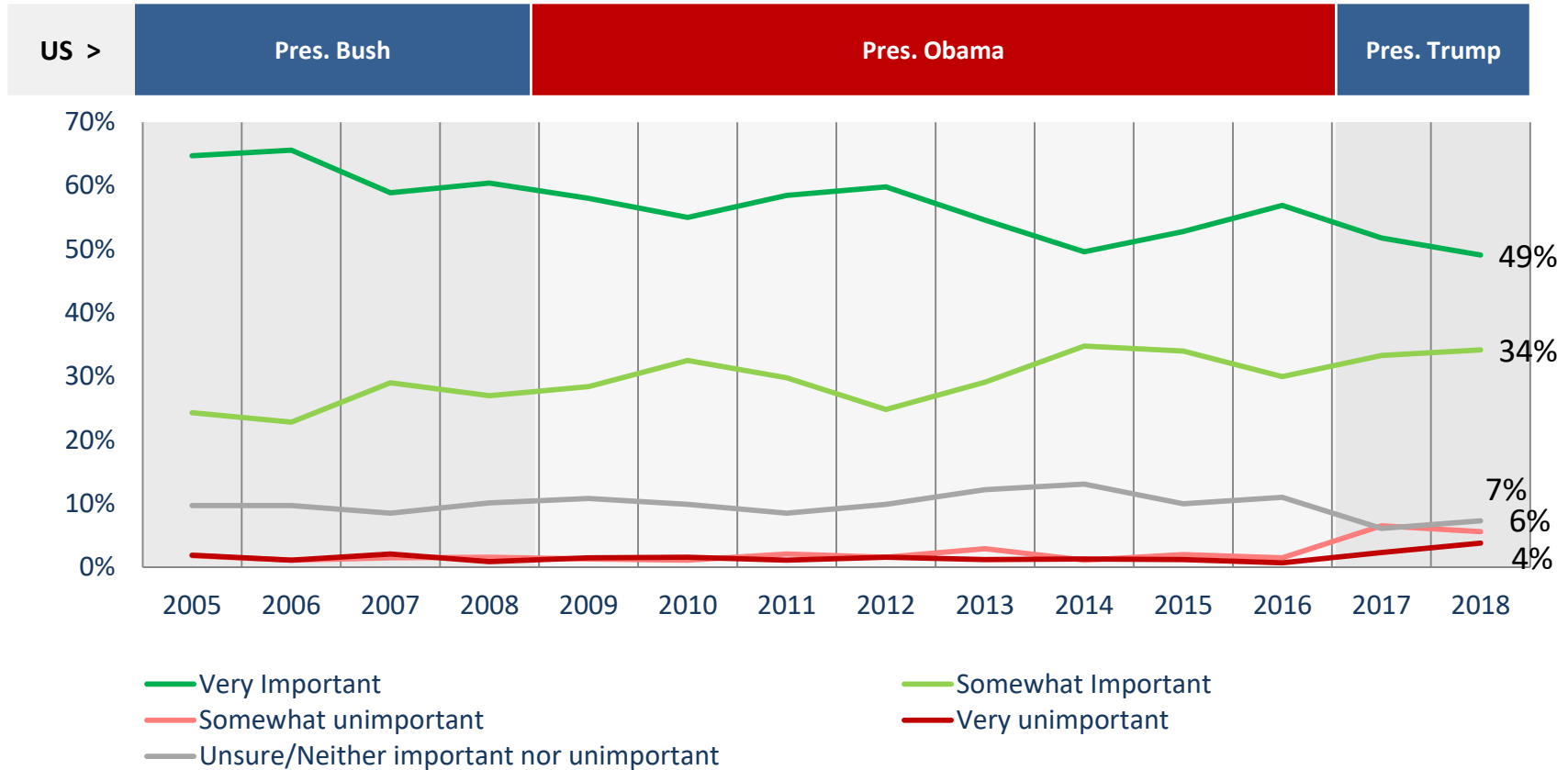
Source: Nanos Research, RDD dual frame hybrid telephone and online random survey, June 26<sup>th</sup> and 28<sup>th</sup>, 2018, n=1000 Canadians, accurate 3.1 percentage points plus or minus, 19 times out of 20.  
North American Monitor – Tracking perceptions on US-Canada relations. Any use of this research data should identify it as a “Nanos/UB Survey”



**Question:** In your opinion, how important or unimportant is it for the United States and Canada to work together to develop an integrated energy policy to remove any dependence on Middle East oil? Is it very important, somewhat important, somewhat unimportant or very unimportant?

# Americans on developing an energy policy

Source: Nanos Research, representative online survey, July 30<sup>th</sup> and 31<sup>st</sup>, 2018, n=1000 Americans, accurate 3.1 percentage points plus or minus, 19 times out of 20.  
North American Monitor – Tracking perceptions on US-Canada relations. Any use of this research data should identify it as a “Nanos/UB Survey”



**Question:** In your opinion, how important or unimportant is it for the United States and Canada to work together to develop an integrated energy policy to remove any dependence on Middle East oil? Is it very important, somewhat important, somewhat unimportant or very unimportant?



# Methodology



# Methodology

The Nanos-UB North American Monitor is conducted by the Nanos Research Corporation, which is headquartered in Canada and operates both in Canada and the United States. Parallel questions on bi-national issues are tracked by means of a hybrid telephone and online random sample of Canadians in the month of June, and a random representative online sample of Americans conducted in the month of July.

A Nanos RDD dual frame (land- and cell-lines) hybrid telephone and online random survey of 1,000 Canadians was conducted between June 26<sup>th</sup> and 28<sup>th</sup>, 2018 as part of an omnibus survey. Participants were randomly recruited by telephone using live agents and administered a survey online. The sample included both land- and cell-lines across Canada. The results were statistically checked and weighted using the latest Census data. The margin of error for a random survey of 1,000 Canadians is  $\pm 3.1$  percentage points, 19 times out of 20.

Between July 30<sup>th</sup> and July 31<sup>st</sup>, 2018, a random representative online survey of 1,000 Americans was conducted. Results were statistically checked and weighted using the latest Census data.

# About Nanos

Nanos is one of North America's most trusted research and strategy organizations. Our team of professionals is regularly called upon by senior executives to deliver superior intelligence and market advantage whether it be helping to chart a path forward, managing a reputation or brand risk or understanding the trends that drive success. Services range from traditional telephone surveys, through to elite in-depth interviews, online research and focus groups. Nanos clients range from Fortune 500 companies through to leading advocacy groups interested in understanding and shaping the public landscape. Whether it is understanding your brand or reputation, customer needs and satisfaction, engaging employees or testing new ads or products, Nanos provides insight you can trust.



View our brochure

**Nik Nanos** FMRIA

Chairman, Nanos Research Group

Ottawa (613) 234-4666 ext. 237

Washington DC (202) 697-9924

[nik@nanos.co](mailto:nik@nanos.co)



# Tabulations

Confidential

**NORTH AMERICAN MONITOR**  
*Tracking perceptions on US-Canada relations*  
**OPINIONS OF CANADIANS**



			Region						Gender		Age		
			Canada 2018-06	Atlantic	Quebec	Ontario	Prairies	British Columbia	Male	Female	18 to 34	35 to 54	55 plus
Question - Canada should follow its own interests, even if this leads to conflict with other nations. Do you strongly agree, agree, neither agree nor disagree, disagree, or strongly disagree?	Total	Unwgt N	1000	100	250	300	200	150	520	480	178	329	493
		Wgt N	1000	100	250	300	200	150	491	509	271	340	389
	Strongly Agree	%	22.8	30.7	19.6	17.5	24.6	31.2	25.1	20.6	29.1	20.4	20.6
	Agree	%	41.0	37.6	42.3	44.7	40.6	34.4	40.3	41.7	36.1	42.0	43.6
	Neither agree nor disagree	%	20.5	17.2	23.3	18.3	20.6	22.6	18.0	22.9	20.0	21.6	20.0
	Disagree	%	11.1	6.2	10.0	14.1	11.9	8.9	12.6	9.6	9.1	11.6	12.0
	Strongly disagree	%	1.3	2.0	1.2	1.8	0.8	1.0	2.0	0.7	2.1	1.8	0.5
	Don't know	%	3.2	6.3	3.5	3.6	1.5	1.9	1.9	4.3	3.7	2.5	3.4

Nanos conducted an RDD dual frame (land- and cell- lines) hybrid telephone and online random survey of 1,000 Canadians, 18 years of age or older, between June 26<sup>th</sup> and 28<sup>th</sup>, 2018. The margin of error for a random survey of 1,000 Canadians is  $\pm 3.1$  percentage points, 19 times out of 20.

[www.nanosresearch.com](http://www.nanosresearch.com)

**NORTH AMERICAN MONITOR**  
*Tracking perceptions on US-Canada relations*  
**OPINIONS OF CANADIANS**



Thinking about Canada in relation with the countries below, could you please identify the first and second ranked countries that are closest with Canada in terms of human rights? [RANDOMIZE]

			Region						Gender		Age		
			Canada 2018-06	Atlantic	Quebec	Ontario	Prairies	British Columbia	Male	Female	18 to 34	35 to 54	55 plus
Question - First ranked response	Total	Unwgt N	946	94	240	282	187	143	498	448	173	310	463
		Wgt N	945	94	240	283	187	142	468	477	262	320	363
	The US	%	14.4	8.7	7.3	19.7	22.3	9.1	16.8	12.0	11.1	16.8	14.6
	Britain	%	44.7	49.5	40.9	41.2	47.9	50.8	40.5	48.8	44.9	42.8	46.3
	Japan	%	2.1	0.9	1.6	1.3	3.2	3.5	3.1	1.0	2.4	1.4	2.4
	France	%	17.2	15.3	28.6	13.7	11.7	13.5	17.0	17.4	18.2	19.3	14.6
	Germany	%	20.8	25.6	19.0	23.8	14.3	23.1	21.9	19.6	22.6	17.8	22.1
	China	%	0.3	0.0	0.4	0.3	0.6	0.0	0.2	0.4	0.0	0.9	0.0
	Mexico	%	0.6	0.0	2.2	0.0	0.0	0.0	0.4	0.7	0.8	1.0	0.0

Nanos conducted an RDD dual frame (land- and cell- lines) hybrid telephone and online random survey of 1,000 Canadians, 18 years of age or older, between June 26<sup>th</sup> and 28<sup>th</sup>, 2018. The margin of error for a random survey of 1,000 Canadians is  $\pm 3.1$  percentage points, 19 times out of 20.

[www.nanosresearch.com](http://www.nanosresearch.com)



**NORTH AMERICAN MONITOR**  
*Tracking perceptions on US-Canada relations*  
**OPINIONS OF CANADIANS**



Thinking about Canada in relation with the countries below, could you please identify the first and second ranked countries that are closest with Canada in terms of human rights? [RANDOMIZE]

			Region						Gender		Age		
			Canada 2018-06	Atlantic	Quebec	Ontario	Prairies	British Columbia	Male	Female	18 to 34	35 to 54	55 plus
Question - Second ranked response	Total	Unwgt N	931	92	236	280	184	139	491	440	167	303	461
		Wgt N	928	92	236	279	183	137	462	465	252	313	363
	The US	%	10.4	14.2	7.9	9.8	13.7	9.1	11.6	9.2	6.7	13.1	10.7
	Britain	%	34.9	39.8	28.5	38.8	37.3	31.3	35.5	34.2	30.0	36.5	36.8
	Japan	%	4.2	3.4	4.3	4.2	4.7	4.1	5.6	2.9	3.3	6.2	3.2
	France	%	22.4	11.8	33.7	19.5	14.1	27.3	21.1	23.7	28.3	18.7	21.5
	Germany	%	26.4	29.7	23.4	26.4	29.5	25.5	25.1	27.7	28.7	23.5	27.4
	China	%	1.4	1.0	2.2	1.4	0.6	1.1	1.0	1.8	2.0	2.1	0.3
	Mexico	%	0.3	0.0	0.0	0.0	0.0	1.7	0.0	0.5	1.0	0.0	0.0

Nanos conducted an RDD dual frame (land- and cell- lines) hybrid telephone and online random survey of 1,000 Canadians, 18 years of age or older, between June 26<sup>th</sup> and 28<sup>th</sup>, 2018. The margin of error for a random survey of 1,000 Canadians is  $\pm 3.1$  percentage points, 19 times out of 20.

[www.nanosresearch.com](http://www.nanosresearch.com)

**NORTH AMERICAN MONITOR**  
*Tracking perceptions on US-Canada relations*  
**OPINIONS OF CANADIANS**



Thinking about Canada in relation with the countries below, could you please identify the first and second ranked countries that are closest with Canada in terms of family values? [RANDOMIZE]

			Region						Gender		Age		
			Canada 2018-06	Atlantic	Quebec	Ontario	Prairies	British Columbia	Male	Female	18 to 34	35 to 54	55 plus
Question - First ranked response	Total	Unwgt N	903	89	225	270	181	138	477	426	166	294	443
		Wgt N	906	90	225	271	183	138	450	456	255	303	348
	The US	%	19.7	14.9	12.4	20.8	29.7	19.3	25.0	14.5	18.4	22.2	18.5
	Britain	%	46.1	52.1	37.6	52.6	42.0	48.7	44.8	47.4	44.7	40.9	51.7
	Japan	%	5.1	5.8	7.6	3.3	4.8	4.6	5.8	4.5	3.8	4.9	6.3
	France	%	14.8	12.7	26.1	11.2	9.7	11.8	12.4	17.2	20.9	15.2	10.1
	Germany	%	12.5	14.5	13.2	10.4	12.5	14.3	9.8	15.1	11.5	13.9	12.1
	China	%	0.6	0.0	0.9	0.7	0.8	0.0	0.8	0.4	0.4	1.2	0.2
	Mexico	%	1.1	0.0	2.3	0.9	0.4	1.3	1.4	0.9	0.4	1.7	1.2

Nanos conducted an RDD dual frame (land- and cell- lines) hybrid telephone and online random survey of 1,000 Canadians, 18 years of age or older, between June 26<sup>th</sup> and 28<sup>th</sup>, 2018. The margin of error for a random survey of 1,000 Canadians is  $\pm 3.1$  percentage points, 19 times out of 20.

[www.nanosresearch.com](http://www.nanosresearch.com)

**NORTH AMERICAN MONITOR**  
*Tracking perceptions on US-Canada relations*  
**OPINIONS OF CANADIANS**



Thinking about Canada in relation with the countries below, could you please identify the first and second ranked countries that are closest with Canada in terms of family values? [RANDOMIZE]

			Region						Gender		Age		
			Canada 2018-06	Atlantic	Quebec	Ontario	Prairies	British Columbia	Male	Female	18 to 34	35 to 54	55 plus
Question - Second ranked response	Total	Unwgt N	860	86	216	258	172	128	463	397	154	276	430
		Wgt N	856	85	216	256	173	126	432	424	236	283	337
	The US	%	19.6	27.4	15.0	18.3	25.3	17.2	19.8	19.5	17.3	23.4	18.1
	Britain	%	33.0	31.3	25.2	33.3	40.8	35.9	33.7	32.2	33.5	35.9	30.2
	Japan	%	4.7	4.8	5.3	6.1	2.6	3.6	5.8	3.6	2.4	5.0	6.0
	France	%	22.8	14.1	32.9	24.6	15.6	17.9	20.7	25.0	25.8	20.9	22.4
	Germany	%	17.6	20.2	17.7	16.8	13.1	23.5	17.9	17.3	19.8	12.8	20.1
	China	%	0.9	1.2	1.4	0.9	0.5	0.5	1.3	0.5	1.1	0.7	0.9
	Mexico	%	1.4	1.0	2.5	0.0	2.2	1.5	0.9	1.9	0.0	1.5	2.3

Nanos conducted an RDD dual frame (land- and cell- lines) hybrid telephone and online random survey of 1,000 Canadians, 18 years of age or older, between June 26<sup>th</sup> and 28<sup>th</sup>, 2018. The margin of error for a random survey of 1,000 Canadians is  $\pm 3.1$  percentage points, 19 times out of 20.

[www.nanosresearch.com](http://www.nanosresearch.com)

**NORTH AMERICAN MONITOR**  
*Tracking perceptions on US-Canada relations*  
**OPINIONS OF CANADIANS**



Thinking about Canada in relation with the countries below, could you please identify the first and second ranked countries that are closest with Canada in terms of business values? [RANDOMIZE]

			Region						Gender		Age		
			Canada 2018-06	Atlantic	Quebec	Ontario	Prairies	British Columbia	Male	Female	18 to 34	35 to 54	55 plus
Question - First ranked response	Total	Unwgt N	875	87	216	262	182	128	479	396	154	288	433
		Wgt N	871	86	216	259	184	126	453	417	235	296	339
	The US	%	34.5	26.1	31.5	36.1	41.3	32.4	37.3	31.5	39.2	36.8	29.3
	Britain	%	32.1	42.8	24.5	33.6	33.2	32.9	30.6	33.7	29.0	31.8	34.5
	Japan	%	4.6	5.5	5.4	4.2	4.0	4.3	5.5	3.7	5.6	2.8	5.5
	France	%	8.2	3.9	14.6	8.5	3.0	6.9	8.6	7.7	10.0	8.1	6.9
	Germany	%	16.2	19.4	19.1	15.2	12.3	17.0	14.5	18.2	10.2	16.1	20.6
	China	%	1.2	1.1	2.4	0.7	0.9	0.5	0.8	1.6	0.0	1.7	1.5
	Mexico	%	3.2	1.1	2.4	1.7	5.3	6.0	2.7	3.7	6.0	2.7	1.7

Nanos conducted an RDD dual frame (land- and cell- lines) hybrid telephone and online random survey of 1,000 Canadians, 18 years of age or older, between June 26<sup>th</sup> and 28<sup>th</sup>, 2018. The margin of error for a random survey of 1,000 Canadians is  $\pm 3.1$  percentage points, 19 times out of 20.

[www.nanosresearch.com](http://www.nanosresearch.com)

**NORTH AMERICAN MONITOR**  
*Tracking perceptions on US-Canada relations*  
**OPINIONS OF CANADIANS**



Thinking about Canada in relation with the countries below, could you please identify the first and second ranked countries that are closest with Canada in terms of business values? [RANDOMIZE]

			Region						Gender		Age		
			Canada 2018-06	Atlantic	Quebec	Ontario	Prairies	British Columbia	Male	Female	18 to 34	35 to 54	55 plus
Question - Second ranked response	Total	Unwgt N	813	82	197	249	162	123	448	365	144	258	411
		Wgt N	806	81	196	246	164	120	421	385	223	263	320
	The US	%	24.9	35.4	21.5	25.9	25.3	20.8	27.1	22.5	25.1	23.8	25.7
	Britain	%	33.4	29.2	26.1	34.4	39.1	38.3	31.4	35.6	33.4	34.3	32.6
	Japan	%	6.5	5.4	9.5	3.7	8.8	4.9	6.3	6.6	7.3	6.4	6.0
	France	%	8.3	4.1	14.0	5.2	7.6	8.9	7.8	8.8	6.2	9.2	8.9
	Germany	%	21.9	22.3	23.8	23.9	17.3	20.7	22.7	21.0	20.1	21.0	24.0
	China	%	2.4	0.9	3.1	4.1	0.0	2.1	2.3	2.5	4.3	1.8	1.6
	Mexico	%	2.6	2.8	2.1	2.8	1.8	4.3	2.3	3.1	3.7	3.4	1.3

Nanos conducted an RDD dual frame (land- and cell- lines) hybrid telephone and online random survey of 1,000 Canadians, 18 years of age or older, between June 26<sup>th</sup> and 28<sup>th</sup>, 2018. The margin of error for a random survey of 1,000 Canadians is  $\pm 3.1$  percentage points, 19 times out of 20.

[www.nanosresearch.com](http://www.nanosresearch.com)



**NORTH AMERICAN MONITOR**  
*Tracking perceptions on US-Canada relations*  
**OPINIONS OF CANADIANS**



Thinking about when a package or a shipping container of goods enters Canada from one of the countries below, please rank the first and second country that Canadians customs officials should thoroughly inspect the shipment. [RANDOMIZE]

			Region						Gender		Age		
			Canada 2018-06	Atlantic	Quebec	Ontario	Prairies	British Columbia	Male	Female	18 to 34	35 to 54	55 plus
Question - First ranked response	Total	Unwgt N	894	85	218	269	183	139	470	424	159	289	446
		Wgt N	890	84	218	270	181	138	444	446	241	298	351
	The US	%	6.8	7.8	9.4	5.8	3.2	8.6	6.7	6.9	10.4	3.4	7.2
	Britain	%	0.3	1.1	0.0	0.7	0.0	0.0	0.2	0.4	0.4	0.3	0.3
	Japan	%	1.0	0.0	2.2	1.4	0.0	0.0	1.1	0.9	0.0	1.6	1.1
	France	%	0.9	1.7	1.3	0.9	1.0	0.0	1.3	0.5	1.1	0.8	0.9
	Germany	%	0.4	0.0	0.5	0.3	0.4	0.4	0.3	0.5	0.0	0.6	0.4
	China	%	55.4	58.7	51.7	56.5	54.2	58.8	55.8	55.1	60.2	53.9	53.4
	Mexico	%	35.2	30.6	34.9	34.3	41.3	32.2	34.6	35.8	27.9	39.2	36.8

Nanos conducted an RDD dual frame (land- and cell- lines) hybrid telephone and online random survey of 1,000 Canadians, 18 years of age or older, between June 26<sup>th</sup> and 28<sup>th</sup>, 2018. The margin of error for a random survey of 1,000 Canadians is  $\pm 3.1$  percentage points, 19 times out of 20.

[www.nanosresearch.com](http://www.nanosresearch.com)

**NORTH AMERICAN MONITOR**  
*Tracking perceptions on US-Canada relations*  
**OPINIONS OF CANADIANS**



Thinking about when a package or a shipping container of goods enters Canada from one of the countries below, please rank the first and second country that Canadians customs officials should thoroughly inspect the shipment. [RANDOMIZE]

			Region						Gender		Age		
			Canada 2018-06	Atlantic	Quebec	Ontario	Prairies	British Columbia	Male	Female	18 to 34	35 to 54	55 plus
Question - Second ranked response	Total	Unwgt N	808	79	184	248	173	124	436	372	145	248	415
		Wgt N	798	78	183	250	166	120	410	388	219	255	323
	The US	%	12.0	9.4	14.4	10.9	7.9	18.1	12.5	11.6	15.1	11.3	10.6
	Britain	%	0.5	0.0	1.0	0.8	0.4	0.0	0.8	0.2	0.4	0.7	0.5
	Japan	%	2.1	2.5	2.9	1.5	1.9	1.8	0.9	3.2	2.6	2.5	1.3
	France	%	0.9	1.3	0.6	0.9	1.8	0.0	1.3	0.5	1.2	0.6	0.9
	Germany	%	0.8	2.5	0.9	0.7	0.5	0.5	1.2	0.5	1.2	0.3	1.0
	China	%	36.5	29.9	35.3	37.2	38.2	38.9	35.7	37.3	26.1	42.6	38.8
	Mexico	%	47.1	54.4	44.9	48.1	49.4	40.7	47.6	46.6	53.4	41.9	47.0

Nanos conducted an RDD dual frame (land- and cell- lines) hybrid telephone and online random survey of 1,000 Canadians, 18 years of age or older, between June 26<sup>th</sup> and 28<sup>th</sup>, 2018. The margin of error for a random survey of 1,000 Canadians is  $\pm 3.1$  percentage points, 19 times out of 20.

[www.nanosresearch.com](http://www.nanosresearch.com)

**NORTH AMERICAN MONITOR**  
*Tracking perceptions on US-Canada relations*  
**OPINIONS OF CANADIANS**



Thinking about when a visitor from one of the countries below arrives at the Canadian border, please rank the first and second country whose visitors Canadian customs officials should question more thoroughly. [RANDOMIZE]

			Region						Gender		Age		
			Canada 2018-06	Atlantic	Quebec	Ontario	Prairies	British Columbia	Male	Female	18 to 34	35 to 54	55 plus
Question - First ranked response	Total	Unwgt N	727	67	167	225	150	118	408	319	118	232	377
		Wgt N	714	69	165	220	146	114	380	334	183	238	293
	The US	%	18.1	15.3	20.6	17.9	15.9	19.4	14.9	21.8	23.3	19.5	13.8
	Britain	%	1.1	2.6	1.2	1.2	1.3	0.0	1.4	0.9	1.4	1.3	0.8
	Japan	%	0.8	0.0	0.0	2.2	0.0	0.6	0.3	1.4	1.1	0.4	0.9
	France	%	2.9	6.3	3.4	1.9	3.2	1.6	3.3	2.4	4.2	2.1	2.7
	Germany	%	2.4	1.4	1.9	2.6	3.5	1.5	2.6	2.0	3.3	2.1	2.0
	China	%	42.4	47.3	33.2	42.6	41.3	53.6	44.1	40.4	38.8	41.4	45.4
	Mexico	%	32.3	27.0	39.7	31.6	34.9	23.2	33.5	31.0	27.9	33.3	34.4

Nanos conducted an RDD dual frame (land- and cell- lines) hybrid telephone and online random survey of 1,000 Canadians, 18 years of age or older, between June 26<sup>th</sup> and 28<sup>th</sup>, 2018. The margin of error for a random survey of 1,000 Canadians is  $\pm 3.1$  percentage points, 19 times out of 20.

[www.nanosresearch.com](http://www.nanosresearch.com)

**NORTH AMERICAN MONITOR**  
*Tracking perceptions on US-Canada relations*  
**OPINIONS OF CANADIANS**



Thinking about when a visitor from one of the countries below arrives at the Canadian border, please rank the first and second country whose visitors Canadian customs officials should question more thoroughly. [RANDOMIZE]

			Region						Gender		Age		
			Canada 2018-06	Atlantic	Quebec	Ontario	Prairies	British Columbia	Male	Female	18 to 34	35 to 54	55 plus
Question - Second ranked response	Total	Unwgt N	648	63	151	198	135	101	366	282	103	203	342
		Wgt N	632	65	149	192	126	99	337	294	157	209	266
	The US	%	16.7	29.4	15.0	13.8	10.6	24.2	13.2	20.6	15.7	16.8	17.2
	Britain	%	2.1	3.0	2.6	1.4	3.7	0.0	2.7	1.4	3.6	1.4	1.7
	Japan	%	2.0	6.7	2.2	0.5	3.2	0.0	2.1	1.9	2.6	3.0	0.8
	France	%	3.1	4.8	3.3	3.0	4.6	0.0	4.2	1.8	4.0	3.7	2.1
	Germany	%	1.8	0.0	2.0	2.8	2.6	0.0	1.3	2.4	0.0	3.4	1.7
	China	%	36.7	22.9	39.7	36.3	37.2	41.7	39.1	34.0	40.4	34.5	36.4
	Mexico	%	37.6	33.1	35.3	42.3	38.2	34.1	37.3	37.9	33.7	37.1	40.2

Nanos conducted an RDD dual frame (land- and cell- lines) hybrid telephone and online random survey of 1,000 Canadians, 18 years of age or older, between June 26<sup>th</sup> and 28<sup>th</sup>, 2018. The margin of error for a random survey of 1,000 Canadians is  $\pm 3.1$  percentage points, 19 times out of 20.

[www.nanosresearch.com](http://www.nanosresearch.com)

**NORTH AMERICAN MONITOR**  
*Tracking perceptions on US-Canada relations*  
**OPINIONS OF CANADIANS**



			Region						Gender		Age		
			Canada 2018-06	Atlantic	Quebec	Ontario	Prairies	British Columbia	Male	Female	18 to 34	35 to 54	55 plus
Question - In terms of national security (i.e., NATO, the United Nations), should the United States and Canada be moving towards greater and closer cooperation or should they be maintaining separate national security policies and priorities?	Total	Unwgt N	1000	100	250	300	200	150	520	480	178	329	493
		Wgt N	1000	100	250	300	200	150	491	509	271	340	389
	Much closer cooperation	%	28.6	36.0	25.9	25.3	37.6	22.9	31.3	26.1	23.2	30.9	30.4
	Somewhat closer cooperation	%	26.8	28.5	31.6	25.1	23.6	25.2	24.5	29.0	28.5	27.8	24.7
	Stay the same/no change	%	18.7	14.8	18.8	22.4	14.4	19.4	20.0	17.4	17.7	17.6	20.2
	Somewhat separate	%	15.7	12.2	12.8	17.0	15.9	20.1	16.8	14.7	18.8	13.8	15.2
	Completely separate	%	8.4	5.7	8.5	8.2	8.6	10.1	6.7	10.0	9.6	8.2	7.6
	Don't know	%	1.9	2.8	2.5	2.2	0.0	2.3	0.9	2.9	2.2	1.7	1.8

Nanos conducted an RDD dual frame (land- and cell- lines) hybrid telephone and online random survey of 1,000 Canadians, 18 years of age or older, between June 26<sup>th</sup> and 28<sup>th</sup>, 2018. The margin of error for a random survey of 1,000 Canadians is  $\pm 3.1$  percentage points, 19 times out of 20.

[www.nanosresearch.com](http://www.nanosresearch.com)



**NORTH AMERICAN MONITOR**  
*Tracking perceptions on US-Canada relations*  
**OPINIONS OF CANADIANS**



			Region						Gender		Age		
			Canada 2018-06	Atlantic	Quebec	Ontario	Prairies	British Columbia	Male	Female	18 to 34	35 to 54	55 plus
Question - In terms of border security, should the United States and Canada be moving towards greater and closer cooperation or should they be maintaining separate national security policies and priorities?	Total	Unwgt N	1000	100	250	300	200	150	520	480	178	329	493
		Wgt N	1000	100	250	300	200	150	491	509	271	340	389
	Much closer cooperation	%	30.2	32.4	25.9	33.3	35.9	22.3	33.6	26.9	27.2	32.7	30.1
	Somewhat closer cooperation	%	25.3	29.2	31.3	21.9	26.5	18.1	24.8	25.8	25.6	26.4	24.2
	Stay the same/no change	%	15.8	13.8	13.1	18.4	13.1	20.4	17.4	14.3	18.4	13.3	16.3
	Somewhat separate	%	15.9	11.6	16.8	13.9	14.5	23.3	14.8	17.0	13.4	16.6	17.0
	Completely separate	%	11.2	11.1	10.9	11.4	8.7	14.9	8.6	13.7	12.3	10.3	11.2
	Don't know	%	1.5	1.9	2.1	1.2	1.3	1.0	0.8	2.2	3.0	0.7	1.2

Nanos conducted an RDD dual frame (land- and cell- lines) hybrid telephone and online random survey of 1,000 Canadians, 18 years of age or older, between June 26<sup>th</sup> and 28<sup>th</sup>, 2018. The margin of error for a random survey of 1,000 Canadians is  $\pm 3.1$  percentage points, 19 times out of 20.

[www.nanosresearch.com](http://www.nanosresearch.com)

**NORTH AMERICAN MONITOR**  
*Tracking perceptions on US-Canada relations*  
**OPINIONS OF CANADIANS**



			Region						Gender		Age		
			Canada 2018-06	Atlantic	Quebec	Ontario	Prairies	British Columbia	Male	Female	18 to 34	35 to 54	55 plus
Question - In terms of anti-terrorism measures, should the United States and Canada be moving towards greater and closer cooperation or should they be maintaining separate national security policies and priorities?	Total	Unwgt N	1000	100	250	300	200	150	520	480	178	329	493
		Wgt N	1000	100	250	300	200	150	491	509	271	340	389
	Much closer cooperation	%	34.8	31.9	35.0	34.2	43.0	26.6	39.8	30.0	30.8	37.0	35.7
	Somewhat closer cooperation	%	25.3	31.5	22.9	28.2	23.8	21.7	24.7	26.0	24.8	25.9	25.2
	Stay the same/no change	%	14.2	15.5	15.1	15.3	8.4	17.1	16.5	11.9	12.5	13.1	16.2
	Somewhat separate	%	14.5	11.2	16.9	13.1	12.4	18.3	10.7	18.1	16.6	14.9	12.6
	Completely separate	%	9.2	8.0	8.4	7.0	11.1	13.2	6.9	11.5	12.6	7.7	8.2
	Don't know	%	2.0	1.9	1.6	2.3	1.3	3.1	1.4	2.6	2.8	1.3	2.1

Nanos conducted an RDD dual frame (land- and cell- lines) hybrid telephone and online random survey of 1,000 Canadians, 18 years of age or older, between June 26<sup>th</sup> and 28<sup>th</sup>, 2018. The margin of error for a random survey of 1,000 Canadians is  $\pm 3.1$  percentage points, 19 times out of 20.

[www.nanosresearch.com](http://www.nanosresearch.com)

**NORTH AMERICAN MONITOR**  
*Tracking perceptions on US-Canada relations*  
**OPINIONS OF CANADIANS**



			Region						Gender		Age		
			Canada 2018-06	Atlantic	Quebec	Ontario	Prairies	British Columbia	Male	Female	18 to 34	35 to 54	55 plus
Question - In your opinion, how important or unimportant is it for the United States and Canada to work together to develop an integrated energy policy to remove any dependence on Middle East oil? Is it very important, somewhat important, somewhat unimportant or very unimportant?	Total	Unwgt N	1000	100	250	300	200	150	520	480	178	329	493
		Wgt N	1000	100	250	300	200	150	491	509	271	340	389
	Very important	%	40.0	38.2	37.1	40.3	53.8	27.0	43.1	37.0	35.3	40.9	42.5
	Somewhat important	%	36.1	35.2	35.7	39.4	29.9	39.3	32.7	39.4	39.7	35.6	34.1
	Somewhat unimportant	%	11.9	13.3	11.4	10.1	9.5	18.6	13.8	10.1	11.0	12.6	12.0
	Very unimportant	%	6.9	6.1	8.8	6.2	4.1	9.5	7.4	6.4	8.1	6.1	6.8
	Don't know	%	5.1	7.1	7.1	4.1	2.8	5.5	2.9	7.1	5.9	4.9	4.6

Nanos conducted an RDD dual frame (land- and cell- lines) hybrid telephone and online random survey of 1,000 Canadians, 18 years of age or older, between June 26<sup>th</sup> and 28<sup>th</sup>, 2018. The margin of error for a random survey of 1,000 Canadians is  $\pm 3.1$  percentage points, 19 times out of 20.

[www.nanosresearch.com](http://www.nanosresearch.com)

**NORTH AMERICAN MONITOR**  
*Tracking perceptions on US-Canada relations*  
**OPINIONS OF AMERICANS**



			Region					Gender		Age				
			USA 2018-07	Northeast	Midwest	South	West	Male	Female	18 to 29	30 to 39	40 to 49	50 to 59	60 plus
Question - The US should follow its own interests, even if this leads to conflict with other nations. Do you strongly agree, agree, neither agree nor disagree, disagree, or strongly disagree?	Total	Unwgt N	1000	183	217	370	230	490	509	205	231	181	173	210
		Wgt N	1000	183	217	370	230	486	512	222	177	197	176	228
	Strongly Agree	%	19.1	16.1	21.1	20.3	17.7	24.4	14.1	15.9	20.9	22.0	17.2	19.9
	Agree	%	31.9	31.4	32.4	33.8	28.7	34.1	29.9	27.6	32.5	30.1	38.3	32.1
	Neither agree nor disagree	%	20.3	15.9	22.5	21.3	20.0	18.1	22.5	24.5	19.3	21.6	19.7	16.3
	Disagree	%	18.1	24.1	13.9	14.7	22.5	15.3	20.7	16.7	17.5	16.9	17.8	21.0
	Strongly disagree	%	7.6	11.2	7.6	6.6	6.3	6.5	8.7	9.7	7.3	4.8	6.3	9.3
	Unsure	%	3.0	1.1	2.6	3.3	4.7	1.7	4.1	5.6	2.6	4.6	0.7	1.4

Nanos conducted an online random survey of 1,000 Americans, 18 years of age or older, between July 30<sup>th</sup> and 31<sup>st</sup>, 2018. The margin of error for a random survey of 1,000 Americans is  $\pm 3.1$  percentage points, 19 times out of 20.

[www.nanosresearch.com](http://www.nanosresearch.com)

**NORTH AMERICAN MONITOR**  
*Tracking perceptions on US-Canada relations*  
**OPINIONS OF AMERICANS**



Thinking about the US in relation with the countries below, could you please identify the first and second ranked countries that are closest with the United States in terms of human rights? [RANDOMIZE]

			Region					Gender		Age				
			USA 2018-07	Northeast	Midwest	South	West	Male	Female	18 to 29	30 to 39	40 to 49	50 to 59	60 plus
Question - First ranked response	Total	Unwgt N	1000	183	217	370	230	490	509	205	231	181	173	210
		Wgt N	1000	183	217	370	230	486	512	222	177	197	176	228
	Canada	%	37.9	40.1	41.6	35.0	37.5	39.0	36.8	32.6	39.9	37.9	37.7	41.8
	Britain	%	29.7	29.8	28.9	30.8	28.4	29.4	29.9	24.4	22.6	29.2	32.9	38.1
	Japan	%	6.8	6.0	3.8	6.5	10.7	9.4	4.3	9.7	8.5	5.0	6.6	4.2
	France	%	9.4	12.3	8.5	8.9	8.7	7.6	11.1	8.0	10.1	12.8	7.7	8.6
	Germany	%	6.4	3.1	7.5	7.6	5.9	6.2	6.5	6.5	9.9	7.2	5.2	3.7
	China	%	4.7	5.0	4.2	5.5	3.7	3.8	5.6	10.0	3.9	3.0	5.1	1.3
	Mexico	%	5.1	3.7	5.4	5.7	5.1	4.5	5.7	8.7	5.1	4.9	4.8	2.2

Nanos conducted an online random survey of 1,000 Americans, 18 years of age or older, between July 30<sup>th</sup> and 31<sup>st</sup>, 2018. The margin of error for a random survey of 1,000 Americans is  $\pm 3.1$  percentage points, 19 times out of 20.

[www.nanosresearch.com](http://www.nanosresearch.com)

**NORTH AMERICAN MONITOR**  
*Tracking perceptions on US-Canada relations*  
**OPINIONS OF AMERICANS**



Thinking about the US in relation with the countries below, could you please identify the first and second ranked countries that are closest with the United States in terms of human rights? [RANDOMIZE]

			Region					Gender		Age				
			USA 2018-07	Northeast	Midwest	South	West	Male	Female	18 to 29	30 to 39	40 to 49	50 to 59	60 plus
Question - Second ranked response	Total	Unwgt N	980	182	216	361	221	481	498	199	221	180	171	209
		Wgt N	982	182	216	361	222	478	502	215	170	196	174	227
	Canada	%	34.4	37.0	35.1	36.0	28.9	32.5	36.3	30.8	29.0	35.6	34.4	40.8
	Britain	%	31.9	34.6	32.6	30.7	30.8	35.2	28.5	26.0	31.6	29.2	30.4	41.1
	Japan	%	4.7	2.4	4.4	4.9	6.4	6.0	3.5	3.9	5.4	3.6	5.5	5.1
	France	%	12.7	10.0	9.6	12.3	18.4	11.8	13.5	13.7	13.0	16.2	16.0	5.8
	Germany	%	6.6	8.2	9.7	4.8	5.0	7.1	6.1	6.9	6.6	9.5	4.9	4.8
	China	%	4.5	2.0	5.0	4.9	5.3	3.3	5.6	6.9	7.7	3.0	4.1	1.4
	Mexico	%	5.4	6.0	3.7	6.3	5.1	4.1	6.6	11.7	6.8	3.0	4.7	0.9

Nanos conducted an online random survey of 1,000 Americans, 18 years of age or older, between July 30<sup>th</sup> and 31<sup>st</sup>, 2018. The margin of error for a random survey of 1,000 Americans is  $\pm 3.1$  percentage points, 19 times out of 20.

[www.nanosresearch.com](http://www.nanosresearch.com)



**NORTH AMERICAN MONITOR**  
*Tracking perceptions on US-Canada relations*  
**OPINIONS OF AMERICANS**



Thinking about the US in relation with the countries below, could you please identify the first and second ranked countries that are closest with the United States in terms of family values? [RANDOMIZE]

			Region					Gender		Age				
			USA 2018-07	Northeast	Midwest	South	West	Male	Female	18 to 29	30 to 39	40 to 49	50 to 59	60 plus
Question - First ranked response	Total	Unwgt N	1000	183	217	370	230	490	509	205	231	181	173	210
		Wgt N	1000	183	217	370	230	486	512	222	177	197	176	228
	Canada	%	39.7	42.0	45.5	37.3	36.3	39.2	40.1	33.2	32.1	41.0	41.3	49.6
	Britain	%	27.7	27.5	22.1	30.4	28.7	28.4	27.0	23.0	26.8	29.5	30.7	29.0
	Japan	%	7.4	7.3	9.0	5.2	9.7	8.4	6.6	9.6	5.6	6.0	9.3	6.5
	France	%	7.3	9.2	5.9	7.8	6.3	7.7	7.0	6.4	11.9	8.6	6.1	4.4
	Germany	%	5.9	4.2	6.0	6.4	6.3	6.6	5.3	6.9	8.7	5.6	2.2	5.9
	China	%	4.9	2.7	6.0	6.2	3.3	4.5	5.2	8.9	5.1	4.5	4.3	1.4
	Mexico	%	7.1	7.1	5.5	6.6	9.3	5.3	8.8	11.9	9.8	4.7	6.1	3.1

Nanos conducted an online random survey of 1,000 Americans, 18 years of age or older, between July 30<sup>th</sup> and 31<sup>st</sup>, 2018. The margin of error for a random survey of 1,000 Americans is  $\pm 3.1$  percentage points, 19 times out of 20.

[www.nanosresearch.com](http://www.nanosresearch.com)

**NORTH AMERICAN MONITOR**  
*Tracking perceptions on US-Canada relations*  
**OPINIONS OF AMERICANS**



Thinking about the US in relation with the countries below, could you please identify the first and second ranked countries that are closest with the United States in terms of family values? [RANDOMIZE]

			Region					Gender		Age				
			USA 2018-07	Northeast	Midwest	South	West	Male	Female	18 to 29	30 to 39	40 to 49	50 to 59	60 plus
Question - Second ranked response	Total	Unwgt N	965	180	210	357	218	474	490	197	223	177	163	205
		Wgt N	965	180	210	357	218	470	494	213	171	192	165	223
	Canada	%	30.6	30.2	25.6	34.1	30.1	30.9	30.5	30.4	36.3	29.7	31.5	26.7
	Britain	%	31.1	33.6	32.9	29.8	29.3	31.1	30.8	24.4	22.5	30.3	28.5	46.6
	Japan	%	6.3	9.1	6.0	5.0	6.6	9.2	3.6	7.0	5.3	4.5	5.4	8.8
	France	%	11.6	14.7	11.2	11.0	10.5	8.4	14.7	9.2	11.0	16.8	15.0	7.4
	Germany	%	7.5	5.3	9.9	6.4	8.7	8.1	7.0	7.3	8.0	7.1	10.3	5.5
	China	%	4.7	3.2	8.1	3.4	4.7	5.6	3.8	9.2	6.4	3.3	1.8	2.3
	Mexico	%	8.2	3.8	6.3	10.3	10.1	6.7	9.6	12.4	10.5	8.4	7.4	2.7

Nanos conducted an online random survey of 1,000 Americans, 18 years of age or older, between July 30<sup>th</sup> and 31<sup>st</sup>, 2018. The margin of error for a random survey of 1,000 Americans is  $\pm 3.1$  percentage points, 19 times out of 20.

[www.nanosresearch.com](http://www.nanosresearch.com)

**NORTH AMERICAN MONITOR**  
*Tracking perceptions on US-Canada relations*  
**OPINIONS OF AMERICANS**



Thinking about the US in relation with the countries below, could you please identify the first and second ranked countries that are closest with the United States in terms of business values? [RANDOMIZE]

			Region					Gender		Age				
			USA 2018-07	Northeast	Midwest	South	West	Male	Female	18 to 29	30 to 39	40 to 49	50 to 59	60 plus
Question - First ranked response	Total	Unwgt N	1000	183	217	370	230	490	509	205	231	181	173	210
		Wgt N	1000	183	217	370	230	486	512	222	177	197	176	228
	Canada	%	20.7	23.8	23.4	17.6	20.6	21.3	20.1	15.1	22.6	20.6	16.4	28.0
	Britain	%	21.3	24.0	21.6	21.2	19.1	23.0	19.8	14.6	21.5	19.0	28.5	24.1
	Japan	%	17.3	16.2	15.6	17.8	18.9	16.3	18.0	19.2	13.2	17.6	19.5	16.6
	France	%	7.0	4.5	8.2	8.5	5.4	6.5	7.5	8.4	6.4	9.4	8.0	3.2
	Germany	%	11.6	13.5	10.3	9.7	14.5	12.1	11.2	6.6	11.2	14.2	7.4	17.8
	China	%	17.2	12.3	14.8	19.9	18.8	15.4	18.9	27.5	18.7	15.8	15.0	8.9
	Mexico	%	4.9	5.6	6.2	5.3	2.7	5.4	4.5	8.6	6.4	3.3	5.2	1.4

Nanos conducted an online random survey of 1,000 Americans, 18 years of age or older, between July 30<sup>th</sup> and 31<sup>st</sup>, 2018. The margin of error for a random survey of 1,000 Americans is  $\pm 3.1$  percentage points, 19 times out of 20.

[www.nanosresearch.com](http://www.nanosresearch.com)

**NORTH AMERICAN MONITOR**  
*Tracking perceptions on US-Canada relations*  
**OPINIONS OF AMERICANS**



Thinking about the US in relation with the countries below, could you please identify the first and second ranked countries that are closest with the United States in terms of business values? [RANDOMIZE]

			Region					Gender		Age				
			USA 2018-07	Northeast	Midwest	South	West	Male	Female	18 to 29	30 to 39	40 to 49	50 to 59	60 plus
Question - Second ranked response	Total	Unwgt N	955	178	207	353	217	470	484	192	222	178	160	203
		Wgt N	955	178	207	352	218	466	488	208	170	194	162	221
	Canada	%	18.8	16.8	21.0	21.6	13.8	20.5	17.3	11.6	18.2	19.9	19.6	24.6
	Britain	%	19.9	25.8	20.3	18.7	16.4	20.0	19.7	16.7	20.5	18.7	14.4	27.4
	Japan	%	19.4	18.5	16.9	19.0	23.1	19.8	19.0	20.7	17.0	21.6	18.2	19.0
	France	%	5.7	5.8	5.7	5.5	6.1	6.7	4.9	8.6	8.8	4.8	6.6	0.9
	Germany	%	13.7	13.9	13.4	11.5	17.4	14.4	13.1	13.2	12.4	9.5	18.6	15.3
	China	%	17.7	16.7	18.8	17.1	18.3	14.9	20.1	23.2	16.4	18.1	18.8	12.3
	Mexico	%	4.8	2.4	3.8	6.5	4.9	3.7	5.8	6.1	6.7	7.4	3.8	0.5

Nanos conducted an online random survey of 1,000 Americans, 18 years of age or older, between July 30<sup>th</sup> and 31<sup>st</sup>, 2018. The margin of error for a random survey of 1,000 Americans is  $\pm 3.1$  percentage points, 19 times out of 20.

[www.nanosresearch.com](http://www.nanosresearch.com)

**NORTH AMERICAN MONITOR**  
*Tracking perceptions on US-Canada relations*  
**OPINIONS OF AMERICANS**



Thinking about when a package or a shipping container of goods enters the US from one of the countries below, please rank the first and second country that American customs officials should thoroughly inspect the shipment. [RANDOMIZE]

			Region					Gender		Age				
			USA 2018-07	Northeast	Midwest	South	West	Male	Female	18 to 29	30 to 39	40 to 49	50 to 59	60 plus
Question - First ranked response	Total	Unwgt N	1000	183	217	370	230	490	509	205	231	181	173	210
		Wgt N	1000	183	217	370	230	486	512	222	177	197	176	228
	Canada	%	6.3	6.4	5.5	7.2	5.6	6.3	6.3	12.4	8.4	7.4	1.0	2.0
	Britain	%	4.4	2.6	5.0	4.2	5.4	5.4	3.4	6.6	6.2	3.9	4.1	1.4
	Japan	%	6.8	6.9	4.2	7.6	7.9	5.7	7.9	8.1	9.5	7.0	4.7	4.8
	France	%	4.6	1.5	4.7	2.8	9.7	5.6	3.7	4.1	7.8	4.9	4.6	2.3
	Germany	%	6.0	4.7	4.3	8.6	4.6	6.1	6.0	7.7	6.7	6.3	7.1	2.8
	China	%	34.5	37.9	31.9	34.6	34.0	34.6	34.2	27.1	34.1	34.7	34.2	42.0
	Mexico	%	37.4	40.1	44.4	35.0	32.7	36.4	38.6	34.1	27.3	35.7	44.3	44.8

Nanos conducted an online random survey of 1,000 Americans, 18 years of age or older, between July 30<sup>th</sup> and 31<sup>st</sup>, 2018. The margin of error for a random survey of 1,000 Americans is  $\pm 3.1$  percentage points, 19 times out of 20.

[www.nanosresearch.com](http://www.nanosresearch.com)

**NORTH AMERICAN MONITOR**  
*Tracking perceptions on US-Canada relations*  
**OPINIONS OF AMERICANS**



Thinking about when a package or a shipping container of goods enters the US from one of the countries below, please rank the first and second country that American customs officials should thoroughly inspect the shipment. [RANDOMIZE]

			Region					Gender		Age				
			USA 2018-07	Northeast	Midwest	South	West	Male	Female	18 to 29	30 to 39	40 to 49	50 to 59	60 plus
Question - Second ranked response	Total	Unwgt N	913	170	193	340	210	443	469	180	215	164	161	193
		Wgt N	911	170	192	340	210	437	473	194	165	178	164	210
	Canada	%	7.2	5.3	9.9	6.8	7.0	8.2	6.3	10.9	9.9	5.9	7.7	2.5
	Britain	%	3.7	2.0	2.7	3.8	5.7	4.5	3.0	7.9	5.9	1.8	1.9	1.0
	Japan	%	7.6	2.9	5.6	11.4	7.2	6.5	8.7	9.4	9.7	8.2	5.6	5.4
	France	%	4.9	6.1	5.1	2.8	6.9	5.9	3.9	6.6	5.6	4.5	5.0	2.9
	Germany	%	8.2	3.1	9.0	8.5	11.2	7.4	9.0	11.3	7.8	12.5	5.8	4.1
	China	%	33.9	40.4	37.6	33.1	26.5	34.6	33.3	30.0	26.8	30.0	37.0	43.9
	Mexico	%	34.5	40.3	30.3	33.5	35.5	33.1	35.7	24.0	34.3	37.2	37.1	40.2

Nanos conducted an online random survey of 1,000 Americans, 18 years of age or older, between July 30<sup>th</sup> and 31<sup>st</sup>, 2018. The margin of error for a random survey of 1,000 Americans is  $\pm 3.1$  percentage points, 19 times out of 20.

[www.nanosresearch.com](http://www.nanosresearch.com)



**NORTH AMERICAN MONITOR**  
*Tracking perceptions on US-Canada relations*  
**OPINIONS OF AMERICANS**



Thinking about when a visitor from one of the countries below arrives at the US border, please rank the first and second country whose visitors American customs officials should question more thoroughly. [RANDOMIZE]

			Region					Gender		Age				
			USA 2018-07	Northeast	Midwest	South	West	Male	Female	18 to 29	30 to 39	40 to 49	50 to 59	60 plus
Question - First ranked response	Total	Unwgt N	1000	183	217	370	230	490	509	205	231	181	173	210
		Wgt N	1000	183	217	370	230	486	512	222	177	197	176	228
	Canada	%	7.0	4.2	7.1	8.3	7.2	7.8	6.4	9.2	10.4	8.2	5.8	2.3
	Britain	%	6.0	6.0	3.2	7.4	6.5	6.1	6.0	12.5	5.7	3.7	4.2	3.4
	Japan	%	6.8	7.6	5.6	6.6	7.9	6.3	7.1	9.3	6.0	6.2	5.3	6.8
	France	%	5.3	2.7	8.3	5.4	4.3	5.6	5.0	6.2	8.4	4.9	3.1	4.0
	Germany	%	10.6	11.9	11.3	8.8	11.7	10.2	11.0	13.1	12.7	11.9	9.7	6.0
	China	%	26.8	31.0	27.7	24.7	25.9	28.9	24.8	21.7	22.3	26.2	28.2	34.5
	Mexico	%	37.4	36.6	36.7	38.8	36.4	35.1	39.7	28.0	34.5	38.8	43.6	42.9

Nanos conducted an online random survey of 1,000 Americans, 18 years of age or older, between July 30<sup>th</sup> and 31<sup>st</sup>, 2018. The margin of error for a random survey of 1,000 Americans is  $\pm 3.1$  percentage points, 19 times out of 20.

[www.nanosresearch.com](http://www.nanosresearch.com)

**NORTH AMERICAN MONITOR**  
*Tracking perceptions on US-Canada relations*  
**OPINIONS OF AMERICANS**



Thinking about when a visitor from one of the countries below arrives at the US border, please rank the first and second country whose visitors American customs officials should question more thoroughly. [RANDOMIZE]

			Region					Gender		Age				
			USA 2018-07	Northeast	Midwest	South	West	Male	Female	18 to 29	30 to 39	40 to 49	50 to 59	60 plus
Question - Second ranked response	Total	Unwgt N	870	164	185	322	199	425	444	168	206	160	153	183
		Wgt N	868	164	184	322	198	419	448	181	158	174	156	200
	Canada	%	8.3	8.7	9.2	7.7	7.9	8.5	8.0	12.0	8.9	7.1	9.2	4.6
	Britain	%	5.3	4.2	5.6	5.3	6.0	6.6	4.1	10.5	6.8	5.1	2.6	1.7
	Japan	%	8.2	4.6	9.2	8.8	9.3	6.0	10.3	12.7	9.1	9.4	6.4	3.8
	France	%	6.6	5.4	5.3	5.5	10.4	6.9	6.3	8.3	8.1	5.1	5.8	5.6
	Germany	%	10.3	7.2	11.7	9.9	12.2	10.0	10.3	12.9	11.5	11.9	9.2	6.4
	China	%	28.9	35.0	26.8	29.1	25.3	27.4	30.3	16.0	28.2	27.8	30.7	40.4
	Mexico	%	32.5	34.9	32.1	33.8	28.9	34.7	30.6	27.6	27.4	33.6	36.0	37.4

Nanos conducted an online random survey of 1,000 Americans, 18 years of age or older, between July 30<sup>th</sup> and 31<sup>st</sup>, 2018. The margin of error for a random survey of 1,000 Americans is  $\pm 3.1$  percentage points, 19 times out of 20.

[www.nanosresearch.com](http://www.nanosresearch.com)

**NORTH AMERICAN MONITOR**  
*Tracking perceptions on US-Canada relations*  
**OPINIONS OF AMERICANS**



			Region					Gender		Age				
			USA 2018-07	Northeast	Midwest	South	West	Male	Female	18 to 29	30 to 39	40 to 49	50 to 59	60 plus
Question - In terms of national security (i.e., NATO, the United Nations), should the United States and Canada be moving towards greater and closer cooperation or should they be maintaining separate national security policies and priorities?	Total	Unwgt N	1000	183	217	370	230	490	509	205	231	181	173	210
		Wgt N	1000	183	217	370	230	486	512	222	177	197	176	228
	Much closer cooperation	%	32.9	35.5	31.5	33.3	31.7	35.0	30.8	27.6	30.4	33.3	32.1	40.5
	Somewhat closer cooperation	%	36.0	37.0	34.9	36.2	35.7	34.0	37.9	38.3	32.1	35.9	37.6	35.5
	Stay the same/no change	%	15.4	13.6	15.0	15.4	17.2	15.9	15.0	16.5	22.0	13.8	14.5	11.3
	Somewhat separate	%	5.3	4.4	5.7	5.8	4.8	5.6	5.0	5.7	5.2	4.7	5.2	5.6
	Completely separate	%	4.9	4.0	5.0	4.4	6.1	5.3	4.5	3.9	5.3	7.5	4.2	3.7
	Unsure	%	5.5	5.3	7.9	4.8	4.6	4.3	6.8	8.1	5.1	4.8	6.3	3.4

Nanos conducted an online random survey of 1,000 Americans, 18 years of age or older, between July 30<sup>th</sup> and 31<sup>st</sup>, 2018. The margin of error for a random survey of 1,000 Americans is  $\pm 3.1$  percentage points, 19 times out of 20.

[www.nanosresearch.com](http://www.nanosresearch.com)

**NORTH AMERICAN MONITOR**  
*Tracking perceptions on US-Canada relations*  
**OPINIONS OF AMERICANS**



			Region					Gender		Age				
			USA 2018-07	Northeast	Midwest	South	West	Male	Female	18 to 29	30 to 39	40 to 49	50 to 59	60 plus
Question - In terms of border security, should the United States and Canada be moving towards greater and closer cooperation or should they be maintaining separate national security policies and priorities?	Total	Unwgt N	1000	183	217	370	230	490	509	205	231	181	173	210
		Wgt N	1000	183	217	370	230	486	512	222	177	197	176	228
	Much closer cooperation	%	33.9	35.3	30.5	34.2	35.5	34.8	32.9	24.5	28.6	32.7	35.4	47.1
	Somewhat closer cooperation	%	31.9	36.2	28.1	33.2	30.0	32.8	31.1	32.5	30.5	35.6	34.1	27.4
	Stay the same/no change	%	17.6	13.9	21.1	16.7	18.7	18.8	16.5	19.5	24.3	14.2	16.8	14.1
	Somewhat separate	%	5.7	4.7	8.3	5.6	4.5	4.9	6.5	7.1	4.8	6.1	6.1	4.6
	Completely separate	%	5.4	5.6	3.9	5.3	6.6	4.4	6.3	6.0	7.1	6.6	3.6	3.9
	Unsure	%	5.5	4.4	8.1	5.0	4.6	4.3	6.6	10.5	4.7	4.9	4.0	2.9

Nanos conducted an online random survey of 1,000 Americans, 18 years of age or older, between July 30<sup>th</sup> and 31<sup>st</sup>, 2018. The margin of error for a random survey of 1,000 Americans is  $\pm 3.1$  percentage points, 19 times out of 20.

[www.nanosresearch.com](http://www.nanosresearch.com)

**NORTH AMERICAN MONITOR**  
*Tracking perceptions on US-Canada relations*  
**OPINIONS OF AMERICANS**



			Region					Gender		Age				
			USA 2018-07	Northeast	Midwest	South	West	Male	Female	18 to 29	30 to 39	40 to 49	50 to 59	60 plus
Question - In terms of anti-terrorism measures, should the United States and Canada be moving towards greater and closer cooperation or should they be maintaining separate national security policies and priorities?	Total	Unwgt N	1000	183	217	370	230	490	509	205	231	181	173	210
		Wgt N	1000	183	217	370	230	486	512	222	177	197	176	228
	Much closer cooperation	%	42.8	43.3	40.6	44.6	41.8	45.9	40.0	26.4	35.8	41.2	48.8	61.1
	Somewhat closer cooperation	%	31.4	34.3	28.0	30.6	33.4	31.1	31.5	37.7	29.6	31.5	31.2	26.6
	Stay the same/no change	%	12.4	10.1	13.9	12.9	11.9	13.0	11.8	13.7	18.4	12.3	11.5	7.2
	Somewhat separate	%	4.8	4.6	6.6	4.6	3.7	3.3	6.3	9.9	7.1	3.8	1.0	1.9
	Completely separate	%	3.7	3.6	4.6	2.9	4.1	3.0	4.4	3.4	4.4	5.1	4.5	1.5
	Unsure	%	4.9	4.1	6.4	4.4	5.1	3.8	6.1	8.9	4.8	6.1	2.9	1.8

Nanos conducted an online random survey of 1,000 Americans, 18 years of age or older, between July 30<sup>th</sup> and 31<sup>st</sup>, 2018. The margin of error for a random survey of 1,000 Americans is  $\pm 3.1$  percentage points, 19 times out of 20.

[www.nanosresearch.com](http://www.nanosresearch.com)

**NORTH AMERICAN MONITOR**  
*Tracking perceptions on US-Canada relations*  
**OPINIONS OF AMERICANS**



			Region					Gender		Age				
			USA 2018-07	Northeast	Midwest	South	West	Male	Female	18 to 29	30 to 39	40 to 49	50 to 59	60 plus
Question - In your opinion, how important or unimportant is it for the United States and Canada to work together to develop an integrated energy policy to remove any dependence on Middle East oil? Is it very important, somewhat important, somewhat unimportant or very unimportant?	Total	Unwgt N	1000	183	217	370	230	490	509	205	231	181	173	210
		Wgt N	1000	183	217	370	230	486	512	222	177	197	176	228
	Very important	%	49.1	50.8	46.6	50.6	47.9	53.2	45.1	34.5	47.2	53.0	49.7	61.0
	Somewhat important	%	34.2	35.0	35.8	34.6	31.6	32.6	35.9	40.5	33.4	32.1	36.1	29.2
	Somewhat unimportant	%	5.6	6.1	5.0	5.6	5.8	4.8	6.4	6.9	8.6	5.5	3.9	3.5
	Very unimportant	%	3.8	1.3	3.0	2.8	7.9	3.2	4.3	4.3	3.6	2.8	4.6	3.6
	Unsure	%	7.3	6.7	9.7	6.4	6.8	6.1	8.4	13.9	7.2	6.5	5.7	2.7

Nanos conducted an online random survey of 1,000 Americans, 18 years of age or older, between July 30<sup>th</sup> and 31<sup>st</sup>, 2018. The margin of error for a random survey of 1,000 Americans is  $\pm 3.1$  percentage points, 19 times out of 20.

[www.nanosresearch.com](http://www.nanosresearch.com)