

People want Covid-19 testing crackdown on travellers returning to Canada; Provinces score higher than Federal Government in vaccine rollout.

Key Findings



SUPPORT FOR MANDATORY TRAVELLER TESTING

Nine in ten Canadians outright support mandatory testing for any traveller returning to Canada.



IMPRESSIONS OF VACCINE ROLLOUT

Provincial governments seen more positively when rolling out vaccine compared to federal government. Residents of the Atlantic and Quebec are more likely to rate both provincial and federal governments positively.



SUSPENDING FLIGHTS TO SUNNY DESTINATIONS

Nearly three in four Canadians (72%) outright support suspending flights to sunny destinations.



AIRLINE BAILOUT

Nearly two in three Canadians support (20%) or somewhat support (45%) airline bailout.

Rating provincial and federal governments on Covid-19 vaccine roll out

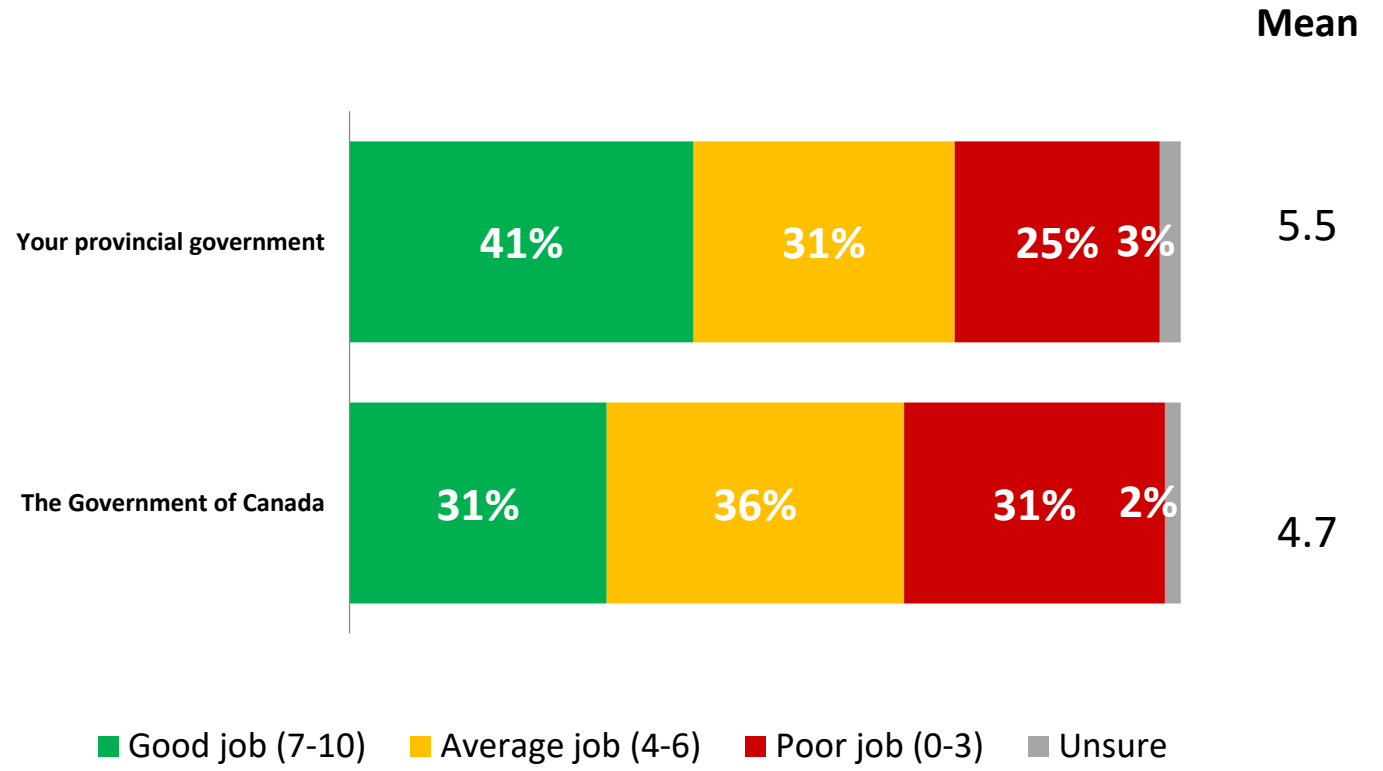
Q

On a scale of 0 to 10 where 0 is a very poor job and 10 is a very good job, how would you rate the job that the following are doing with the vaccine rollout [ROTATE]

“

Canadians more frequently have a positive impression of the job their provincial government is doing with the vaccine rollout than the job that the federal government is doing.

”



*Weighted to the true population proportion.
 *Charts may not add up to 100 due to rounding.

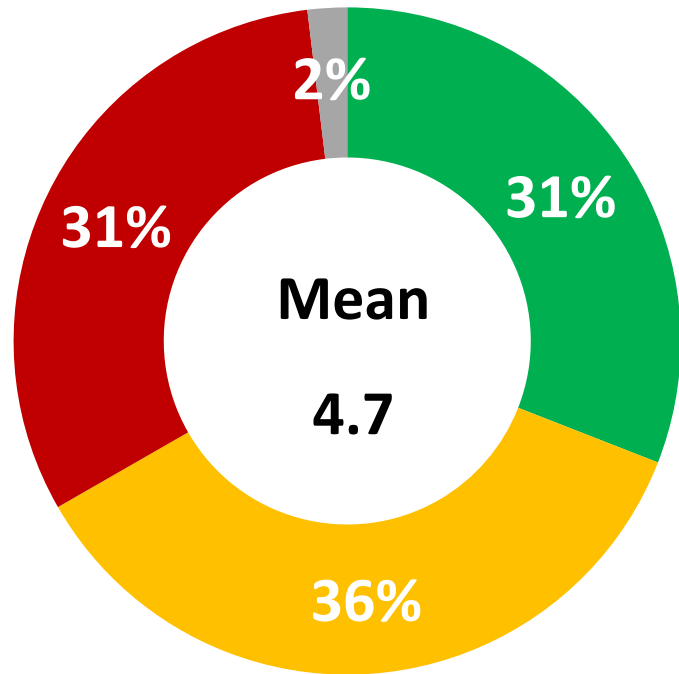
Source: Nanos Research, RDD dual frame hybrid telephone and online random survey, January 31st to February 4th, 2021, n=1,036, accurate 3.1 percentage points plus or minus, 19 times out of 20.

Rating the federal government on Covid-19 vaccine roll out

Q

On a scale of 0 to 10 where 0 is a very poor job and 10 is a very good job, how would you rate the job that the following are doing with the vaccine rollout [ROTATE]

The Government of Canada



■ Good job (7-10) ■ Average job (4-6) ■ Poor job (0-3) ■ Unsure

Mean

	Atlantic (n=105)	Quebec (n=240)	Ontario (n=315)	Prairies (n=210)	BC (n=166)
Mean	5.3	5.3	4.5	4.1	5.1
Men (n=535)		Women (n=501)	18-34 (n=210)	35-54 (n=442)	55 plus (n=384)
	4.3	5.2	4.9	4.6	4.7

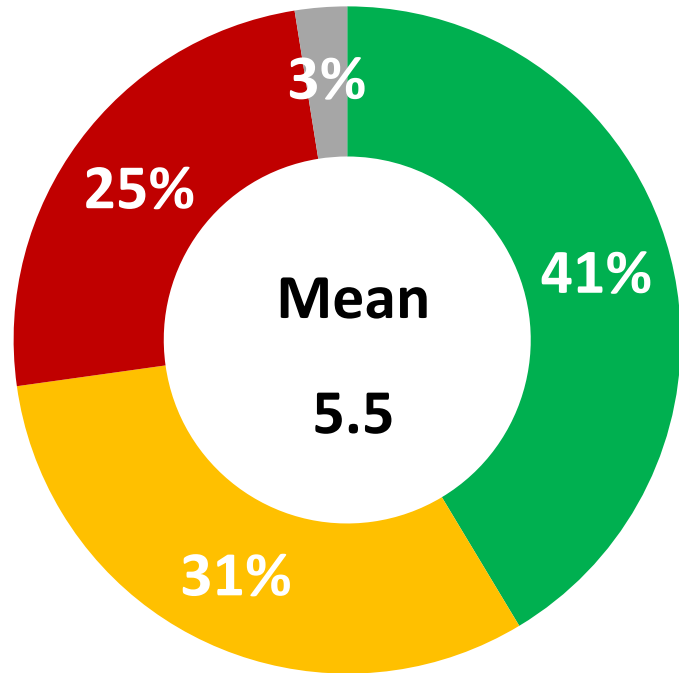
*Weighted to the true population proportion.
*Charts may not add up to 100 due to rounding.

Rating your provincial government on Covid-19 vaccine roll out

Q

On a scale of 0 to 10 where 0 is a very poor job and 10 is a very good job, how would you rate the job that the following are doing with the vaccine rollout [ROTATE]

Your provincial government



■ Good job (7-10) ■ Average job (4-6) ■ Poor job (0-3) ■ Unsure

Mean

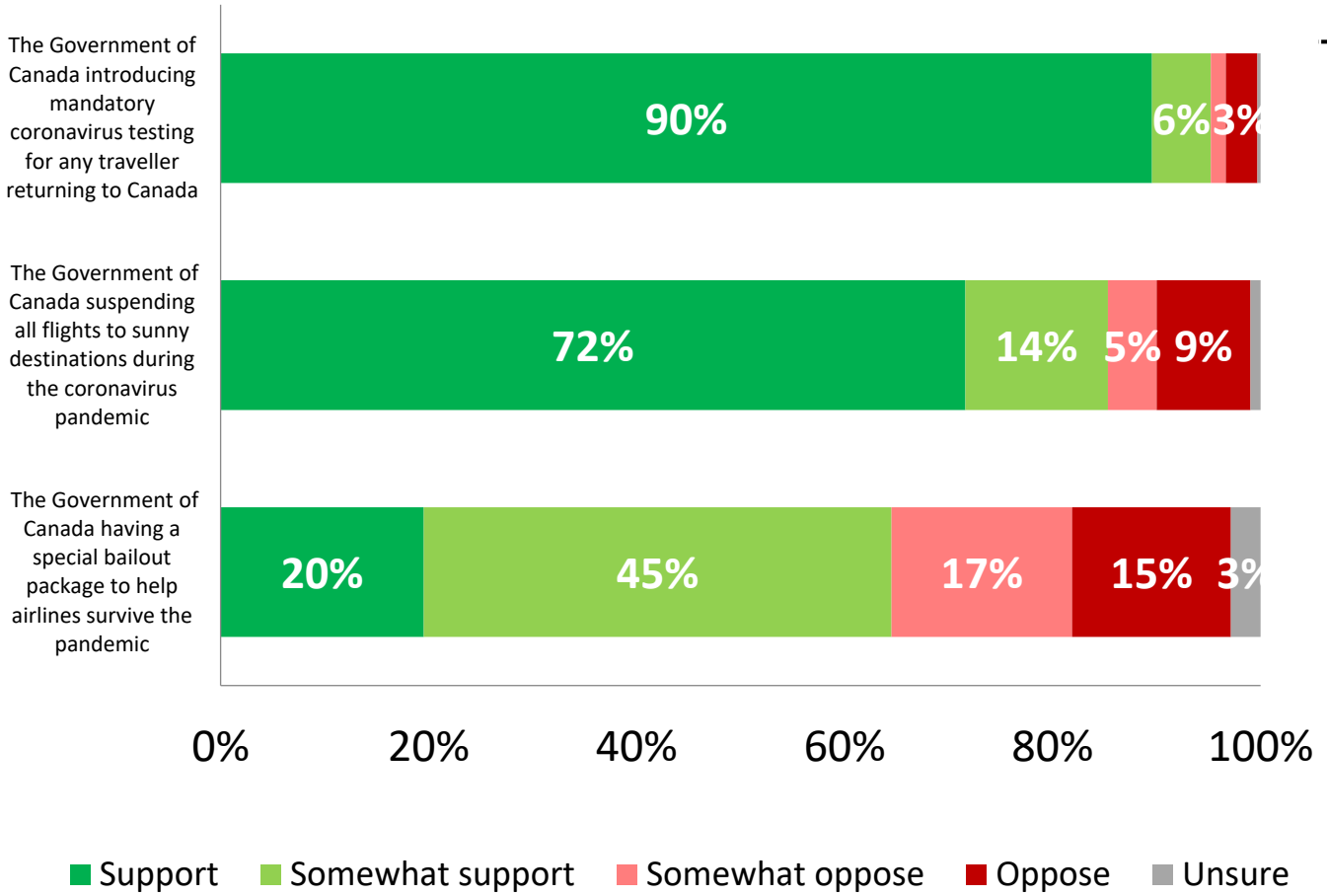
	Atlantic (n=105)	Quebec (n=240)	Ontario (n=315)	Prairies (n=210)	BC (n=166)
Mean	6.9	6.6	4.5	4.7	6.6
Men (n=535)	5.6	5.4	5.2	5.6	5.6
Women (n=501)					
18-34 (n=210)					
35-54 (n=442)					
55 plus (n=384)					

*Weighted to the true population proportion.
*Charts may not add up to 100 due to rounding.

Travel restrictions during the Covid-19 pandemic

Q

Do you support, somewhat support, somewhat oppose or oppose [RANDOMIZE]



Net Score

+90.9

+71.6

+31.8

“

Nine in ten Canadians support the Government of Canada introducing mandatory coronavirus testing for any traveller returning to Canada.

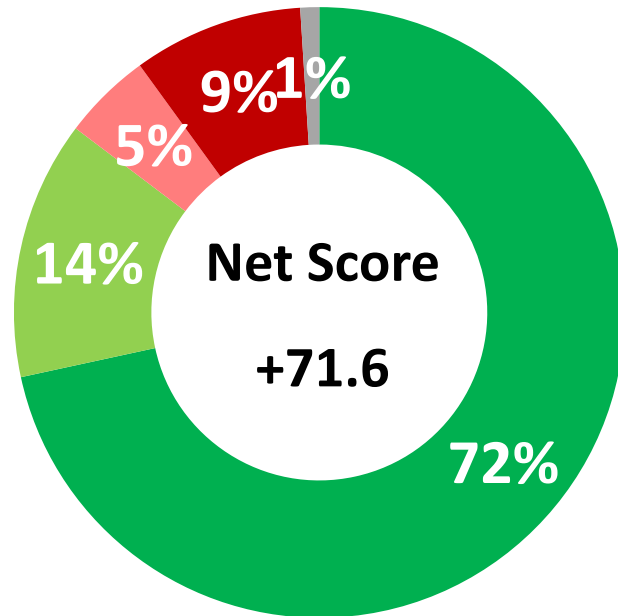
”

*Weighted to the true population proportion.
 *Charts may not add up to 100 due to rounding.

Source: Nanos Research, RDD dual frame hybrid telephone and online random survey, January 31st to February 4th, 2021, n=1,036, accurate 3.1 percentage points plus or minus, 19 times out of 20.



Support for the federal government suspending all flights to sunny destinations



■ Support
■ Somewhat support
■ Somewhat oppose
■ Oppose
■ Unsure

*Weighted to the true population proportion.
 *Charts may not add up to 100 due to rounding.

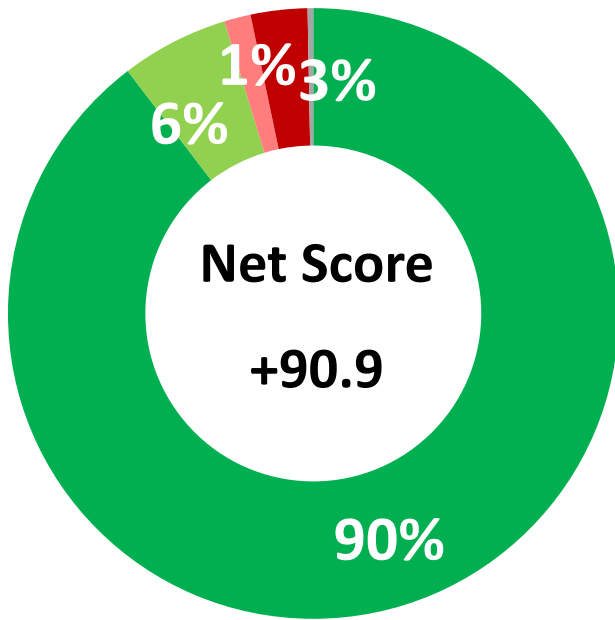
Source: Nanos Research, RDD dual frame hybrid telephone and online random survey, January 31st to February 4th, 2021, n=1,036, accurate 3.1 percentage points plus or minus, 19 times out of 20.

Q

Do you support, somewhat support, somewhat oppose or oppose [RANDOMIZE]
 The Government of Canada suspending all flights to sunny destinations during the coronavirus pandemic

	Atlantic (n=105)	Quebec (n=240)	Ontario (n=315)	Prairies (n=210)	BC (n=166)
Support/somewhat support	92.7%	89.9%	87.0%	74.9%	83.1%
	Men (n=535)	Women (n=501)	18-34 (n=210)	35-54 (n=442)	55 plus (n=384)
	82.3%	88.2%	82.4%	83.9%	88.6%
Oppose/somewhat oppose	3.7%	9.5%	12.1%	24.0%	16.5%
	Men (n=535)	Women (n=501)	18-34 (n=210)	35-54 (n=442)	55 plus (n=384)
	17.0%	10.5%	16.2%	15.8%	10.0%

Support for the federal government to introduce mandatory testing for travellers returning to Canada



- Support
- Somewhat support
- Somewhat oppose
- Oppose
- Unsure

*Weighted to the true population proportion.
*Charts may not add up to 100 due to rounding.

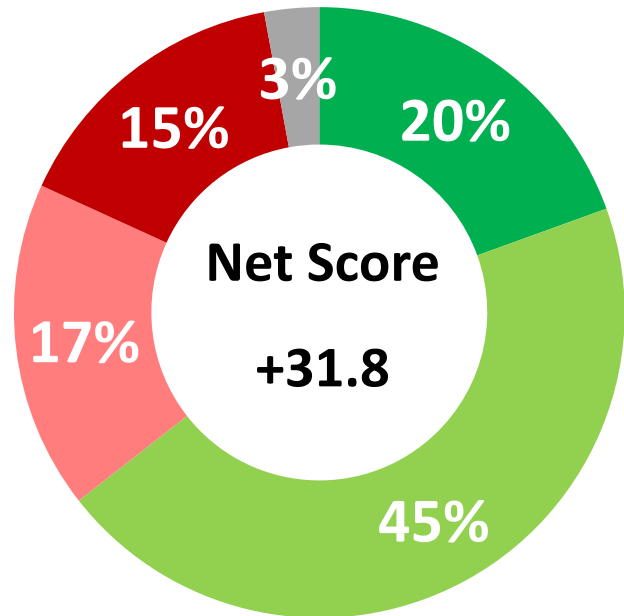
Q

Do you support, somewhat support, somewhat oppose or oppose [RANDOMIZE]

The Government of Canada introducing mandatory coronavirus testing for any traveller returning to Canada

	Atlantic (n=105)	Quebec (n=240)	Ontario (n=315)	Prairies (n=210)	BC (n=166)
Support/somewhat support	97.4%	96.5%	96.5%	91.4%	93.1%
	Men (n=535)	Women (n=501)	18-34 (n=210)	35-54 (n=442)	55 plus (n=384)
	94.0%	96.4%	93.5%	94.8%	96.8%
Oppose/somewhat oppose	0.7%	2.8%	3.4%	8.3%	6.9%
	Men (n=535)	Women (n=501)	18-34 (n=210)	35-54 (n=442)	55 plus (n=384)
	5.8%	3.2%	6.1%	5.3%	2.6%

Support for the federal government having a bailout package for airlines



■ Support
■ Somewhat support
■ Somewhat oppose
■ Oppose
■ Unsure

*Weighted to the true population proportion.
 *Charts may not add up to 100 due to rounding.

Source: Nanos Research, RDD dual frame hybrid telephone and online random survey, January 31st to February 4th, 2021, n=1,036, accurate 3.1 percentage points plus or minus, 19 times out of 20.

Q

Do you support, somewhat support, somewhat oppose or oppose [RANDOMIZE]
 The Government of Canada having a special bailout package to help airlines survive the pandemic

	Atlantic (n=105)	Quebec (n=240)	Ontario (n=315)	Prairies (n=210)	BC (n=166)
Support/somewhat support	62.6%	71.0%	63.2%	57.2%	67.8%
	Men (n=535)	Women (n=501)	18-34 (n=210)	35-54 (n=442)	55 plus (n=384)
	64.4%	64.6%	56.6%	63.8%	70.8%
Oppose/somewhat oppose	34.9%	25.6%	33.7%	40.6%	29.5%
	Men (n=535)	Women (n=501)	18-34 (n=210)	35-54 (n=442)	55 plus (n=384)
	34.6%	30.8%	41.6%	32.5%	26.4%



Nanos conducted an RDD dual frame (land- and cell-lines) hybrid telephone and online random survey of 1,036 Canadians, 18 years of age or older, between January 31st and February 4th, 2021 as part of an omnibus survey. Participants were randomly recruited by telephone using live agents and administered a survey online. The sample included both land- and cell-lines across Canada. The results were statistically checked and weighted by age and gender using the latest Census information and the sample is geographically stratified to be representative of Canada.

Individuals randomly called using random digit dialling with a maximum of five call backs.

The margin of error for this survey is ± 3.1 percentage points, 19 times out of 20.

This study was commissioned by the Globe and Mail and the research was conducted by Nanos Research.

Note: Charts may not add up to 100 due to rounding

Element	Description	Element	Description
Research sponsor	The Globe and Mail	Weighting of Data	The results were weighted by age and gender using the latest Census information (2016) and the sample is geographically stratified to ensure a distribution across all regions of Canada. See tables for full weighting disclosure
Population and Final Sample Size	1,036 Randomly selected individuals.	Screening	Screening ensured potential respondents did not work in the market research industry, in the advertising industry, in the media or a political party prior to administering the survey to ensure the integrity of the data.
Source of Sample	Nanos Hybrid Probability Panel	Excluded Demographics	Individuals younger than 18 years old; individuals without land or cell lines, and individuals without internet access could not participate.
Type of Sample	Probability	Stratification	By age and gender using the latest Census information (2016) and the sample is geographically stratified to be representative of Canada. Smaller areas such as Atlantic Canada were marginally oversampled to allow for a minimum regional sample.
Margin of Error	±3.1 percentage points, 19 times out of 20.	Estimated Response Rate	Fifteen percent, consistent with industry norms.
Mode of Survey	RDD dual frame (land- and cell-lines) hybrid telephone and online omnibus survey	Question Order	Question order in the preceding report reflects the order in which they appeared in the original questionnaire.
Sampling Method Base	The sample included both land- and cell-lines RDD (Random Digit Dialed) across Canada.	Question Content	This was topic one of an omnibus survey.
Demographics (Captured)	Atlantic Canada, Quebec, Ontario, Prairies, British Columbia; Men and Women; 18 years and older. Six digit postal code was used to validate geography.	Question Wording	The questions in the preceding report are written exactly as they were asked to individuals.
Fieldwork/Validation	Individuals were recruited using live interviews with live supervision to validate work, the research questions were administered online	Research/Data Collection Supplier	Nanos Research
Number of Calls	Maximum of five call backs to those recruited.	Contact	Contact Nanos Research for more information or with any concerns or questions. http://www.nanos.co Telephone:(613) 234-4666 ext. 237 Email: info@nanosresearch.com.
Time of Calls	Individuals recruited were called between 12-5:30 pm and 6:30-9:30pm local time for the respondent.		
Field Dates	January 31 st to February 4 th , 2021.		
Language of Survey	The survey was conducted in both English and French.		
Standards	Nanos Research is a member of the Canadian Research Insights Council (CRIC) and confirms that this research fully complies with all CRIC Standards including the CRIC Public Opinion Research Standards and Disclosure Requirements. https://canadianresearchinsightscouncil.ca/standards/		



nanos dimap analytika



NANOS RUTHERFORD MCKAY & Co.

As one of North America's premier market and public opinion research firms, we put strategic intelligence into the hands of decision makers. The majority of our work is for private sector and public facing organizations and ranges from market studies, managing reputation through to leveraging data intelligence. Nanos Research offers a vertically integrated full service quantitative and qualitative research practice to attain the highest standards and the greatest control over the research process. www.nanos.co

This international joint venture between [dimap](http://www.dimap.com) and [Nanos](http://www.nanos.co) brings together top research and data experts from North American and Europe to deliver exceptional data intelligence to clients. The team offers data intelligence services ranging from demographic and sentiment microtargeting; consumer sentiment identification and decision conversion; and, data analytics and profiling for consumer persuasion. www.nanosdimap.com

NRM is an affiliate of Nanos Research and Rutherford McKay Associates. Our service offerings are based on decades of professional experience and extensive research and include public acceptance and engagement, communications audits, and narrative development. www.nrmpublicaffairs.com

ABOUT NANOS



TABULATIONS

2021-1804 – Globe and Mail – National Survey - STAT SHEET

On a scale of 0 to 10 where 0 is a very poor job and 10 is a very good job, how would you rate the job that the following are doing with the vaccine rollout? [ROTATE]

			Region					Gender		Age				
			Canada 2021-02	Atlantic	Quebec	Ontario	Prairies	British Columbia	Male	Female	18 to 34	34 to 54	55 plus	
Question - The Government of Canada	Total	Unwgt N	1036	105	240	315	210	166	535	501	210	442	384	
		Wgt N	1000	67	233	384	183	133	490	510	273	341	386	
		Mean	4.7	5.3	5.3	4.5	4.1	5.1	4.3	5.2	4.9	4.6	4.7	
		Median	5.0	6.0	5.0	5.0	4.0	5.0	5.0	5.0	5.0	5.0	5.0	
		Very poor job (0)	%	13.5	8.3	7.7	17.5	17.1	9.8	16.8	10.4	9.9	14.5	15.3
		1	%	3.9	3.6	1.2	3.8	7.2	4.3	5.2	2.6	2.6	4.3	4.3
		2	%	5.8	1.8	5.1	6.3	7.6	5.2	8.3	3.3	5.4	6.7	5.2
		3	%	8.2	9.1	7.2	8.9	8.3	7.5	9.2	7.2	9.3	8.4	7.3
		4	%	8.5	16.5	9.7	7.1	9.6	5.1	6.7	10.2	10.4	6.7	8.7
		5	%	14.7	8.7	19.5	11.9	14.7	17.1	14.1	15.3	14.1	15.8	14.1
		6	%	12.6	13.0	14.7	12.5	10.6	11.8	12.5	12.7	16.1	13.5	9.3
		7	%	15.3	15.6	15.2	16.0	10.9	18.8	13.6	16.9	15.9	15.0	15.0
		8	%	10.2	9.9	12.5	10.0	6.8	11.6	7.0	13.3	8.5	8.7	12.8
		9	%	3.1	2.5	4.0	3.0	2.1	3.5	2.2	4.0	2.1	3.0	3.9
		Very good job (10)	%	2.4	7.8	2.0	1.2	2.8	3.1	2.6	2.1	3.1	1.7	2.4
	Unsure	%	1.9	3.3	1.3	1.8	2.3	2.3	1.9	2.0	2.7	1.6	1.6	

2021-1804 – Globe and Mail – National Survey - STAT SHEET

On a scale of 0 to 10 where 0 is a very poor job and 10 is a very good job, how would you rate the job that the following are doing with the vaccine rollout? [ROTATE]

			Region					Gender		Age				
			Canada 2021-02	Atlantic	Quebec	Ontario	Prairies	British Columbia	Male	Female	18 to 34	34 to 54	55 plus	
Question - Your provincial government	Total	Unwgt N	1036	105	240	315	210	166	535	501	210	442	384	
		Wgt N	1000	67	233	384	183	133	490	510	273	341	386	
		Mean	5.5	6.9	6.6	4.5	4.7	6.6	5.6	5.4	5.2	5.6	5.6	
		Median	6.0	7.0	7.0	5.0	5.0	7.0	6.0	6.0	5.0	6.0	6.0	
		Very poor job (0)	%	8.0	1.7	6.2	11.3	9.2	3.4	8.0	8.1	11.2	7.2	6.6
	1	%	3.2	0.7	1.5	4.7	5.3	0.4	2.2	4.3	1.1	3.7	4.3	
	2	%	5.2	6.3	2.7	5.9	7.3	3.8	5.9	4.5	5.1	5.0	5.3	
	3	%	8.2	3.7	4.3	10.9	11.9	4.8	8.1	8.4	9.2	8.4	7.4	
	4	%	7.9	5.0	5.5	11.4	8.8	2.5	6.7	9.1	9.3	8.4	6.6	
	5	%	13.8	10.6	9.6	16.6	17.2	10.1	14.0	13.6	12.7	11.8	16.3	
	6	%	9.7	7.4	7.8	11.1	8.7	11.6	8.9	10.4	11.9	9.8	8.0	
	7	%	15.8	17.7	14.8	14.9	12.1	23.9	16.7	14.9	15.1	14.5	17.3	
	8	%	11.3	11.6	19.6	6.4	7.6	16.0	12.2	10.5	9.5	14.1	10.2	
	9	%	7.4	7.4	14.3	2.8	5.2	11.4	7.9	6.9	4.3	8.6	8.4	
		Very good job (10)	%	6.9	24.5	11.8	2.1	3.3	8.5	7.1	6.8	6.3	6.7	7.6
	Unsure	%	2.5	3.3	1.8	2.0	3.5	3.5	2.4	2.7	4.2	1.9	1.9	

Do you support, somewhat support, somewhat oppose or oppose? [RANDOMIZE]

			Region					Gender		Age				
			Canada 2021-02	Atlantic	Quebec	Ontario	Prairies	British Columbia	Male	Female	18 to 34	34 to 54	55 plus	
Question - The Government of Canada suspending all flights to sunny destinations during the coronavirus pandemic	Total	Unwgt N	1036	105	240	315	210	166	535	501	210	442	384	
		Wgt N	1000	67	233	384	183	133	490	510	273	341	386	
		Support	%	71.6	83.2	77.0	74.0	58.7	67.0	68.8	74.3	66.2	72.2	74.9
		Somewhat support	%	13.7	9.5	12.9	13.0	16.2	16.1	13.5	13.9	16.2	11.7	13.7
		Somewhat oppose	%	4.7	2.2	3.8	2.9	8.9	6.7	5.9	3.5	5.0	5.8	3.4
		Oppose	%	9.0	1.5	5.7	9.2	15.1	9.8	11.1	7.0	11.2	10.0	6.6
		Unsure	%	1.0	3.5	0.6	0.9	1.1	0.4	0.7	1.3	1.4	0.3	1.3

2021-1804 – Globe and Mail – National Survey - STAT SHEET
Do you support, somewhat support, somewhat oppose or oppose? [RANDOMIZE]

			Region					Gender		Age			
			Canada 2021-02	Atlantic	Quebec	Ontario	Prairies	British Columbia	Male	Female	18 to 34	34 to 54	55 plus
Question - The Government of Canada introducing mandatory coronavirus testing for any traveller returning to Canada	Total	Unwgt N	1036	105	240	315	210	166	535	501	210	442	384
		Wgt N	1000	67	233	384	183	133	490	510	273	341	386
	Support	%	89.6	90.3	91.5	92.4	83.6	85.6	88.3	90.8	85.6	89.6	92.3
	Somewhat support	%	5.7	7.1	5.0	4.1	7.8	7.5	5.7	5.6	7.9	5.2	4.5
	Somewhat oppose	%	1.4	0.0	0.8	1.4	2.4	2.0	2.1	0.8	2.8	1.0	0.8
	Oppose	%	3.0	0.7	2.0	2.0	5.9	4.9	3.7	2.4	3.3	4.3	1.8
	Unsure	%	0.3	1.8	0.6	0.0	0.3	0.0	0.2	0.4	0.4	0.0	0.5

Do you support, somewhat support, somewhat oppose or oppose? [RANDOMIZE]

			Region					Gender		Age			
			Canada 2021-02	Atlantic	Quebec	Ontario	Prairies	British Columbia	Male	Female	18 to 34	34 to 54	55 plus
Question - The Government of Canada having a special bailout package to help airlines survive the pandemic	Total	Unwgt N	1036	105	240	315	210	166	535	501	210	442	384
		Wgt N	1000	67	233	384	183	133	490	510	273	341	386
	Support	%	19.5	13.7	20.7	21.0	19.5	16.1	19.9	19.2	15.9	19.1	22.5
	Somewhat support	%	45.0	48.9	50.3	42.2	37.7	51.7	44.5	45.4	40.7	44.7	48.3
	Somewhat oppose	%	17.4	20.4	17.2	17.0	18.9	14.8	16.4	18.3	20.3	18.2	14.5
	Oppose	%	15.3	14.5	8.4	16.7	21.7	14.7	18.2	12.5	21.3	14.3	11.9
	Unsure	%	2.9	2.6	3.3	3.0	2.3	2.6	1.0	4.7	1.7	3.8	2.8