

A grayscale image of a globe on a stand, centered in the background. The globe shows continents and oceans, with labels like 'NORTH AMERICA', 'U.S.A.', 'PACIFIC', and 'OCEAN'. A bright yellow triangle is in the top right corner. The main text is overlaid on the left side of the image.

Positive impressions of US on the rise with Biden election - Views on China slide.

National Survey

Conducted by Nanos Research, February 2021
Submission 2021-1695



Key Findings

1

SHIFT IN VIEWS

Canadians shift from preferring Europe as a trading partner in 2019 (48% Europe; 38% US) to now ranking the United-States as the partner they most feel comfortable with in terms of benefiting Canada (38% Europe; 51% US).

2

THE UK AND GERMANY

Similar to 2019, Canadians are most likely to report positive views of the UK (47% positive; 38% somewhat positive) and Germany (43% positive; 36% somewhat positive) when asked their opinion of countries in terms of being a positive partner with Canada.

3

CHINA AS A TRADE PARTNER

Canadian's impressions of China as a partner have gone down with more than two in three Canadians having a somewhat negative (31%; 31% in 2019) or negative opinion (38%; 25% in 2019).

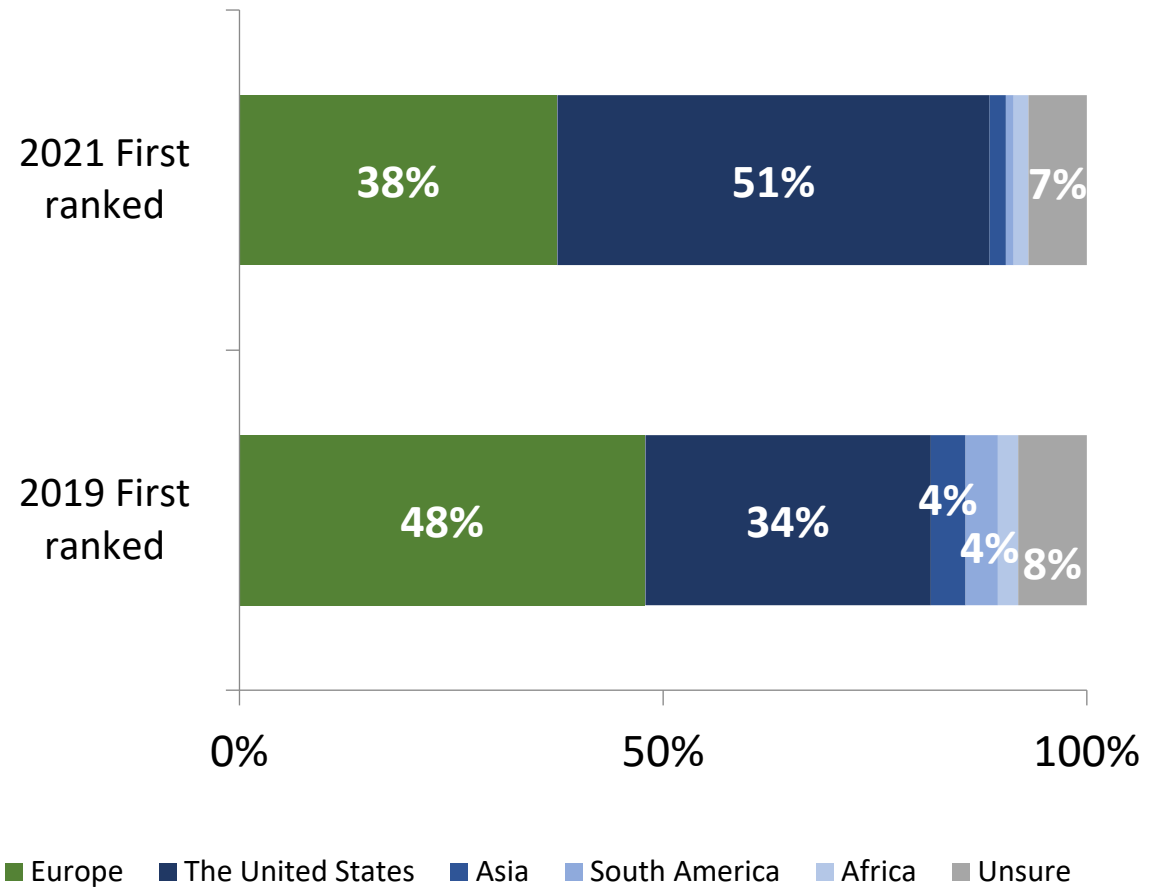
4

US AS A TRADE PARTNER

Canadian's impressions of the US as a partner have gone up. Two in three Canadians now have a positive (30%, 19% in 2019) or somewhat positive (36%, 25% in 2019) opinion of the US in terms of being a positive partner with Canada.

First ranked partner with whom Canadians are comfortable having a positive relationship

Q Thinking of Canada and its relationship with the following partners, please rank your level of comfort where 1 is the most comfortable, 2 the second most comfortable and so on in terms of having a positive relationship that benefits Canada.



“ Canadians shift from Europe to the United-States as the partner they most feel comfortable with in terms of benefiting Canada. Quebec residents (60%) were more likely to rank the US first as the partner they are most comfortable with. ”

Source: Nanos Research, RDD dual frame hybrid telephone and online random survey, January 31st to February 4th, 2021, n=1,036, accurate 3.1 percentage points plus or minus, 19 times out of 20.



First ranked partner with whom Canadians are comfortable having a positive relationship

Q Thinking of Canada and its relationship with the following partners, please rank your level of comfort where 1 is the most comfortable, 2 the second most comfortable and so on in terms of having a positive relationship that benefits Canada.

	Atlantic (n=105)	Quebec (n=240)	Ontario (n=315)	Prairies (n=210)	BC (n=166)		Atlantic (n=105)	Quebec (n=240)	Ontario (n=315)	Prairies (n=210)	BC (n=166)
Europe	40.9%	30.9%	39.1%	37.3%	43.3%	The United States	46.3%	60.4%	49.8%	49.3%	42.5%
	Men (n=535)	Women (n=501)	18 to 34 (n=210)	35 to 54 (n=442)	55 plus (n=384)		Men (n=535)	Women (n=501)	18 to 34 (n=210)	35 to 54 (n=442)	55 plus (n=384)
	34.5%	40.4%	39.5%	37.1%	36.5%		56.2%	46.1%	47.9%	51.7%	52.6%

*Weighted to the true population proportion.
 *Charts may not add up to 100 due to rounding.

First ranked partner with whom Canadians are comfortable having a positive relationship

Q Thinking of Canada and its relationship with the following partners, please rank your level of comfort where 1 is the most comfortable, 2 the second most comfortable and so on in terms of having a positive relationship that benefits Canada.

	Atlantic (n=105)	Quebec (n=240)	Ontario (n=315)	Prairies (n=210)	BC (n=166)		Atlantic (n=105)	Quebec (n=240)	Ontario (n=315)	Prairies (n=210)	BC (n=166)
Asia	2.6%	3.3%	0.3%	0.5%	6.0%	South America	-	0.7%	0.9%	1.9%	0.6%
	Men (n=535)	Women (n=501)	18 to 34 (n=210)	35 to 54 (n=442)	55 plus (n=384)		Men (n=535)	Women (n=501)	18 to 34 (n=210)	35 to 54 (n=442)	55 plus (n=384)
	2.2%	1.7%	2.0%	0.7%	3.0%		0.9%	0.9%	0.7%	1.7%	0.4%

*Weighted to the true population proportion.
 *Charts may not add up to 100 due to rounding.



First ranked partner with whom Canadians are comfortable having a positive relationship

Q Thinking of Canada and its relationship with the following partners, please rank your level of comfort where 1 is the most comfortable, 2 the second most comfortable and so on in terms of having a positive relationship that benefits Canada.

	Atlantic (n=105)	Quebec (n=240)	Ontario (n=315)	Prairies (n=210)	BC (n=166)		Atlantic (n=105)	Quebec (n=240)	Ontario (n=315)	Prairies (n=210)	BC (n=166)
Africa	0.8%	1.2%	2.7%	1.6%	0.6%	Unsure	9.4%	3.7%	7.2%	9.4%	6.9%
	Men (n=535)	Women (n=501)	18 to 34 (n=210)	35 to 54 (n=442)	55 plus (n=384)		Men (n=535)	Women (n=501)	18 to 34 (n=210)	35 to 54 (n=442)	55 plus (n=384)
	1.5%	2.0%	2.7%	1.0%	1.8%		4.7%	9.0%	7.3%	7.9%	5.7%

*Weighted to the true population proportion.
 *Charts may not add up to 100 due to rounding.



Reasons for level of comfort with first ranked partner

Q What was your main reason for your first ranked choice? [OPEN]

	Total		The United States		Europe		Unsure	
	2021 n=1036	2019 n=1000	2021 n=538	2019 n=338	2021 n=381	2019 n=482	2021 n=71	2019 n=76
TOP RESPONSES We share common interests and values/are allies	11.7%	17.7%	8.2%	13.6%	19.7%	25.3%	-	-
Physical proximity	15.0%	16.8%	28.5%	43.7%	0.9%	1.4%	-	-
Largest/important trading partner	10.1%	7.7%	18.2%	17.6%	2.2%	1.4%	-	1.9%
Most mutually beneficial/good trading agreements	8.5%	9.5%	7.9%	2.0%	9.7%	16.3%	-	2.3%
Most trustworthy/stable	8.0%	9.2%	0.7%	1.2%	19.9%	18.0%	-	-
I do not trust the US right now/do not agree with Trump	3.1%	8.9%	-	0.3%	7.9%	13.6%	2.2%	9.8%
Familiarity/longstanding relationship	8.1%	7.9%	8.9%	12.1%	9.2%	6.8%	-	1.0%
Unsure	13.5%	8.4%	9.4%	4.3%	10.5%	5.8%	51.8%	32.8%

Source: Nanos Research, RDD dual frame hybrid telephone and online random survey, January 31st to February 4th, 2021, n=1,036, accurate 3.1 percentage points plus or minus, 19 times out of 20.



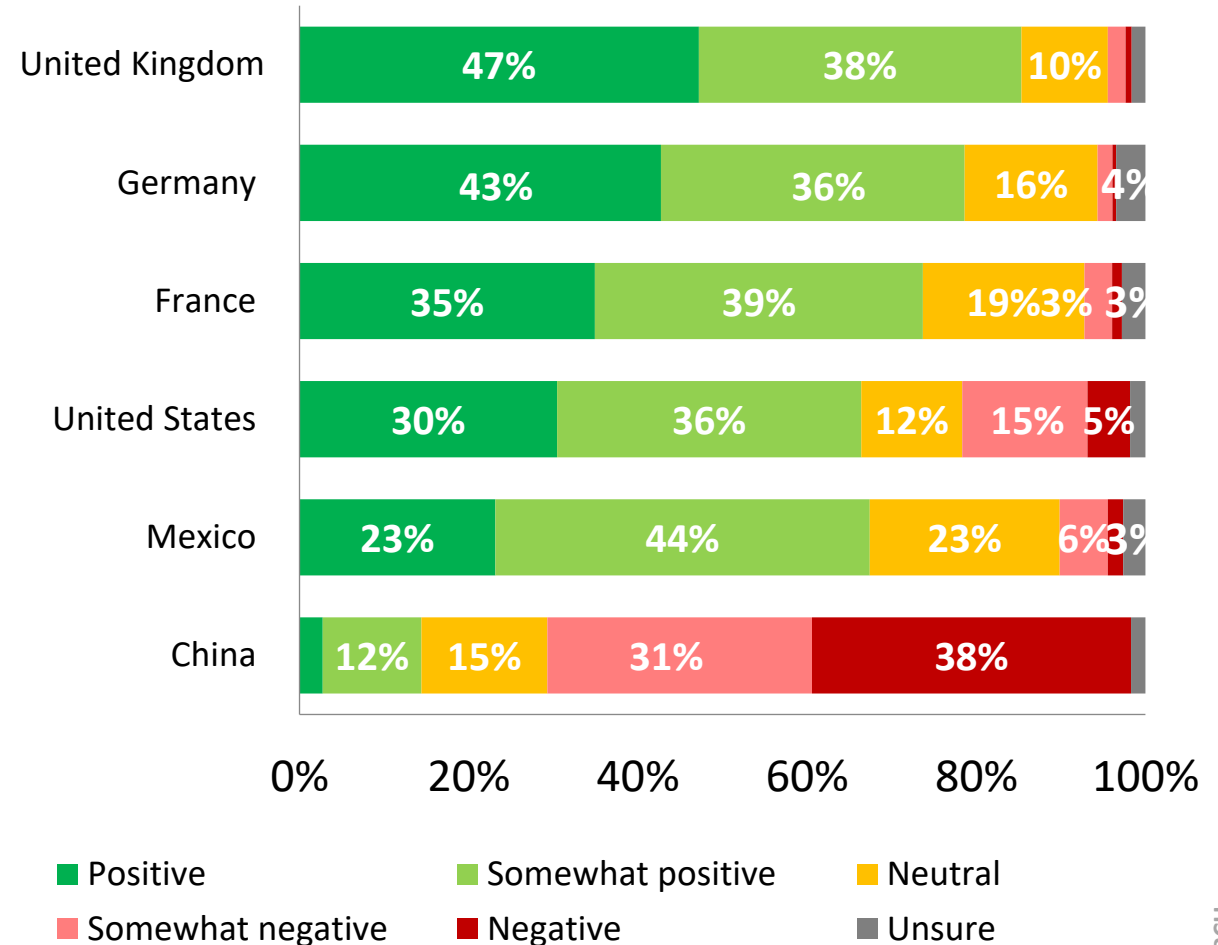
Positive trade partners with Canada



Consistent with 2019, Canadians show most positive views toward the UK and Germany in terms of being a positive partner with Canada. Opinions about China have gone down, while those about the US show an increase in positivity.



Do you have a positive, a somewhat positive, a neutral, a somewhat negative or negative opinion of the following countries in terms of being a positive partner with Canada? [RANDOMIZE]



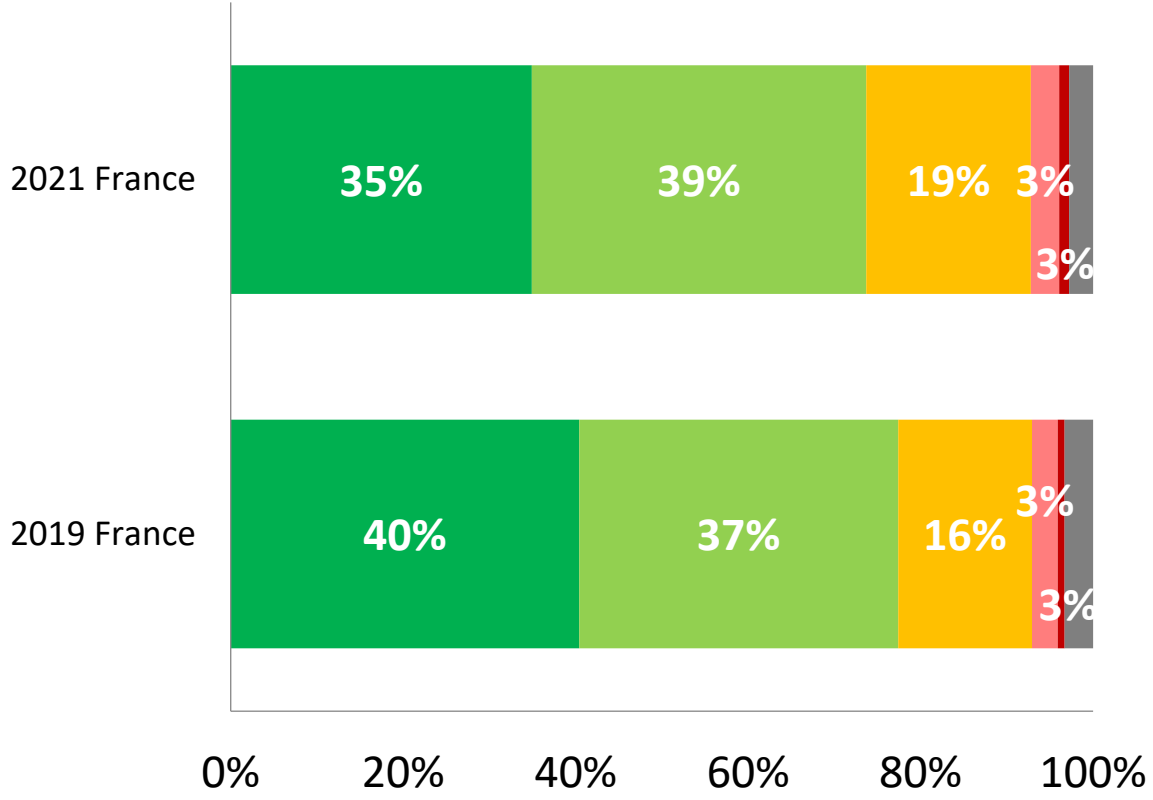
Source: Nanos Research, RDD dual frame hybrid telephone and online random survey, January 31st to February 4th, 2021, n=1,036, accurate 3.1 percentage points plus or minus, 19 times out of 20.



Positive trade partners with Canada - France



Do you have a positive, a somewhat positive, a neutral, a somewhat negative or negative opinion of the following countries in terms of being a positive partner with Canada. [RANDOMIZE]



Positive/
somewhat positive
by region

Region	Sample Size (n)	Percentage
Atlantic	105	77.1%
Quebec	240	83.3%
Ontario	315	73.8%
Prairies	210	61.4%
BC	166	71.9%

Positive/
somewhat positive
by age/gender

Demographic	Sample Size (n)	Percentage
Men	535	72.6%
Women	501	74.7%
18-34	210	76.0%
35-54	442	72.5%
55 plus	384	73.1%

- Positive
- Somewhat positive
- Neutral
- Somewhat negative
- Negative
- Unsure

Source: Nanos Research, RDD dual frame hybrid telephone and online random survey, January 31st to February 4th, 2021, n=1,036, accurate 3.1 percentage points plus or minus, 19 times out of 20.



Positive trade partners with Canada - Germany



Do you have a positive, a somewhat positive, a neutral, a somewhat negative or negative opinion of the following countries in terms of being a positive partner with Canada. [RANDOMIZE]



Positive/
somewhat positive
by region

Region	Sample Size (n)	Percentage
Atlantic	105	72.6%
Quebec	240	79.5%
Ontario	315	80.2%
Prairies	210	71.6%
BC	166	85.4%

Positive/
somewhat positive
by age/gender

Age Group	Sample Size (n)	Percentage
Men	535	81.8%
Women	501	75.6%
18-34	210	72.1%
35-54	442	77.8%
55 plus	384	83.9%

■ Positive ■ Somewhat positive ■ Neutral
■ Somewhat negative ■ Negative ■ Unsure

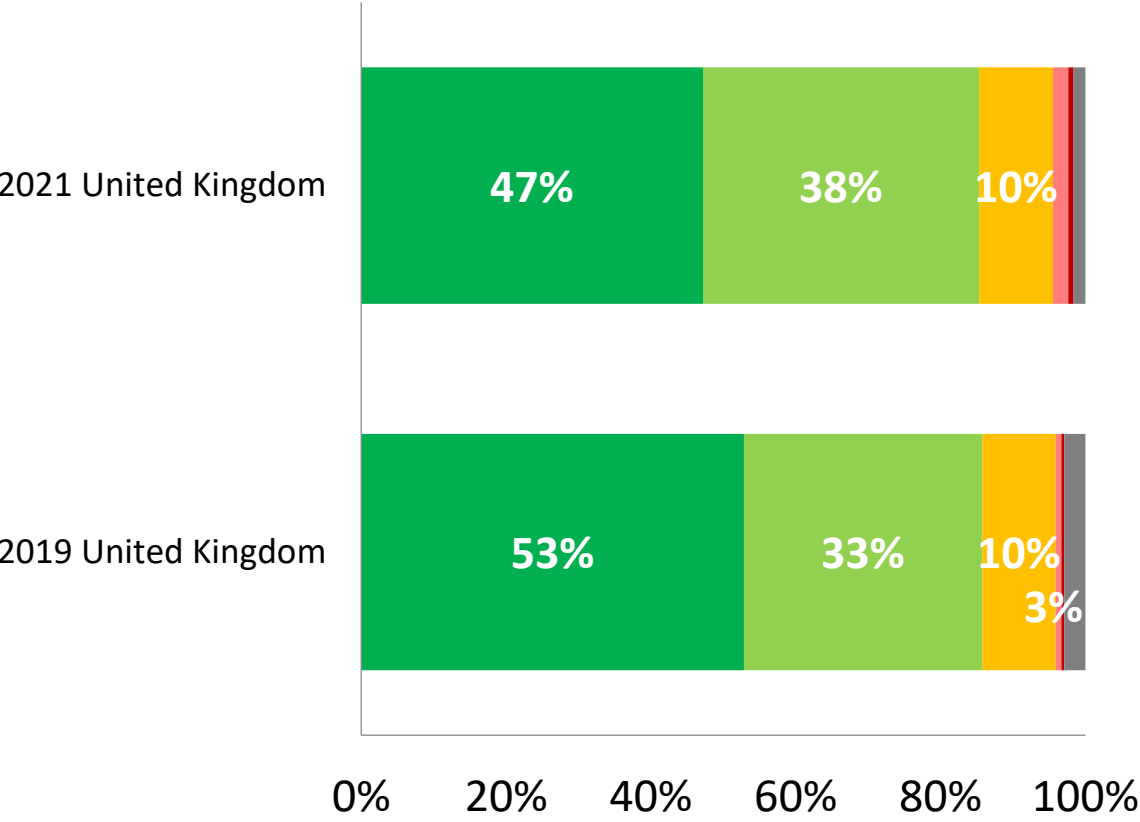
Source: Nanos Research, RDD dual frame hybrid telephone and online random survey, January 31st to February 4th, 2021, n=1,036, accurate 3.1 percentage points plus or minus, 19 times out of 20.



Positive trade partners with Canada – United Kingdom



Do you have a positive, a somewhat positive, a neutral, a somewhat negative or negative opinion of the following countries in terms of being a positive partner with Canada. [RANDOMIZE]



Positive/
somewhat positive
by region

Region	Sample Size (n)	Percentage
Atlantic	105	86.6%
Quebec	240	78.8%
Ontario	315	88.7%
Prairies	210	81.7%
BC	166	91.6%

Positive/
somewhat positive
by age/gender

Demographic	Sample Size (n)	Percentage
Men	535	88.1%
Women	501	82.7%
18-34	210	81.9%
35-54	442	85.1%
55 plus	384	87.9%

- Positive
- Somewhat positive
- Neutral
- Somewhat negative
- Negative
- Unsure

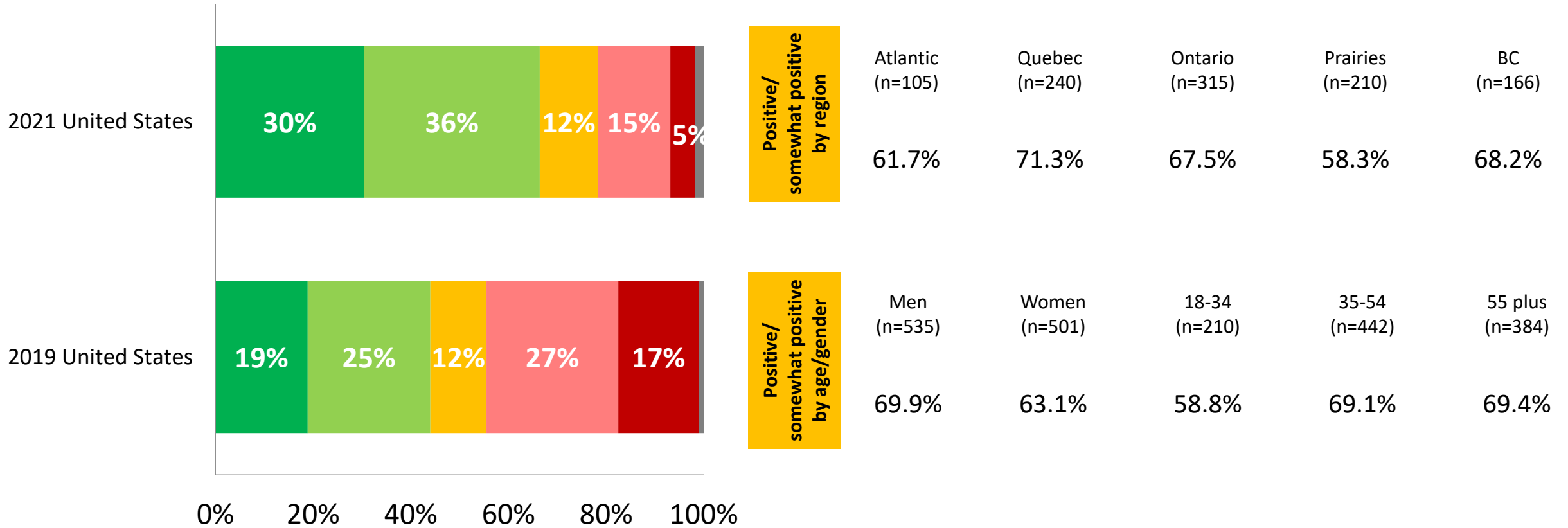
Source: Nanos Research, RDD dual frame hybrid telephone and online random survey, January 31st to February 4th, 2021, n=1,036, accurate 3.1 percentage points plus or minus, 19 times out of 20.



Positive trade partners with Canada – United States



Do you have a positive, a somewhat positive, a neutral, a somewhat negative or negative opinion of the following countries in terms of being a positive partner with Canada. [RANDOMIZE]



■ Positive
 ■ Somewhat positive
 ■ Neutral
■ Somewhat negative
 ■ Negative
 ■ Unsure

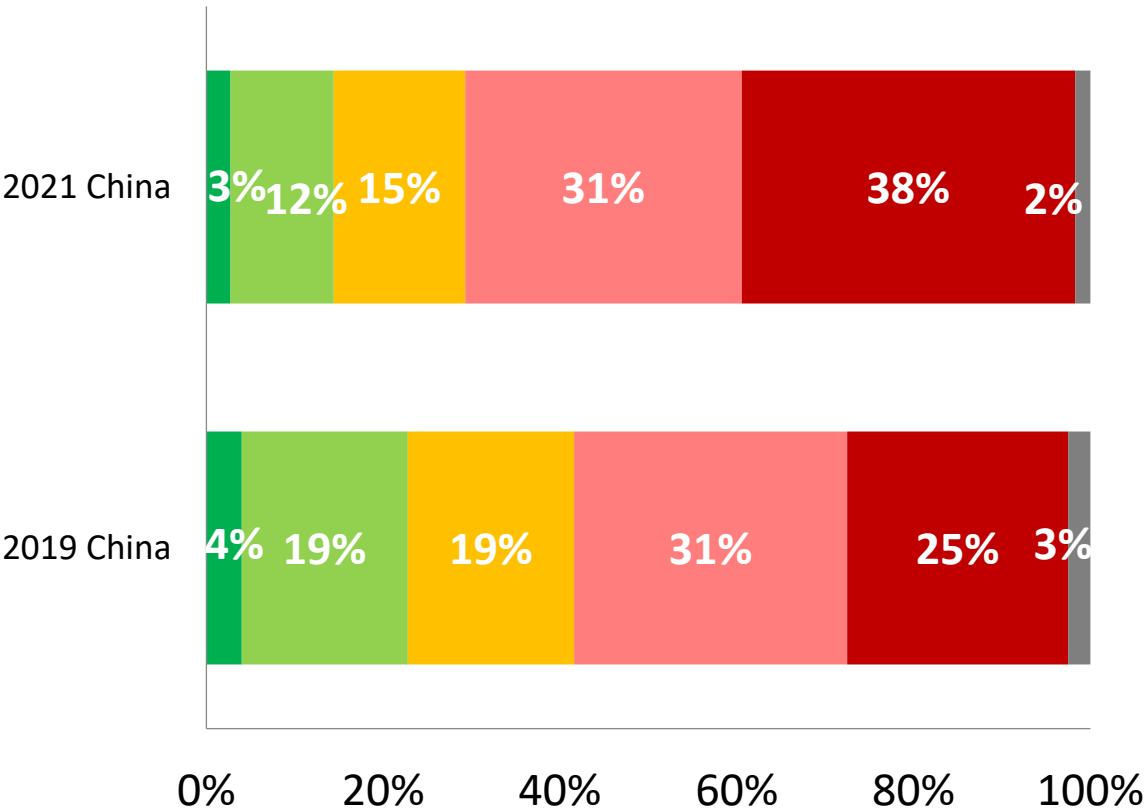
Source: Nanos Research, RDD dual frame hybrid telephone and online random survey, January 31st to February 4th, 2021, n=1,036, accurate 3.1 percentage points plus or minus, 19 times out of 20.



Positive trade partners with Canada – China



Do you have a positive, a somewhat positive, a neutral, a somewhat negative or negative opinion of the following countries in terms of being a positive partner with Canada. [RANDOMIZE]



Positive/
somewhat positive
by region

Region	Sample Size	Percentage
Atlantic	(n=105)	15.6%
Quebec	(n=240)	23.0%
Ontario	(n=315)	10.0%
Prairies	(n=210)	13.1%
BC	(n=166)	13.3%

Positive/
somewhat positive
by age/gender

Age Group	Sample Size	Percentage
Men	(n=535)	14.4%
Women	(n=501)	14.3%
18-34	(n=210)	21.3%
35-54	(n=442)	12.2%
55 plus	(n=384)	11.4%

- Positive
- Somewhat positive
- Neutral
- Somewhat negative
- Negative
- Unsure

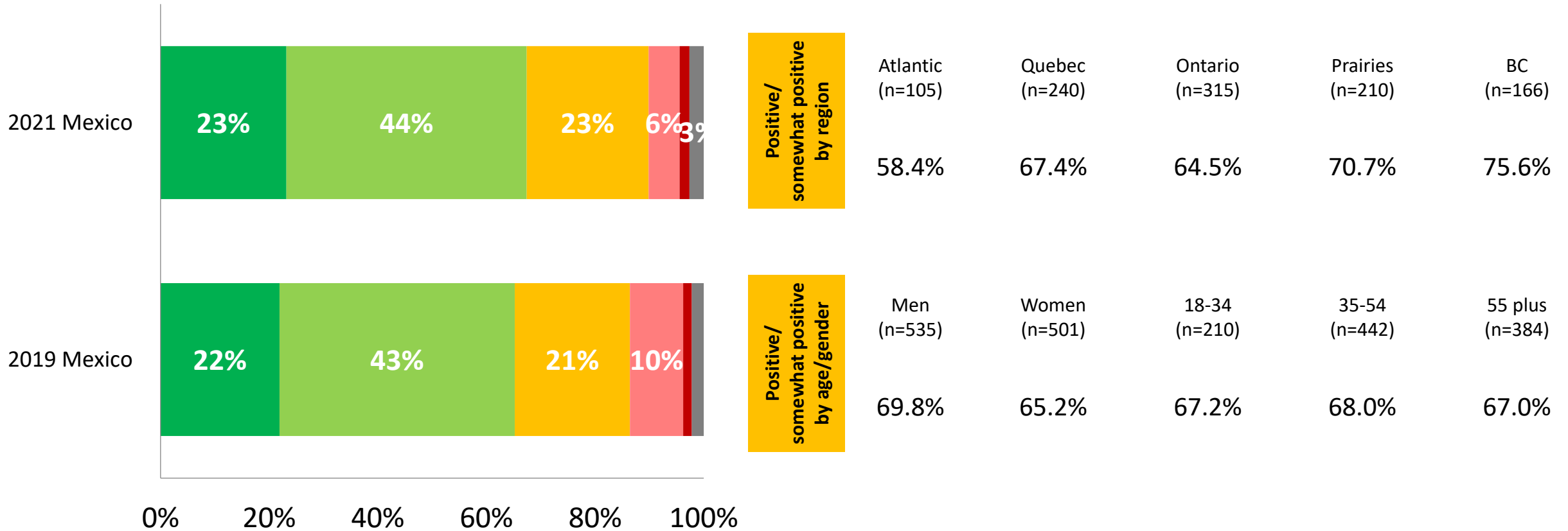
Source: Nanos Research, RDD dual frame hybrid telephone and online random survey, January 31st to February 4th, 2021, n=1,036, accurate 3.1 percentage points plus or minus, 19 times out of 20.



Positive trade partners with Canada – Mexico



Do you have a positive, a somewhat positive, a neutral, a somewhat negative or negative opinion of the following countries in terms of being a positive partner with Canada. [RANDOMIZE]



■ Positive ■ Somewhat positive ■ Neutral
■ Somewhat negative ■ Negative ■ Unsure

Source: Nanos Research, RDD dual frame hybrid telephone and online random survey, January 31st to February 4th, 2021, n=1,036, accurate 3.1 percentage points plus or minus, 19 times out of 20.



Level of cooperation between Europe and Canada

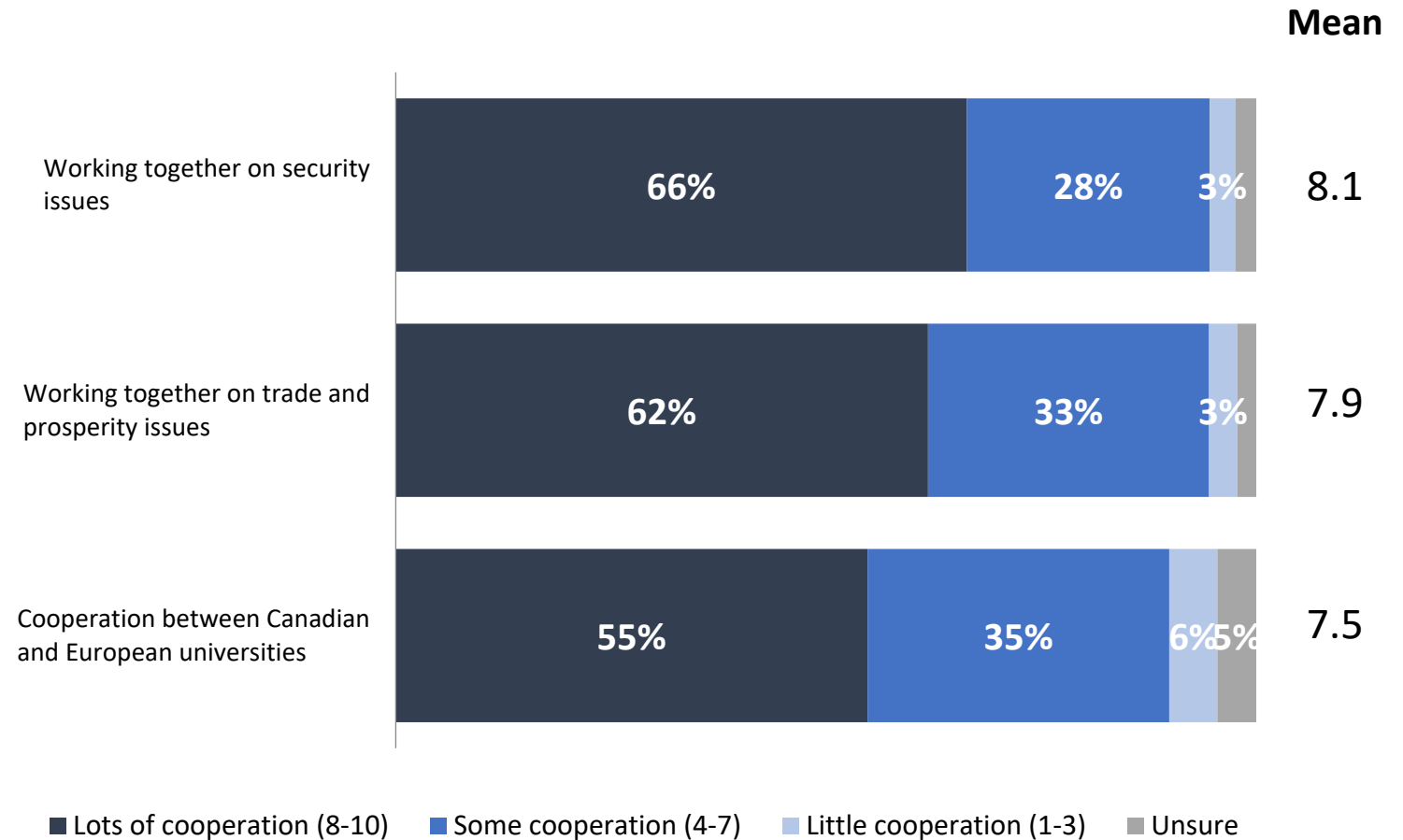


Canadians show a slight decline in the level of cooperation they think Canada should have with Europe when it comes to working together on security issues and working together on trade and prosperity issues.



Q

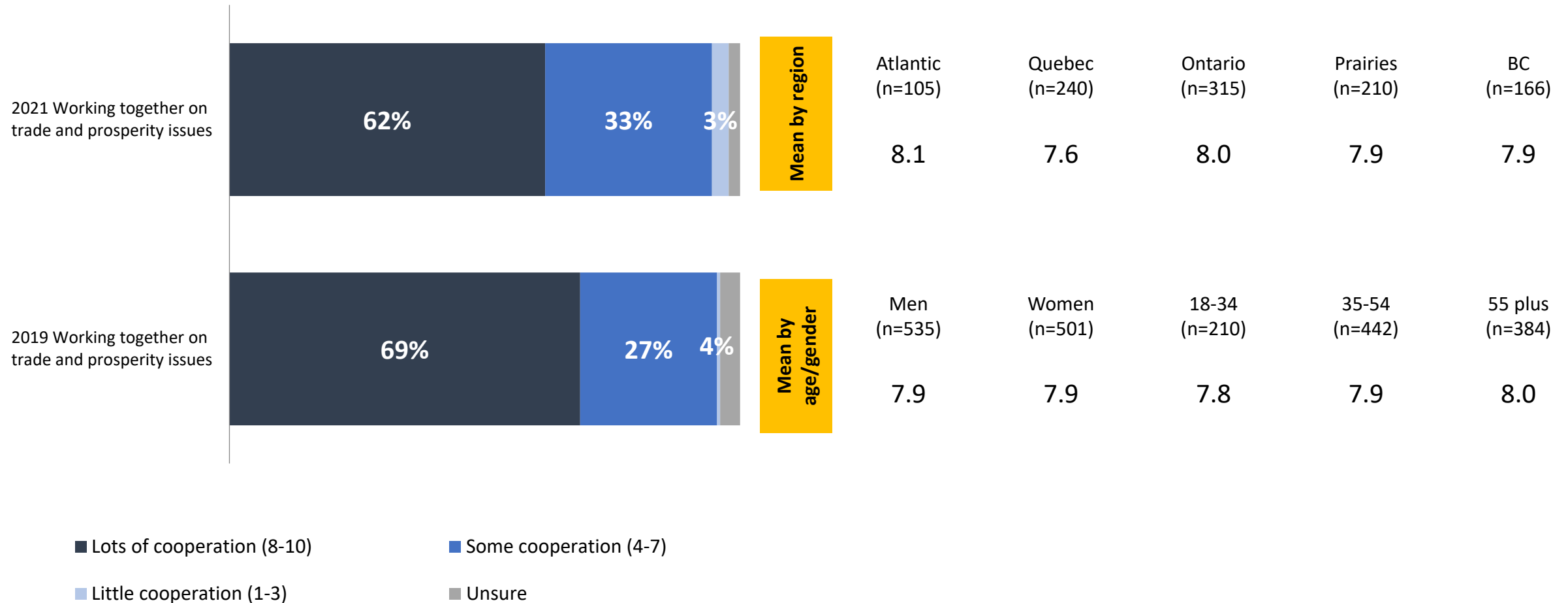
On a scale of 1 to 10 where 1 is no cooperation at all and 10 is very strong cooperation, how would you rate the level of cooperation Canada should have with Europe in the following areas?



Europe-Canada – Working together on trade and prosperity issues

Q

On a scale of 1 to 10 where 1 is no cooperation at all and 10 is very strong cooperation, how would you rate the level of cooperation Canada should have with Europe in the following areas?

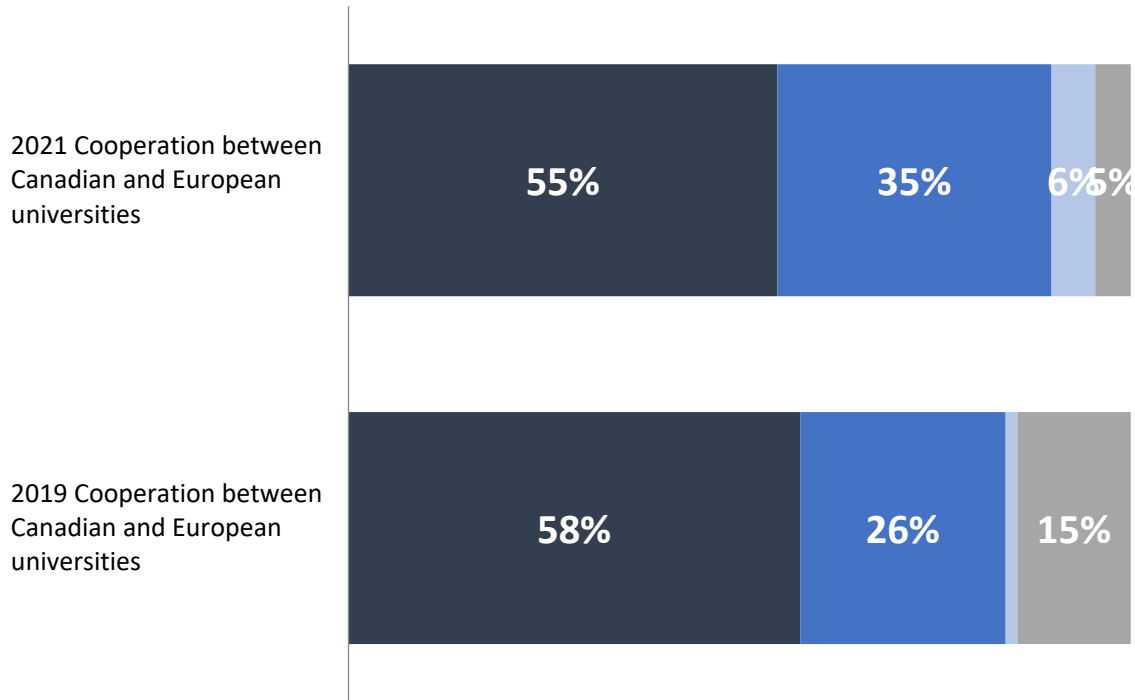


Source: Nanos Research, RDD dual frame hybrid telephone and online random survey, January 31st to February 4th, 2021, n=1,036, accurate 3.1 percentage points plus or minus, 19 times out of 20.

Europe-Canada – Cooperation between Canadian and European universities



On a scale of 1 to 10 where 1 is no cooperation at all and 10 is very strong cooperation, how would you rate the level of cooperation Canada should have with Europe in the following areas?



Mean by region

Region	Sample Size (n)	Mean Rating
Atlantic	105	7.8
Quebec	240	7.6
Ontario	315	7.5
Prairies	210	7.3
BC	166	7.7

Mean by age/gender

Demographic	Sample Size (n)	Mean Rating
Men	535	7.5
Women	501	7.6
18-34	210	7.4
35-54	442	7.4
55 plus	384	7.7

- Lots of cooperation (8-10)
- Some cooperation (4-7)
- Little cooperation (1-3)
- Unsure

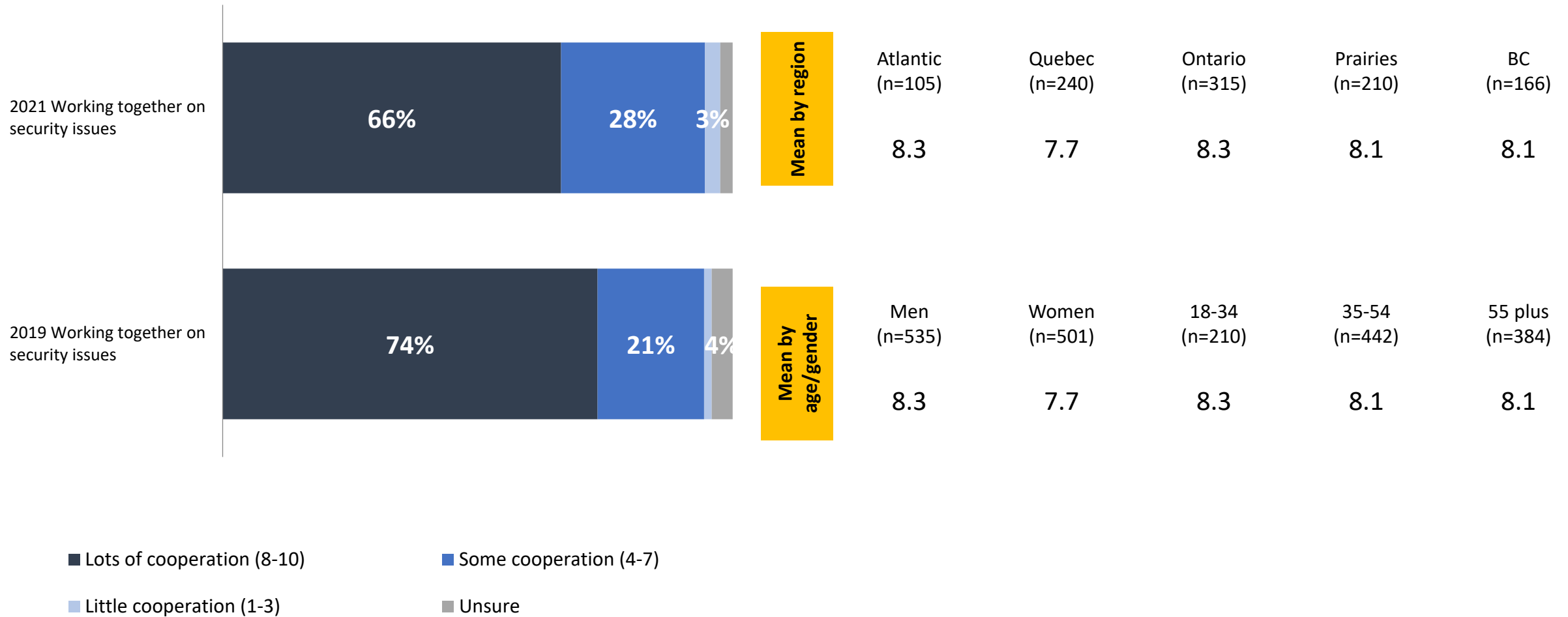
Source: Nanos Research, RDD dual frame hybrid telephone and online random survey, January 31st to February 4th, 2021, n=1,036, accurate 3.1 percentage points plus or minus, 19 times out of 20.



Europe-Canada – Working together on security issues

Q

On a scale of 1 to 10 where 1 is no cooperation at all and 10 is very strong cooperation, how would you rate the level of cooperation Canada should have with Europe in the following areas?

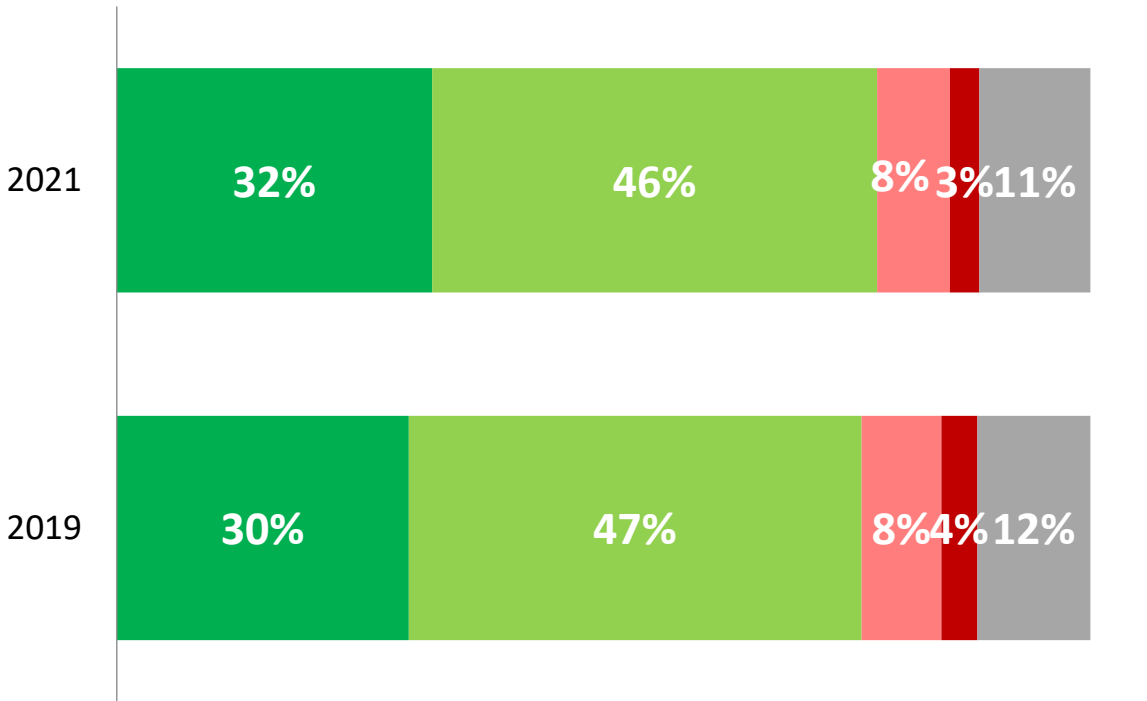


Source: Nanos Research, RDD dual frame hybrid telephone and online random survey, January 31st to February 4th, 2021, n=1,036, accurate 3.1 percentage points plus or minus, 19 times out of 20.

Impression of NATO



Please tell me if you have a very favorable, somewhat favorable, somewhat unfavorable or very unfavorable opinion of NATO, that is, North Atlantic Treaty Organization.



Very favourable/
somewhat
favourable by region

Very favourable/
somewhat favourable
by age/gender

	Atlantic (n=105)	Quebec (n=240)	Ontario (n=315)	Prairies (n=210)	BC (n=166)
Very favourable/ somewhat favourable by region	83.4	78.0	81.3	71.6	75.6
	Men (n=535)	Women (n=501)	18-34 (n=210)	35-54 (n=442)	55 plus (n=384)
Very favourable/ somewhat favourable by age/gender	83.1	73.3	70.6	76.4	85.0

0% 20% 40% 60% 80% 100%

- Very favourable
- Somewhat favourable
- Somewhat unfavourable
- Unfavourable
- Unsure

Source: Nanos Research, RDD dual frame hybrid telephone and online random survey, January 31st to February 4th, 2021, n=1,036, accurate 3.1 percentage points plus or minus, 19 times out of 20.



Nanos conducted an RDD dual frame (land- and cell-lines) random telephone survey of 1,036 Canadians, 18 years of age or older, between January 31st and February 4th, 2021. Participants were randomly recruited by telephone using live agents and administered a survey. The results were statistically checked and weighted by age and gender using the latest Census information and the sample is geographically stratified to be representative of Canada. The sample is geographically stratified to be representative of Canada.

Individuals were randomly called using random digit dialling with a maximum of five call backs.

The margin of error for this survey is ± 3.1 percentage points, 19 times out of 20.

The research was commissioned and conducted by Nanos Research.

Note: Charts may not add up to 100 due to rounding.

Previous wave: Nanos conducted an RDD dual frame (land- and cell-lines) hybrid telephone and online random survey of 1,000 Canadians, 18 years of age or older, between April 25th to 28th, 2019 as part of an omnibus survey. Participants were randomly recruited by telephone using live agents and administered a survey online. The results were statistically checked and weighted by age and gender using the latest Census information and the sample is geographically stratified to be representative of Canada.



Element	Description	Element	Description
Research sponsor	Nanos Research	Weighting of Data	The results were weighted by age and gender using the latest Census information (2016) and the sample is geographically stratified to ensure a distribution across all regions of Canada. See tables for full weighting disclosure
Population and Final Sample Size	1,036 Randomly selected individuals.	Screening	Screening ensured potential respondents did not work in the market research industry, in the advertising industry, in the media or a political party prior to administering the survey to ensure the integrity of the data.
Source of Sample	Nanos Hybrid Probability Panel	Excluded Demographics	Individuals younger than 18 years old; individuals without land or cell lines, and individuals without internet access could not participate.
Type of Sample	Probability	Stratification	By age and gender using the latest Census information (2016) and the sample is geographically stratified to be representative of Canada. Smaller areas such as Atlantic Canada were marginally oversampled to allow for a minimum regional sample.
Margin of Error	±3.1 percentage points, 19 times out of 20.	Estimated Response Rate	15 percent, consistent with industry norms.
Mode of Survey	RDD dual frame (land- and cell-lines) hybrid telephone and online omnibus survey	Question Order	Question order in the preceding report reflects the order in which they appeared in the original questionnaire.
Sampling Method Base	The sample included both land- and cell-lines RDD (Random Digit Dialed) across Canada.	Question Content	Topics on the omnibus ahead of the survey content included: views on political issues, and views on economic issues.
Demographics (Captured)	Atlantic Canada, Quebec, Ontario, Prairies, British Columbia; Men and Women; 18 years and older. Six digit postal code was used to validate geography.	Question Wording	The questions in the preceding report are written exactly as they were asked to individuals.
Fieldwork/Validation	Individuals were recruited using live interviews with live supervision to validate work, the research questions were administered online	Research/Data Collection Supplier	Nanos Research
Number of Calls	Maximum of five call backs to those recruited.	Contact	Contact Nanos Research for more information or with any concerns or questions. http://www.nanos.co Telephone:(613) 234-4666 ext. 237 Email: info@nanosresearch.com.
Time of Calls	Individuals recruited were called between 12-5:30 pm and 6:30-9:30pm local time for the respondent.		
Field Dates	January 31 st to February 4 th 2021.		
Language of Survey	The survey was conducted in both English and French.		
Standards	Nanos Research is a member of the Canadian Research Insights Council (CRIC) and confirms that this research fully complies with all CRIC Standards including the CRIC Public Opinion Research Standards and Disclosure Requirements. https://canadianresearchinsightscouncil.ca/standards/		



nanos dimap analytika



NANOS RUTHERFORD MCKAY & Co.

As one of North America's premier market and public opinion research firms, we put strategic intelligence into the hands of decision makers. The majority of our work is for private sector and public facing organizations and ranges from market studies, managing reputation through to leveraging data intelligence. Nanos Research offers a vertically integrated full service quantitative and qualitative research practice to attain the highest standards and the greatest control over the research process. www.nanos.co

This international joint venture between [dimap](http://www.dimap.com) and [Nanos](http://www.nanos.co) brings together top research and data experts from North American and Europe to deliver exceptional data intelligence to clients. The team offers data intelligence services ranging from demographic and sentiment microtargeting; consumer sentiment identification and decision conversion; and, data analytics and profiling for consumer persuasion. www.nanosdimap.com

NRM is an affiliate of Nanos Research and Rutherford McKay Associates. Our service offerings are based on decades of professional experience and extensive research and include public acceptance and engagement, communications audits, and narrative development. www.nrmpublicaffairs.com

ABOUT NANOS



TABULATIONS



Nanos Research – January Omni – Foreign Relations – STAT SHEET

Thinking of Canada and its relationship with the following partners, please rank your level of comfort where 1 is the most comfortable, 2 the second most comfortable and so on in terms of having a positive relationship that benefits Canada.
[RANDOMIZE]

			Region						Gender		Age		
			Canada 2021-02	Atlantic	Quebec	Ontario	Prairies	British Columbia	Male	Female	18 to 34	34 to 54	55 plus
Question - Rank 1	Total	Unwgt N	1036	105	240	315	210	166	535	501	210	442	384
		Wgt N	1000	67	233	384	183	133	490	510	273	341	386
	The United States	%	51.0	46.3	60.4	49.8	49.3	42.5	56.2	46.1	47.9	51.7	52.6
	Europe	%	37.5	40.9	30.9	39.1	37.3	43.3	34.5	40.4	39.5	37.1	36.5
	Asia	%	1.9	2.6	3.3	0.3	0.5	6.0	2.2	1.7	2.0	0.7	3.0
	Africa	%	1.7	0.8	1.2	2.7	1.6	0.6	1.5	2.0	2.7	1.0	1.8
	South America	%	0.9	0.0	0.7	0.9	1.9	0.6	0.9	0.9	0.7	1.7	0.4
	Unsure	%	6.9	9.4	3.7	7.2	9.4	6.9	4.7	9.0	7.3	7.9	5.7

Thinking of Canada and its relationship with the following partners, please rank your level of comfort where 1 is the most comfortable, 2 the second most comfortable and so on in terms of having a positive relationship that benefits Canada.
[RANDOMIZE]

			Region						Gender		Age		
			Canada 2021-02	Atlantic	Quebec	Ontario	Prairies	British Columbia	Male	Female	18 to 34	34 to 54	55 plus
Question - Rank 2	Total	Unwgt N	961	95	230	292	188	156	510	451	196	405	360
		Wgt N	928	60	224	356	164	124	467	461	253	312	363
	The United States	%	24.5	27.6	17.5	28.2	23.0	27.1	22.1	27.0	26.9	25.3	22.2
	Europe	%	48.0	45.7	53.5	47.0	47.5	42.8	51.3	44.7	43.0	49.1	50.7
	Asia	%	11.6	13.2	12.9	10.8	11.8	10.7	12.0	11.3	14.5	9.1	11.8
	Africa	%	2.5	2.8	1.8	1.6	3.6	4.6	1.7	3.3	3.9	1.5	2.3
	South America	%	9.3	6.9	9.0	9.7	9.9	9.0	8.4	10.2	10.5	10.6	7.4
	Unsure	%	4.0	3.7	5.3	2.7	4.2	5.7	4.5	3.5	1.3	4.5	5.6

Nanos conducted an RDD dual frame (land- and cell- lines) hybrid telephone and online random survey of 1,036 Canadians, 18 years of age or older, between January 31st and February 4th, 2021. The margin of error for this survey is ±3.1 percentage points, 19 times out of 20.



Nanos Research – January Omni – Foreign Relations – STAT SHEET

Thinking of Canada and its relationship with the following partners, please rank your level of comfort where 1 is the most comfortable, 2 the second most comfortable and so on in terms of having a positive relationship that benefits Canada.
[RANDOMIZE]

Question - Rank 3	Total	Unwgt N	Region					Gender		Age			
			Canada 2021-02	Atlantic	Quebec	Ontario	Prairies	British Columbia	Male	Female	18 to 34	34 to 54	55 plus
		Wgt N	883	58	212	344	153	117	442	440	246	297	340
	The United States	%	8.3	7.6	5.7	8.5	8.8	11.8	6.8	9.7	9.8	7.9	7.5
	Europe	%	7.3	3.5	10.8	6.5	7.3	5.0	7.3	7.2	8.1	7.5	6.5
	Asia	%	31.8	32.6	28.1	32.4	28.4	40.8	35.6	28.0	30.1	34.3	30.9
	Africa	%	12.9	18.0	10.2	16.9	10.0	7.0	10.5	15.3	12.0	11.8	14.4
	South America	%	28.3	28.0	28.2	24.9	35.6	29.2	28.5	28.0	27.9	27.0	29.7
	Unsure	%	11.5	10.4	16.9	10.7	10.0	6.2	11.2	11.7	12.1	11.4	11.1

Nanos conducted an RDD dual frame (land- and cell- lines) hybrid telephone and online random survey of 1,036 Canadians, 18 years of age or older, between January 31st and February 4th, 2021. The margin of error for this survey is ±3.1 percentage points, 19 times out of 20.



Nanos Research – January Omni – Foreign Relations – STAT SHEET

Thinking of Canada and its relationship with the following partners, please rank your level of comfort where 1 is the most comfortable, 2 the second most comfortable and so on in terms of having a positive relationship that benefits Canada.
[RANDOMIZE]

			Region					Gender		Age			
			Canada 2021-02	Atlantic	Quebec	Ontario	Prairies	British Columbia	Male	Female	18 to 34	34 to 54	55 plus
Question - Rank 4	Total	Unwgt N	803	81	182	245	157	138	426	377	163	339	301
		Wgt N	778	51	176	304	137	109	392	386	216	260	302
	The United States	%	5.5	10.4	6.0	4.4	7.9	2.3	5.3	5.6	7.8	3.6	5.4
	Europe	%	2.4	0.0	1.7	2.9	2.1	3.3	2.4	2.3	3.9	1.6	2.0
	Asia	%	17.9	16.3	23.1	16.6	17.6	14.4	14.9	21.0	17.0	16.2	20.1
	Africa	%	33.1	35.8	26.3	36.4	36.0	29.8	33.5	32.7	29.3	34.0	35.1
	South America	%	34.4	32.3	31.9	34.2	30.3	44.8	36.0	32.7	33.3	36.4	33.3
	Unsure	%	6.8	5.3	11.0	5.5	6.0	5.3	7.8	5.7	8.8	8.3	4.1

Thinking of Canada and its relationship with the following partners, please rank your level of comfort where 1 is the most comfortable, 2 the second most comfortable and so on in terms of having a positive relationship that benefits Canada.
[RANDOMIZE]

			Region					Gender		Age			
			Canada 2021-02	Atlantic	Quebec	Ontario	Prairies	British Columbia	Male	Female	18 to 34	34 to 54	55 plus
Question - Rank 5	Total	Unwgt N	714	70	156	223	139	126	382	332	144	298	272
		Wgt N	692	45	151	274	121	101	351	341	190	229	273
	The United States	%	5.4	6.1	5.0	4.5	3.3	10.9	4.2	6.8	3.4	4.8	7.4
	Europe	%	0.6	2.3	0.0	0.7	1.2	0.0	1.1	0.1	2.0	0.2	0.0
	Asia	%	29.5	27.4	27.0	32.7	33.3	21.1	27.8	31.3	29.9	31.8	27.3
	Africa	%	44.6	35.7	53.9	37.3	45.3	53.3	48.3	40.7	45.3	46.3	42.6
	South America	%	19.1	28.6	13.7	23.8	16.1	13.5	17.8	20.4	19.3	16.1	21.4
	Unsure	%	0.8	0.0	0.5	0.9	0.7	1.1	0.9	0.7	0.0	0.7	1.4

Nanos conducted an RDD dual frame (land- and cell- lines) hybrid telephone and online random survey of 1,036 Canadians, 18 years of age or older, between January 31st and February 4th, 2021. The margin of error for this survey is ±3.1 percentage points, 19 times out of 20.



Nanos Research – January Omni – Foreign Relations – STAT SHEET

			Region						Gender		Age		
			Canada 2021-02	Atlantic	Quebec	Ontario	Prairies	British Columbia	Male	Female	18 to 34	34 to 54	55 plus
Question - What was your main reason for your first ranked choice? [Open-ended]	Total	Unwgt N	1036	105	240	315	210	166	535	501	210	442	384
		Wgt N	1000	67	233	384	183	133	490	510	273	341	386
	Physical proximity	%	15.0	14.6	20.9	13.0	13.2	12.8	14.2	15.7	17.0	14.5	13.9
	Familiarity/longstanding relationship	%	8.1	7.2	6.8	7.6	8.5	12.1	8.3	8.0	5.9	8.6	9.3
	We share common interests and values/are allies	%	11.7	12.2	9.3	11.4	8.2	21.2	12.4	11.0	11.3	11.7	12.0
	Largest/important trading partner	%	10.1	2.5	8.9	11.8	12.5	7.6	13.5	6.8	8.8	11.1	10.1
	Most trustworthy/stable	%	8.0	11.2	6.2	9.2	4.6	11.1	8.0	8.0	7.8	6.7	9.4
	Most mutually beneficial/good trading agreements	%	8.5	11.8	12.6	7.0	7.3	5.8	9.2	7.9	9.0	7.3	9.2
	I do not trust the US right now/do not agree with Trump	%	3.1	0.8	1.4	3.9	5.3	1.8	3.6	2.6	3.4	4.1	2.0
	Don't know enough to comment	%	2.1	4.0	0.4	2.5	3.0	1.9	1.0	3.3	2.8	2.4	1.4
	Personal opinion/ Based on what I've read about it	%	1.0	2.3	1.0	0.9	0.8	1.1	0.6	1.5	1.0	1.2	0.9
	Don't trust any of them	%	2.9	0.7	2.2	4.0	3.4	1.5	2.6	3.2	0.0	2.9	5.0
	Recent change in government/administration	%	8.1	5.6	8.2	10.4	6.6	5.0	7.5	8.7	2.4	8.2	12.1
	Main source of vaccine/handling the pandemic best	%	3.1	0.8	1.4	3.8	4.0	4.0	3.6	2.6	1.8	3.5	3.7
	Other	%	4.7	2.6	9.1	2.8	5.2	2.9	4.4	5.0	3.8	6.3	3.9
Unsure	%	13.5	23.6	11.5	11.7	17.4	11.4	11.3	15.6	24.8	11.6	7.1	

Nanos conducted an RDD dual frame (land- and cell- lines) hybrid telephone and online random survey of 1,036 Canadians, 18 years of age or older, between January 31st and February 4th, 2021. The margin of error for this survey is ±3.1 percentage points, 19 times out of 20.



Nanos Research – January Omni – Foreign Relations – STAT SHEET

First ranked - Thinking of Canada and its relationship with the following partners, please rank your level of comfort where 1 is the most comfortable, 2 the second most comfortable and so on in terms of having a positive relationship that benefits Canada.

			Canada 2021-02	The United States	Europe	Asia	Africa	South America	Unsure
Question - What was your main reason for your first ranked choice? [Open-ended]	Total	Unwgt N	1036	538	381	21	15	10	71
		Wgt N	1000	510	375	19	17	9	69
	Physical proximity	%	15.0	28.5	0.9	0.0	0.0	6.1	0.0
	Familiarity/longstanding relationship	%	8.1	8.9	9.2	0.0	0.0	16.6	0.0
	We share common interests and values/are allies	%	11.7	8.2	19.7	0.0	5.9	0.0	0.0
	Largest/important trading partner	%	10.1	18.2	2.2	0.0	0.0	0.0	0.0
	Most trustworthy/stable	%	8.0	0.7	19.9	7.3	4.8	0.0	0.0
	Most mutually beneficial/good trading agreements	%	8.5	7.9	9.7	22.9	19.7	9.8	0.0
	I do not trust the US right now/do not agree with Trump	%	3.1	0.0	7.9	0.0	0.0	0.0	2.2
	Don't know enough to comment	%	2.1	0.4	1.0	0.0	5.9	0.0	20.8
	Personal opinion/ Based on what I've read about it	%	1.0	0.5	1.6	2.7	0.0	0.0	2.2
	Don't trust any of them	%	2.9	0.6	3.8	6.7	5.9	0.0	13.6
	Recent change in government/administration	%	8.1	14.5	1.2	0.0	8.8	0.0	1.4
	Main source of vaccine/handling the pandemic best	%	3.1	0.4	6.0	14.5	5.9	8.2	2.8
	Other	%	4.7	1.8	6.6	32.6	15.5	9.8	5.3
	Unsure	%	13.5	9.4	10.5	13.2	27.6	49.3	51.8

Nanos conducted an RDD dual frame (land- and cell- lines) hybrid telephone and online random survey of 1,036 Canadians, 18 years of age or older, between January 31st and February 4th, 2021. The margin of error for this survey is ±3.1 percentage points, 19 times out of 20.



Nanos Research – January Omni – Foreign Relations – STAT SHEET

Do you have a positive, a somewhat positive, a neutral, a somewhat negative or negative opinion of the following countries in terms of being a positive partner with Canada? [RANDOMIZE]

			Region					Gender		Age				
			Canada 2021-02	Atlantic	Quebec	Ontario	Prairies	British Columbia	Male	Female	18 to 34	34 to 54	55 plus	
Question - France	Total	Unwgt N	1036	105	240	315	210	166	535	501	210	442	384	
		Wgt N	1000	67	233	384	183	133	490	510	273	341	386	
		Positive	%	34.9	28.8	44.4	34.8	27.9	31.5	36.3	33.6	37.7	29.7	37.5
		Somewhat positive	%	38.8	48.3	38.9	39.0	33.5	40.4	36.3	41.1	38.3	42.8	35.6
		Neutral	%	19.1	18.8	11.6	21.3	23.3	20.1	19.8	18.4	16.1	20.9	19.6
		Somewhat negative	%	3.3	1.6	2.7	1.7	7.5	3.7	3.9	2.6	2.5	2.9	4.1
		Negative	%	1.1	0.7	0.6	1.2	1.6	1.5	1.6	0.7	0.7	1.5	1.2
		Unsure	%	2.8	1.8	1.7	2.0	6.2	2.7	2.1	3.5	4.6	2.2	2.0

Do you have a positive, a somewhat positive, a neutral, a somewhat negative or negative opinion of the following countries in terms of being a positive partner with Canada? [RANDOMIZE]

			Region					Gender		Age				
			Canada 2021-02	Atlantic	Quebec	Ontario	Prairies	British Columbia	Male	Female	18 to 34	34 to 54	55 plus	
Question - Germany	Total	Unwgt N	1036	105	240	315	210	166	535	501	210	442	384	
		Wgt N	1000	67	233	384	183	133	490	510	273	341	386	
		Positive	%	42.7	29.9	41.6	46.3	37.9	47.5	47.2	38.4	41.2	40.6	45.6
		Somewhat positive	%	35.9	42.7	37.9	33.9	33.7	37.9	34.6	37.2	30.9	37.2	38.3
		Neutral	%	15.7	21.1	16.6	14.2	19.9	10.1	13.7	17.7	19.0	17.0	12.3
		Somewhat negative	%	1.8	1.5	2.0	1.7	1.6	1.6	1.8	1.7	0.9	2.7	1.5
		Negative	%	0.4	0.7	0.0	1.0	0.0	0.0	0.8	0.1	0.7	0.4	0.3
		Unsure	%	3.5	4.1	1.8	2.9	6.9	2.9	2.0	4.9	7.3	2.1	2.0

Nanos conducted an RDD dual frame (land- and cell- lines) hybrid telephone and online random survey of 1,036 Canadians, 18 years of age or older, between January 31st and February 4th, 2021. The margin of error for this survey is ±3.1 percentage points, 19 times out of 20.



Nanos Research – January Omni – Foreign Relations – STAT SHEET

Do you have a positive, a somewhat positive, a neutral, a somewhat negative or negative opinion of the following countries in terms of being a positive partner with Canada? [RANDOMIZE]

			Region					Gender		Age				
			Canada 2021-02	Atlantic	Quebec	Ontario	Prairies	British Columbia	Male	Female	18 to 34	34 to 54	55 plus	
Question - The United Kingdom	Total	Unwgt N	1036	105	240	315	210	166	535	501	210	442	384	
		Wgt N	1000	67	233	384	183	133	490	510	273	341	386	
		Positive	%	47.2	56.1	37.9	50.3	45.8	52.1	50.8	43.7	44.6	49.0	47.4
		Somewhat positive	%	38.1	30.5	40.9	38.4	35.9	39.5	37.3	39.0	37.3	36.1	40.5
		Neutral	%	10.2	7.4	14.2	9.4	13.1	3.1	7.9	12.4	11.6	10.2	9.3
		Somewhat negative	%	2.1	2.6	2.8	0.8	3.6	2.5	1.9	2.3	2.7	1.9	1.8
		Negative	%	0.7	0.8	0.9	0.7	0.0	1.4	1.1	0.4	0.7	1.2	0.3
		Unsure	%	1.6	2.6	3.4	0.5	1.6	1.4	1.1	2.2	3.1	1.5	0.7

Nanos conducted an RDD dual frame (land- and cell- lines) hybrid telephone and online random survey of 1,036 Canadians, 18 years of age or older, between January 31st and February 4th, 2021. The margin of error for this survey is ±3.1 percentage points, 19 times out of 20.



Nanos Research – January Omni – Foreign Relations – STAT SHEET

Do you have a positive, a somewhat positive, a neutral, a somewhat negative or negative opinion of the following countries in terms of being a positive partner with Canada? [RANDOMIZE]

			Region					Gender		Age				
			Canada 2021-02	Atlantic	Quebec	Ontario	Prairies	British Columbia	Male	Female	18 to 34	34 to 54	55 plus	
Question - The United States	Total	Unwgt N	1036	105	240	315	210	166	535	501	210	442	384	
		Wgt N	1000	67	233	384	183	133	490	510	273	341	386	
		Positive	%	30.4	28.6	35.1	30.4	28.6	25.9	34.3	26.8	26.0	30.6	33.4
		Somewhat positive	%	36.0	33.1	36.2	37.1	29.7	42.3	35.6	36.3	32.8	38.5	36.0
		Neutral	%	11.9	10.7	9.7	12.2	13.8	12.9	10.9	12.9	17.0	9.3	10.6
		Somewhat negative	%	14.8	18.9	13.7	12.6	20.2	13.8	12.4	17.2	16.7	14.7	13.6
		Negative	%	5.0	6.0	3.7	6.2	5.4	3.0	5.8	4.3	3.8	5.8	5.2
		Unsure	%	1.8	2.8	1.5	1.5	2.3	2.1	1.0	2.6	3.7	1.1	1.1

Do you have a positive, a somewhat positive, a neutral, a somewhat negative or negative opinion of the following countries in terms of being a positive partner with Canada? [RANDOMIZE]

			Region					Gender		Age				
			Canada 2021-02	Atlantic	Quebec	Ontario	Prairies	British Columbia	Male	Female	18 to 34	34 to 54	55 plus	
Question - China	Total	Unwgt N	1036	105	240	315	210	166	535	501	210	442	384	
		Wgt N	1000	67	233	384	183	133	490	510	273	341	386	
		Positive	%	2.7	2.5	6.0	2.3	1.0	0.9	3.0	2.4	4.6	2.0	2.0
		Somewhat positive	%	11.7	13.1	17.0	7.7	12.1	12.4	11.4	11.9	16.7	10.2	9.4
		Neutral	%	14.9	20.4	18.6	12.8	10.8	17.0	12.2	17.4	13.2	15.4	15.6
		Somewhat negative	%	31.3	33.7	34.8	28.5	30.6	32.8	29.1	33.3	30.3	30.5	32.7
		Negative	%	37.7	26.3	21.8	47.3	43.8	35.4	43.5	32.2	32.0	40.5	39.3
		Unsure	%	1.7	4.0	1.7	1.4	1.6	1.4	0.8	2.6	3.2	1.4	1.0

Nanos conducted an RDD dual frame (land- and cell- lines) hybrid telephone and online random survey of 1,036 Canadians, 18 years of age or older, between January 31st and February 4th, 2021. The margin of error for this survey is ±3.1 percentage points, 19 times out of 20.



Nanos Research – January Omni – Foreign Relations – STAT SHEET

Do you have a positive, a somewhat positive, a neutral, a somewhat negative or negative opinion of the following countries in terms of being a positive partner with Canada? [RANDOMIZE]

			Region					Gender		Age				
			Canada 2021-02	Atlantic	Quebec	Ontario	Prairies	British Columbia	Male	Female	18 to 34	34 to 54	55 plus	
Question - Mexico	Total	Unwgt N	1036	105	240	315	210	166	535	501	210	442	384	
		Wgt N	1000	67	233	384	183	133	490	510	273	341	386	
		Positive	%	23.2	15.0	23.9	21.8	26.2	25.6	26.4	20.1	28.3	20.9	21.5
		Somewhat positive	%	44.2	43.4	43.5	42.7	44.5	50.0	43.4	45.1	38.9	47.1	45.5
		Neutral	%	22.5	29.9	21.8	24.7	19.9	16.9	22.4	22.5	21.9	22.5	22.8
		Somewhat negative	%	5.7	7.7	6.4	5.7	5.7	3.6	5.6	5.9	4.4	6.3	6.1
		Negative	%	1.8	1.6	2.3	2.0	1.5	1.0	1.4	2.2	0.6	1.7	2.8
		Unsure	%	2.6	2.5	2.0	3.2	2.1	2.9	1.0	4.3	5.9	1.5	1.4

Nanos conducted an RDD dual frame (land- and cell- lines) hybrid telephone and online random survey of 1,036 Canadians, 18 years of age or older, between January 31st and February 4th, 2021. The margin of error for this survey is ±3.1 percentage points, 19 times out of 20.



Nanos Research – January Omni – Foreign Relations – STAT SHEET

Our next few questions are about Canada's relationship with Europe. On a scale of 1 to 10 where 1 is no cooperation at all and 10 is very strong cooperation, how would you rate the level of cooperation Canada should have with Europe in the following areas?

			Region					Gender		Age				
			Canada 2021-02	Atlantic	Quebec	Ontario	Prairies	British Columbia	Male	Female	18 to 34	34 to 54	55 plus	
Question - Working together on trade and prosperity issues	Total	Unwgt N	1036	105	240	315	210	166	535	501	210	442	384	
		Wgt N	1000	67	233	384	183	133	490	510	273	341	386	
		Mean	7.9	8.1	7.6	8.0	7.9	7.9	7.9	7.9	7.8	7.9	8.0	
		Median	8.0	8.0	8.0	8.0	8.0	8.0	8.0	8.0	8.0	8.0	8.0	
		No cooperation at all (1)	%	0.8	0.7	0.7	0.8	1.0	1.3	0.2	1.5	1.0	0.6	0.9
		2	%	1.1	0.8	1.0	1.6	0.3	1.4	1.6	0.8	1.3	1.0	1.2
		3	%	1.3	0.0	0.6	2.2	1.7	0.0	1.2	1.4	0.3	1.8	1.5
		4	%	1.9	3.3	2.8	1.5	1.7	1.2	2.0	1.9	1.5	2.5	1.7
		5	%	7.9	8.4	7.7	6.7	7.8	11.2	8.4	7.4	9.1	6.1	8.5
		6	%	7.1	5.9	8.7	7.6	7.2	3.3	6.9	7.3	10.1	6.9	5.2
	7	%	15.8	13.6	16.4	14.4	18.1	16.5	15.5	16.1	15.3	19.0	13.2	
	8	%	20.7	17.3	24.4	20.2	17.3	22.1	20.0	21.4	20.9	20.9	20.4	
	9	%	12.4	17.4	15.1	9.9	12.5	12.3	12.0	12.8	8.1	10.7	17.0	
	Very strong cooperation (10)	%	28.7	31.6	16.5	34.1	30.7	30.2	30.1	27.4	27.7	28.8	29.4	
	Unsure	%	2.2	1.0	6.0	1.0	1.6	0.5	2.3	2.1	4.6	1.6	1.0	

Nanos conducted an RDD dual frame (land- and cell- lines) hybrid telephone and online random survey of 1,036 Canadians, 18 years of age or older, between January 31st and February 4th, 2021. The margin of error for this survey is ±3.1 percentage points, 19 times out of 20.



Nanos Research – January Omni – Foreign Relations – STAT SHEET

Our next few questions are about Canada’s relationship with Europe. On a scale of 1 to 10 where 1 is no cooperation at all and 10 is very strong cooperation, how would you rate the level of cooperation Canada should have with Europe in the following areas?

			Region					Gender		Age				
			Canada 2021-02	Atlantic	Quebec	Ontario	Prairies	British Columbia	Male	Female	18 to 34	34 to 54	55 plus	
Question - Cooperation between Canadian and European universities	Total	Unwgt N	1036	105	240	315	210	166	535	501	210	442	384	
		Wgt N	1000	67	233	384	183	133	490	510	273	341	386	
		Mean	7.5	7.8	7.6	7.5	7.3	7.7	7.5	7.6	7.4	7.4	7.7	
		Median	8.0	8.0	8.0	8.0	8.0	8.0	8.0	8.0	8.0	8.0	8.0	8.0
	No cooperation at all (1)	%	2.4	2.6	1.6	2.9	2.6	1.9	2.2	2.5	1.3	2.9	2.8	
		2	%	1.0	0.0	1.5	0.9	1.8	0.0	0.9	1.1	1.3	0.8	1.0
		3	%	2.2	2.2	1.4	2.7	3.6	0.0	3.1	1.3	2.8	3.0	1.0
		4	%	2.0	2.7	1.6	2.5	2.3	0.5	1.7	2.3	2.2	1.6	2.2
		5	%	12.8	9.5	7.8	13.1	17.8	15.4	13.7	12.0	16.2	11.6	11.5
		6	%	5.6	6.9	6.5	6.1	4.2	4.2	5.6	5.7	4.9	6.9	5.1
		7	%	14.6	7.4	16.1	13.9	12.4	20.5	14.0	15.2	12.6	17.4	13.5
		8	%	18.4	23.4	22.6	17.7	13.3	17.5	16.8	19.9	18.1	17.8	19.0
		9	%	11.6	12.2	12.5	11.6	12.3	8.7	12.1	11.1	8.2	12.0	13.7
		Very strong cooperation (10)	%	24.8	30.1	18.8	25.6	26.3	28.5	24.9	24.7	25.0	23.2	26.2
Unsure	%	4.5	2.9	9.6	2.9	3.5	2.7	5.0	4.0	7.4	2.9	4.0		

Nanos conducted an RDD dual frame (land- and cell- lines) hybrid telephone and online random survey of 1,036 Canadians, 18 years of age or older, between January 31st and February 4th, 2021. The margin of error for this survey is ±3.1 percentage points, 19 times out of 20.



Nanos Research – January Omni – Foreign Relations – STAT SHEET

Our next few questions are about Canada’s relationship with Europe. On a scale of 1 to 10 where 1 is no cooperation at all and 10 is very strong cooperation, how would you rate the level of cooperation Canada should have with Europe in the following areas?

			Region					Gender		Age				
			Canada 2021-02	Atlantic	Quebec	Ontario	Prairies	British Columbia	Male	Female	18 to 34	34 to 54	55 plus	
Question - Working together on security issues	Total	Unwgt N	1036	105	240	315	210	166	535	501	210	442	384	
		Wgt N	1000	67	233	384	183	133	490	510	273	341	386	
		Mean	8.1	8.3	7.7	8.3	8.1	8.1	8.1	8.1	8.1	7.9	8.1	8.3
		Median	8.0	9.0	8.0	9.0	9.0	8.0	8.0	8.0	9.0	8.0	8.0	9.0
	No cooperation at all (1)	%	1.0	0.0	1.0	1.0	1.0	1.1	0.5	1.4	1.3	0.8	0.9	
		2	%	0.8	0.0	1.2	0.9	0.3	0.4	1.0	0.6	1.0	0.7	0.6
		3	%	1.3	0.8	1.5	2.0	0.7	0.0	1.2	1.3	0.8	1.9	1.1
		4	%	1.2	2.8	1.7	1.0	1.1	0.0	1.2	1.2	1.3	0.7	1.6
		5	%	7.9	9.0	5.5	6.1	12.0	11.1	7.9	7.9	8.4	7.1	8.3
		6	%	7.1	3.8	11.3	4.3	9.3	6.6	7.1	7.1	10.1	7.8	4.5
		7	%	12.0	9.9	17.3	9.6	8.0	16.0	13.6	10.5	10.8	13.9	11.2
		8	%	18.3	19.4	17.4	20.4	15.6	16.7	18.5	18.0	21.6	19.5	14.9
		9	%	13.1	17.4	14.0	13.1	11.0	12.4	11.6	14.6	10.5	12.1	15.8
		Very strong cooperation (10)	%	35.0	34.9	23.4	40.5	38.0	35.3	34.6	35.4	29.1	34.3	39.7
		Unsure	%	2.4	2.0	5.6	1.0	2.9	0.5	2.8	2.1	5.2	1.4	1.4

Nanos conducted an RDD dual frame (land- and cell- lines) hybrid telephone and online random survey of 1,036 Canadians, 18 years of age or older, between January 31st and February 4th, 2021. The margin of error for this survey is ±3.1 percentage points, 19 times out of 20.



Nanos Research – January Omni – Foreign Relations – STAT SHEET

			Region					Gender		Age			
			Canada 2021-02	Atlantic	Quebec	Ontario	Prairies	British Columbia	Male	Female	18 to 34	34 to 54	55 plus
Question - Please tell me if you have a very favorable, somewhat favorable, somewhat unfavorable or very unfavorable opinion of NATO, that is, North Atlantic Treaty Organization.	Total	Unwgt N	1036	105	240	315	210	166	535	501	210	442	384
		Wgt N	1000	67	233	384	183	133	490	510	273	341	386
	Very favorable	%	32.4	37.0	25.7	36.1	33.1	30.2	38.0	27.0	27.6	29.2	38.7
	Somewhat favorable	%	45.7	46.4	52.3	45.2	38.5	45.4	45.1	46.3	43.0	47.2	46.3
	Somewhat unfavorable	%	7.5	7.7	5.0	6.8	11.9	7.6	8.1	6.8	11.2	8.1	4.2
	Very unfavorable	%	3.0	2.6	2.4	2.4	4.3	4.5	3.5	2.6	3.4	3.6	2.3
	Unsure	%	11.4	6.4	14.7	9.6	12.2	12.4	5.3	17.3	14.8	11.9	8.5

Nanos conducted an RDD dual frame (land- and cell- lines) hybrid telephone and online random survey of 1,036 Canadians, 18 years of age or older, between January 31st and February 4th, 2021. The margin of error for this survey is ±3.1 percentage points, 19 times out of 20.