



Seven in ten Canadians support respect for
Indigenous fishing rights within Government of
Canada conservation regulations.

National survey released November, 2020
Submission 2020-1748/1749



THE GLOBE AND MAIL 



Key Findings

1

More than seven in ten (72%)
Canadians say their best path forward is ensuring Indigenous rights to fish are respected but that Indigenous Peoples only fish within Government of Canada rules and regulations for conservation.

2

Despite an increase in optimism since March, Canadians remain marginally more likely to be pessimistic rather than optimistic about reconciliation in Canada and to view the Trudeau government's record as poor or very poor.

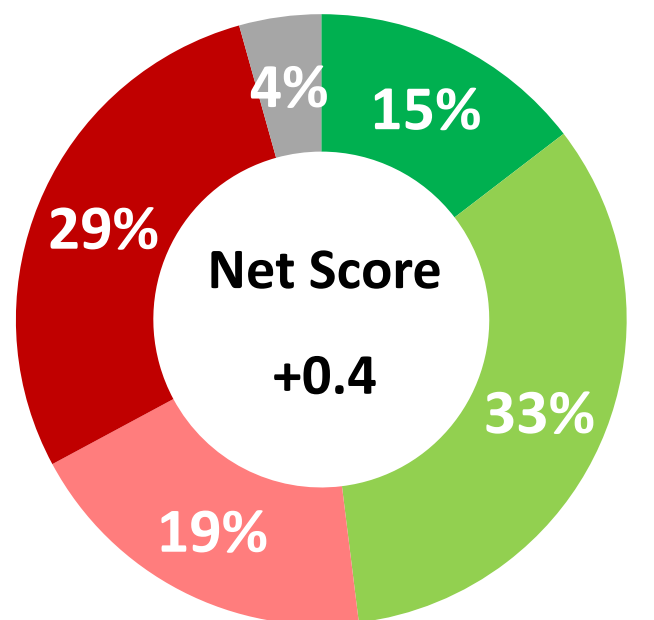
3

Canadians are split both when it comes to trusting the **Trudeau government** to find a solution to the fisheries conflict and when it comes to the **RCMP** handling the conflict.

Trust in Trudeau government finding a solution to fisheries conflict

Q

As you may have heard, there has recently been conflict between indigenous and non-indigenous fishers over out of season lobster fishing in Nova Scotia. Do you trust, somewhat trust, somewhat non trust or not trust the Trudeau government to find a solution which will balance the Indigenous Peoples right to fish and the need to have a sustainable fishery for everyone?



■ Trust
■ Somewhat trust
■ Somewhat not trust
■ Not trust
■ Unsure

“

Canadians are split on whether they have trust in the Trudeau government finding a solution which will balance the Indigenous Peoples right to fish and the need to have a sustainable fishery for everyone.

”

*Weighted to the true population proportion.

*Charts may not add up to 100 due to rounding.

Source: Nanos Research, RDD dual frame hybrid telephone and online random survey, October 28th to November 1st, n=1,039, accurate 3.1 percentage points plus or minus, 19 times out of 20.

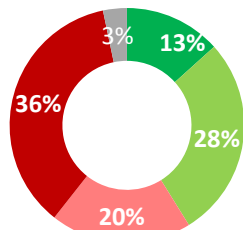
Trust in Trudeau government finding a solution to fisheries conflict

Q

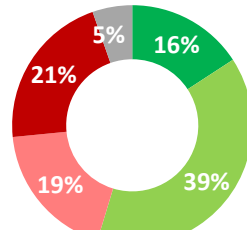
As you may have heard, there has recently been conflict between indigenous and non-indigenous fishers over out of season lobster fishing in Nova Scotia. Do you trust, somewhat trust, somewhat non trust or not trust the Trudeau government to find a solution which will balance the Indigenous Peoples right to fish and the need to have a sustainable fishery for everyone?

- Trust
- Somewhat trust
- Somewhat not trust
- Not trust
- Unsure

By gender

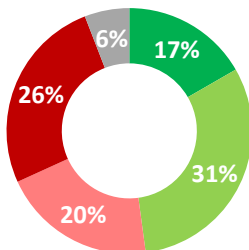


Men (n=533)

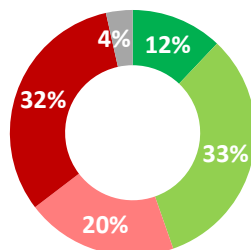


Women (n=505)

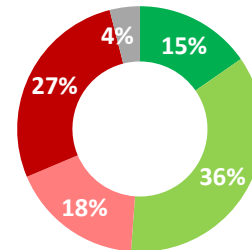
By age



18-34 (n=281)



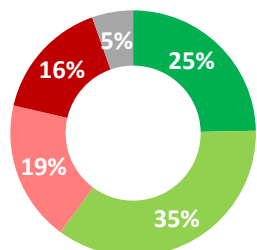
35-54 (n=380)



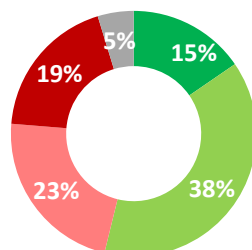
55 plus (n=378)

*Weighted to the true population proportion.
*Charts may not add up to 100 due to rounding.

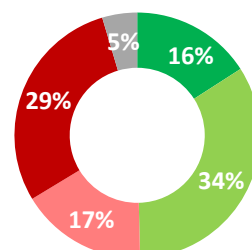
By region



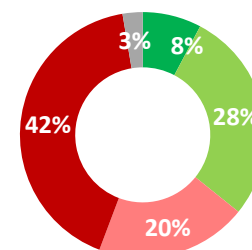
Atlantic (n=87)



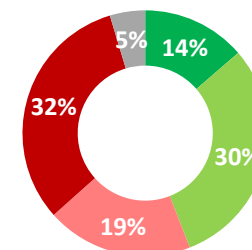
Quebec (n=250)



Ontario (n=301)



Prairies (n=236)



BC (n=165)

Source: Nanos Research, RDD dual frame hybrid telephone and online random survey, October 28th to November 1st, n=1,039, accurate 3.1 percentage points plus or minus, 19 times out of 20.

CTV NEWS

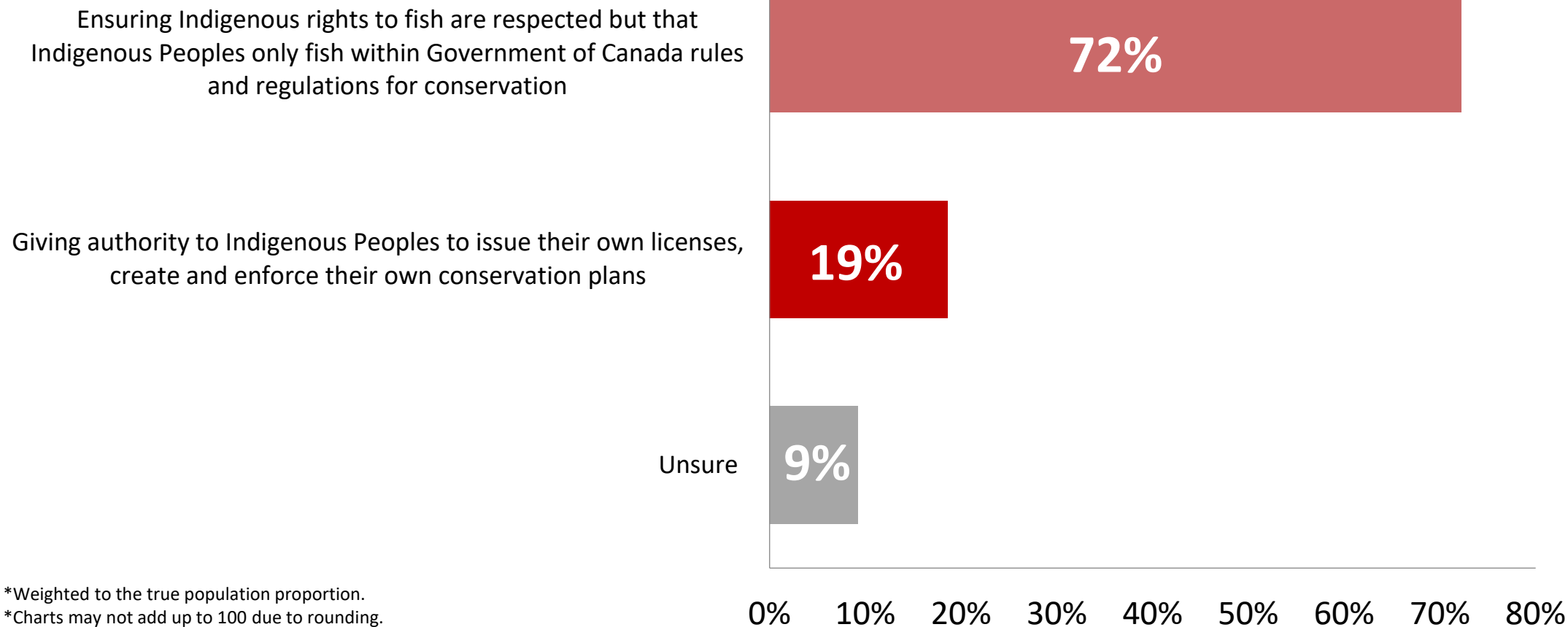
THE GLOBE AND MAIL

NANOS

Best path forward concerning fisheries

Q

What is the best path forward in your opinion: [ROTATE]



*Weighted to the true population proportion.

*Charts may not add up to 100 due to rounding.

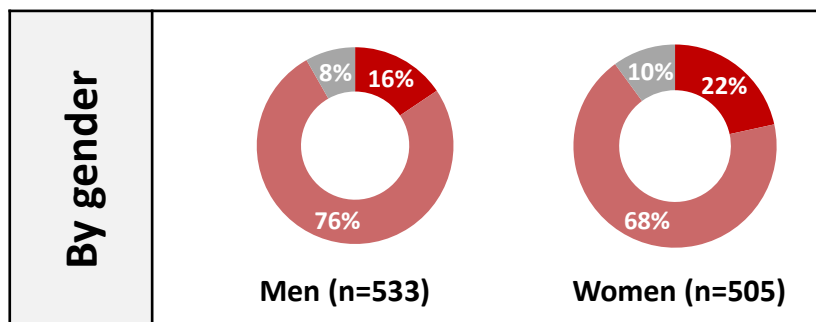
Source: Nanos Research, RDD dual frame hybrid telephone and online random survey, October 28th to November 1st, n=1,039, accurate 3.1 percentage points plus or minus, 19 times out of 20.



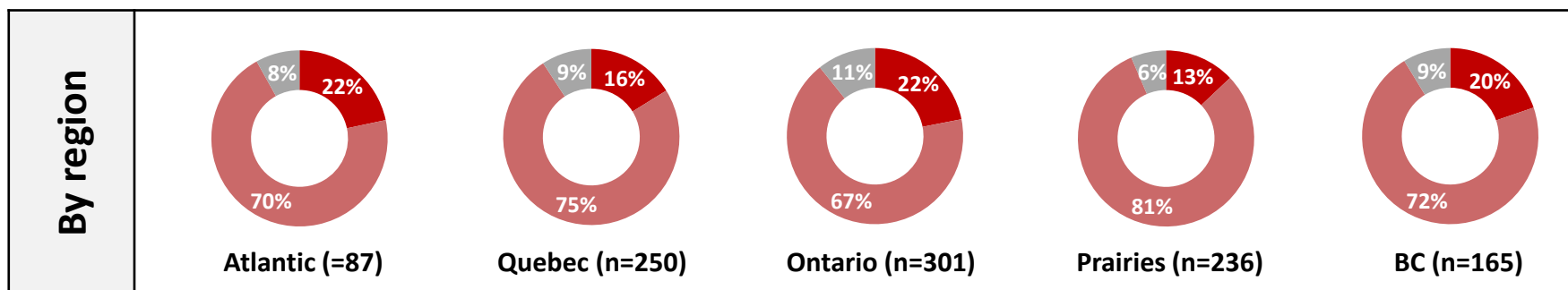
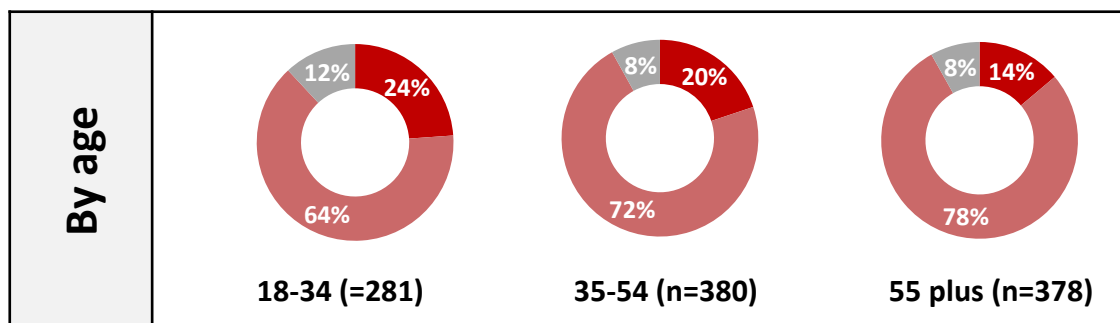
Best path forward concerning fisheries

Q

What is the best path forward in your opinion:



- Giving authority to Indigenous Peoples to issue their own licenses, create and enforce their own conservation plans
- Ensuring Indigenous rights to fish are respected but that Indigenous Peoples only fish within Government of Canada rules
- Unsure



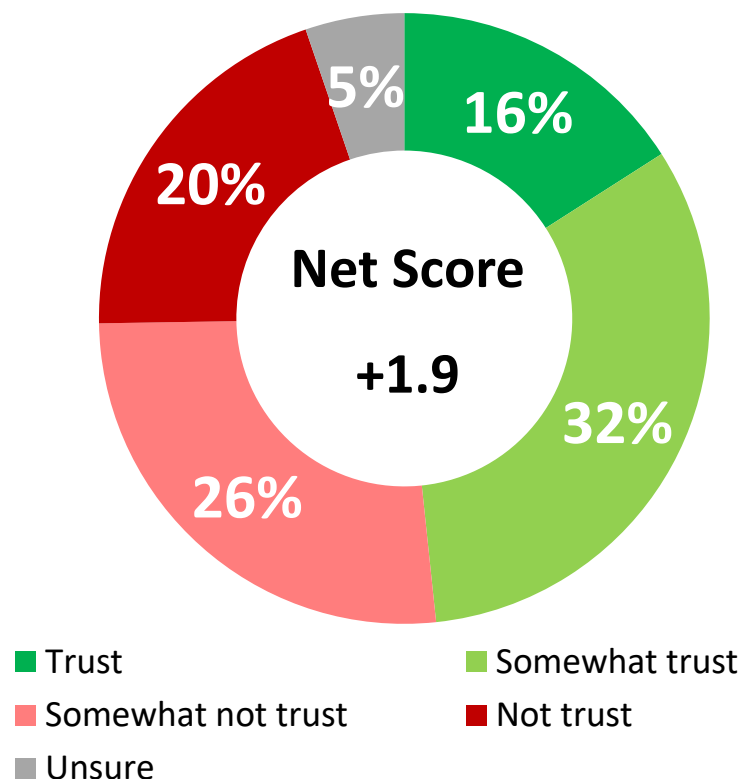
“Over seven in ten Canadians say that the best path forward is to ensure Indigenous rights to fish are respected, but to also ensure that Indigenous Peoples only fish within Government of Canada rules. This opinion is consistent across age, gender, and region.”

*Weighted to the true population proportion.

*Charts may not add up to 100 due to rounding.

Source: Nanos Research, RDD dual frame hybrid telephone and online random survey, October 28th to November 1st, n=1,039, accurate 3.1 percentage points plus or minus, 19 times out of 20.

Trust in RCMP to handle conflict between Indigenous and non-Indigenous fishers



*Weighted to the true population proportion.

*Charts may not add up to 100 due to rounding.

Source: Nanos Research, RDD dual frame hybrid telephone and online random survey, October 28th to November 1st, n=1,039, accurate 3.1 percentage points plus or minus, 19 times out of 20.

Q

Do you trust, somewhat trust, somewhat not trust or not trust the RCMP to handle the conflict in the East Coast between Indigenous and non-indigenous fishers over the lobster fishery?

“

Canadians are split on whether they have trust in the the RCMP to handle the conflict in the East Coast between Indigenous and non-indigenous fishers over the lobster fishery.

Residents from the Atlantic and the Prairies are more likely to say they have trust in the RCMP to handle the conflict than residents of other provinces.

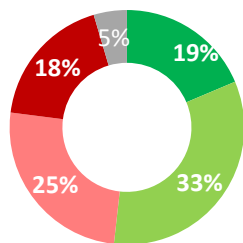
”

Trust in RCMP to handle conflict between Indigenous and non-Indigenous fishers

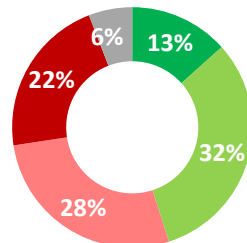
Q

Do you trust, somewhat trust, somewhat not trust or not trust the RCMP to handle the conflict in the East Coast between Indigenous and non-indigenous fishers over the lobster fishery?

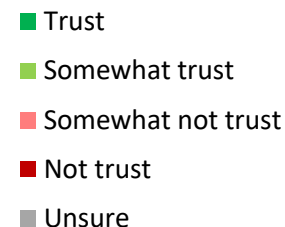
By gender



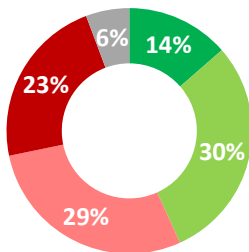
Men (n=533)



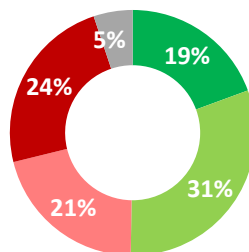
Women (n=505)



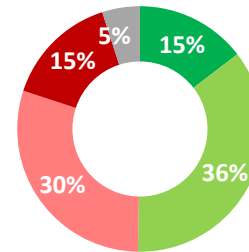
By age



18-34 (n=281)



35-54 (n=380)

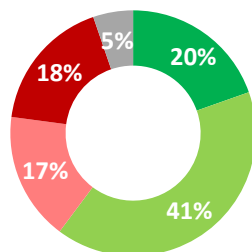


55 plus (n=378)

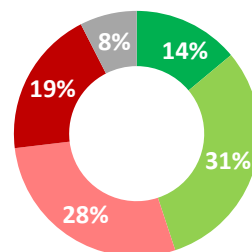
*Weighted to the true population proportion.

*Charts may not add up to 100 due to rounding.

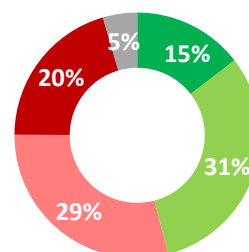
By region



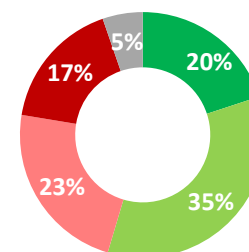
Atlantic (n=87)



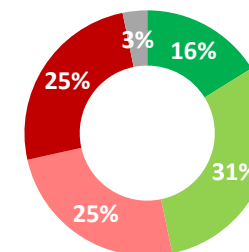
Quebec (n=250)



Ontario (n=301)



Prairies (n=236)



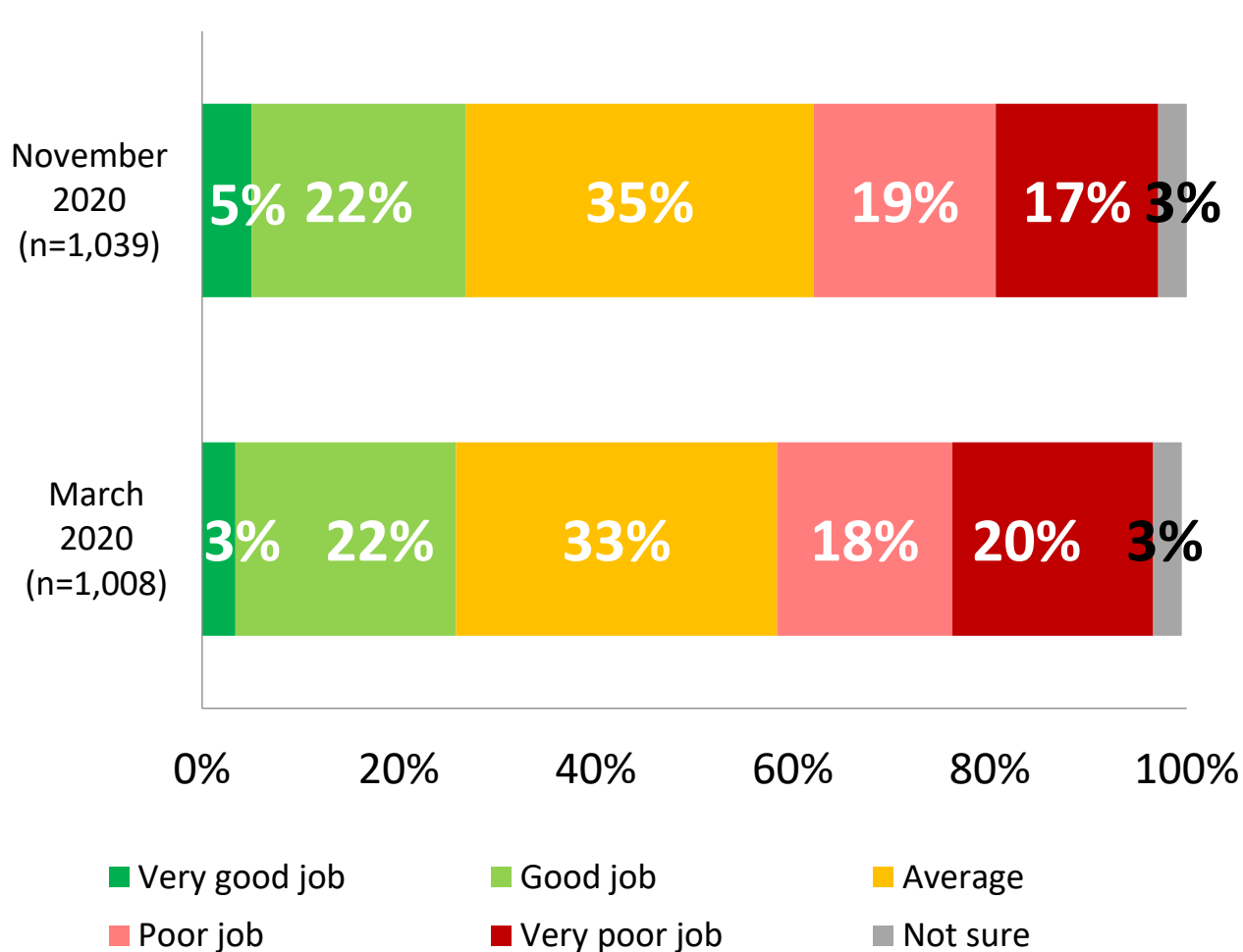
BC (n=165)

Source: Nanos Research, RDD dual frame hybrid telephone and online random survey, October 28th to November 1st, n=1,039, accurate 3.1 percentage points plus or minus, 19 times out of 20.

Change in views on Trudeau Liberal Government advancing reconciliation since March 2020

Q

Since 2015 when the Trudeau Liberal Government came to power, do you think it has done a very good, good, average, poor or very poor job at advancing reconciliation with Indigenous peoples in Canada?



Views of Canadians on the Trudeau Liberal Government advancing reconciliation remain consistent with the previous wave in March.

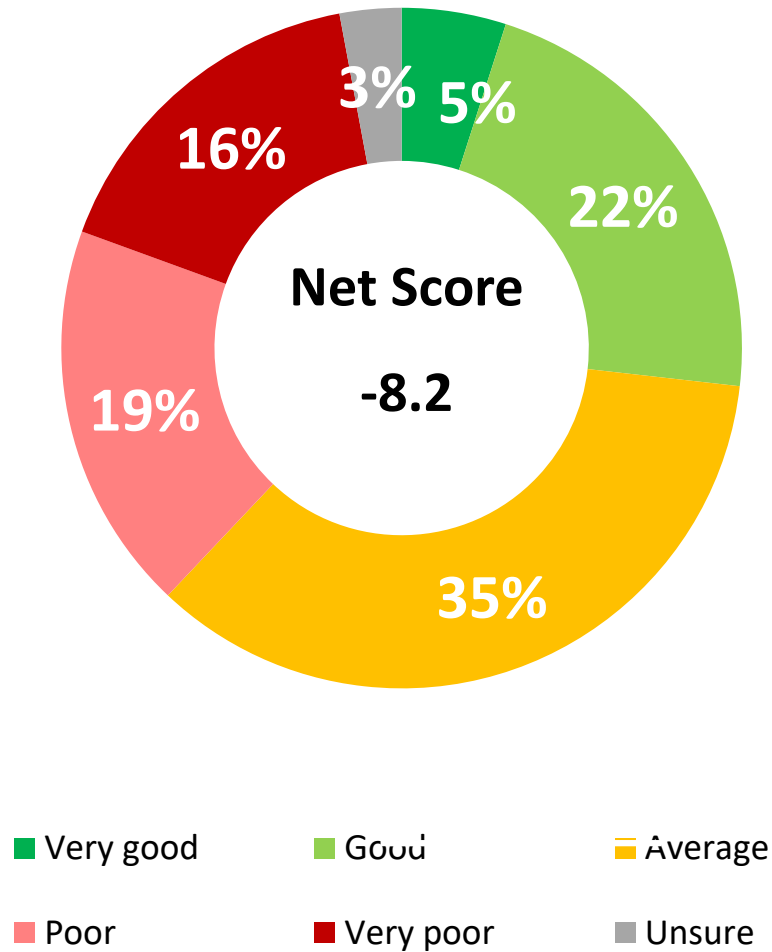
Residents of the Prairies and B.C. are more likely to say that the Trudeau government is doing a poor or very poor job. Men are also more likely to say this than women.

*Weighted to the true population proportion.

*Charts may not add up to 100 due to rounding.

Source: Nanos Research, RDD dual frame hybrid telephone and online random survey, October 28th to November 1st, n=1,039, accurate 3.1 percentage points plus or minus, 19 times out of 20.

Views on Trudeau Liberal Government advancing reconciliation



Q

Since 2015 when the Trudeau Liberal Government came to power, do you think it has done a very good, good, average, poor or very poor job at advancing reconciliation with Indigenous peoples in Canada?

Very poor/ poor job by region	Atlantic (n=87)	Quebec (n=250)	Ontario (n=301)	Prairies (n=236)	BC (n=165)
	26.5%	29.5%	33.2%	45.6%	39.5%
Very poor/ poor job by age/gender	Men (n=533)	Women (n=505)	18-34 (n=281)	35-54 (n=380)	55 plus (n=378)
	41.3%	29.0%	30.4%	35.5%	37.8%

*Weighted to the true population proportion.

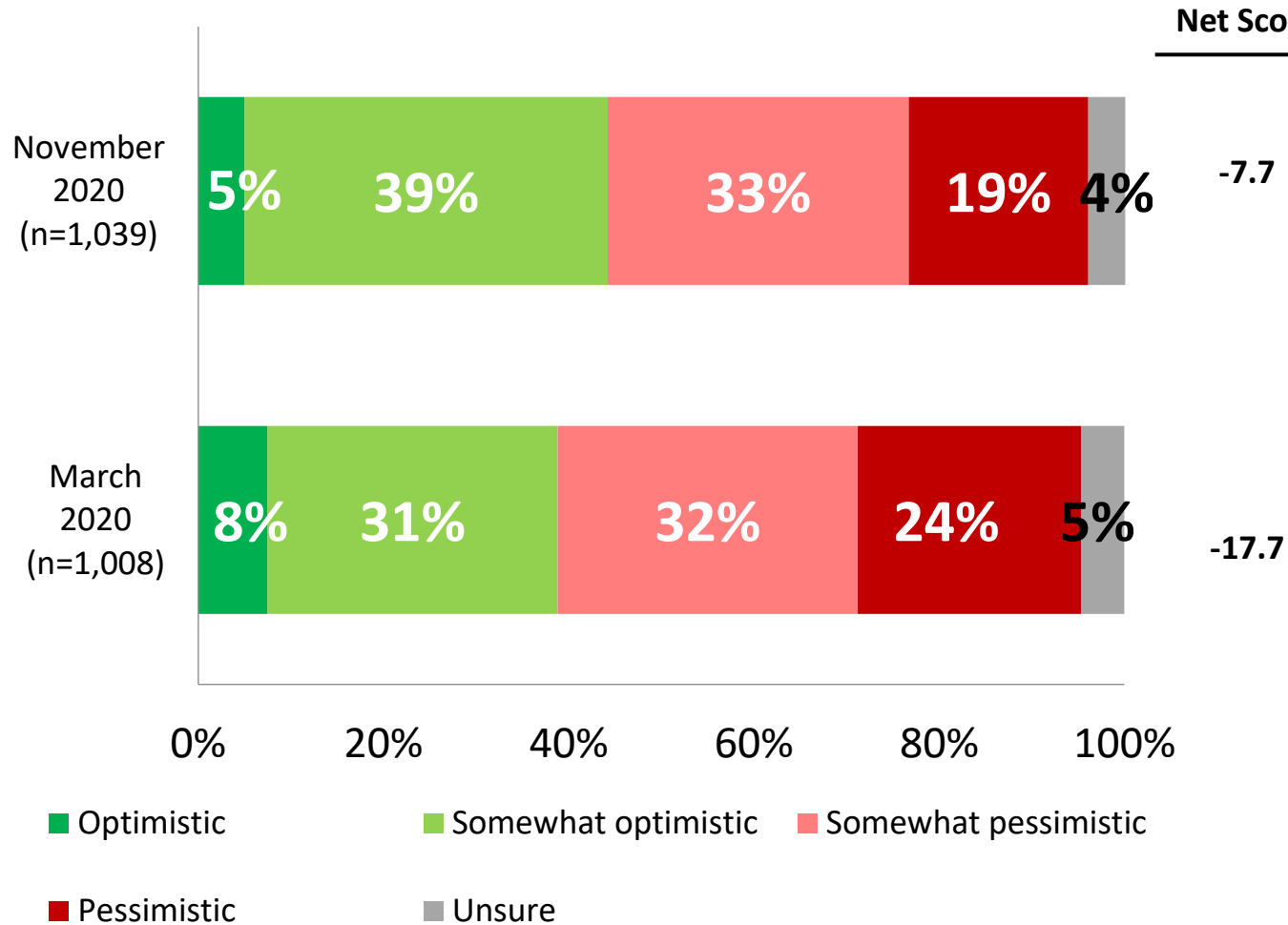
*Charts may not add up to 100 due to rounding.

Source: Nanos Research, RDD dual frame hybrid telephone and online random survey, October 28th to November 1st, n=1,039, accurate 3.1 percentage points plus or minus, 19 times out of 20.

Change in feelings towards meaningful reconciliation in Canada since March 2020

Q

Are you optimistic, somewhat optimistic, somewhat pessimistic, or pessimistic when it comes to the chances of a meaningful reconciliation with Indigenous peoples in Canada?



“ Canadians are slightly more optimistic when it comes to the chances of meaningful reconciliation in Canada than they were in March.

Women are more likely to say they are optimistic or somewhat optimistic than men. Residents from the Atlantic provinces are more likely to say they are optimistic or somewhat optimistic than residents from the Prairies and B.C.

”

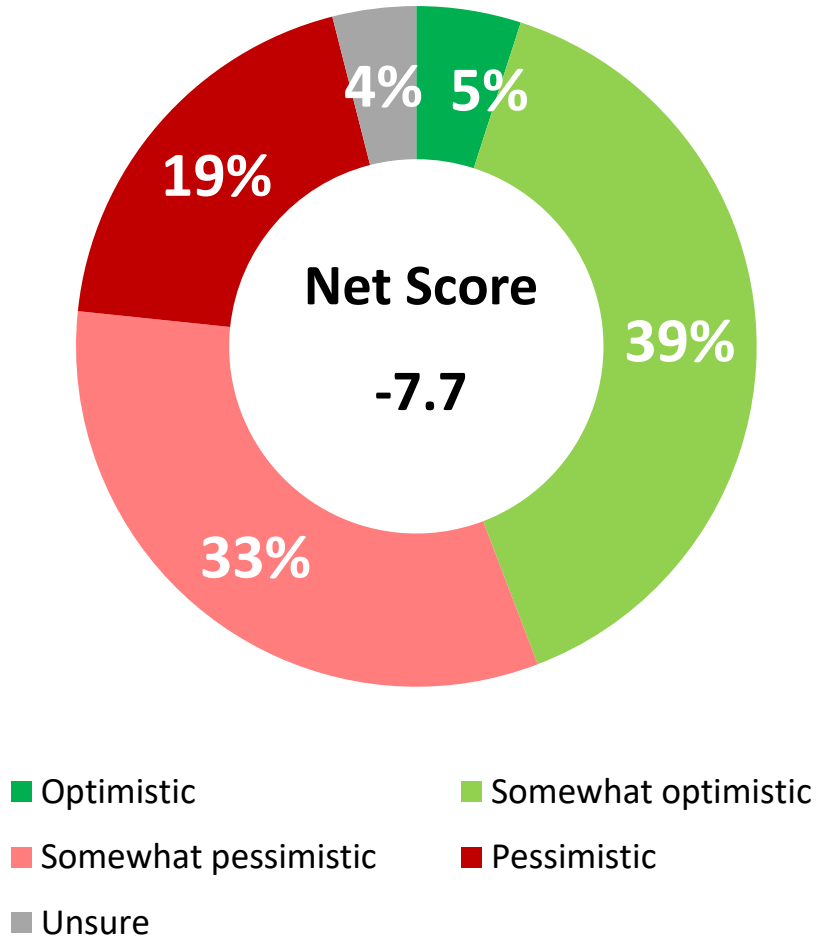
*Weighted to the true population proportion.

*Charts may not add up to 100 due to rounding.

Source: Nanos Research, RDD dual frame hybrid telephone and online random survey, October 28th to November 1st, n=1,039, accurate 3.1 percentage points plus or minus, 19 times out of 20.



Feelings towards meaningful reconciliation in Canada



Q

Are you optimistic, somewhat optimistic, somewhat pessimistic, or pessimistic when it comes to the chances of a meaningful reconciliation with Indigenous peoples in Canada?

Pessimistic/ somewhat pessimistic by region	Atlantic (n=87)	Quebec (n=250)	Ontario (n=301)	Prairies (n=236)	BC (n=165)
	40.9%	52.1%	49.6%	58.7%	53.9%
Pessimistic/ somewhat pessimistic by age/gender	Men (n=533)	Women (n=505)	18-34 (n=281)	35-54 (n=380)	55 plus (n=378)
	57.4%	46.4%	50.7%	50.8%	53.5%

*Weighted to the true population proportion.

*Charts may not add up to 100 due to rounding.

Source: Nanos Research, RDD dual frame hybrid telephone and online random survey, October 28th to November 1st, n=1,039, accurate 3.1 percentage points plus or minus, 19 times out of 20.



Nanos conducted an RDD dual frame (land- and cell-lines) hybrid telephone and online random survey of 1,039 Canadians, 18 years of age or older, between October 28th to November 1st, 2020 as part of an omnibus survey.

Participants were randomly recruited by telephone using live agents and administered a survey online. The sample included both land- and cell-lines across Canada. The results were statistically checked and weighted by age and gender using the latest Census information and the sample is geographically stratified to be representative of Canada.

Individuals randomly called using random digit dialling with a maximum of five call backs.

The margin of error for this survey is ± 3.1 percentage points, 19 times out of 20.

This study was commissioned by the Globe and Mail and CTV News, and the research was conducted by Nanos Research.

Note: Charts may not add up to 100 due to rounding.

Element	Description	Element	Description
Research sponsor	The Globe and Mail and CTV News	Weighting of Data	The results were weighted by age and gender using the latest Census information (2016) and the sample is geographically stratified to ensure a distribution across all regions of Canada. See tables for full weighting disclosure
Population and Final Sample Size	1039 Randomly selected individuals.	Screening	Screening ensured potential respondents did not work in the market research industry, in the advertising industry, in the media or a political party prior to administering the survey to ensure the integrity of the data.
Source of Sample	Nanos Panel	Excluded Demographics	Individuals younger than 18 years old; individuals without land or cell lines, and individuals without internet access could not participate.
Margin of Error	±3.1 percentage points, 19 times out of 20.	Stratification	By age and gender using the latest Census information (2016) and the sample is geographically stratified to be representative of Canada. Smaller areas such as Atlantic Canada were marginally oversampled to allow for a minimum regional sample.
Mode of Survey	RDD dual frame (land- and cell-lines) hybrid telephone and online omnibus survey	Estimated Response Rate	Eleven percent, consistent with industry norms.
Sampling Method Base	The sample included both land- and cell-lines RDD (Random Digit Dialed) across Canada.	Question Order	Question order in the preceding report reflects the order in which they appeared in the original questionnaire.
Demographics (Captured)	Atlantic Canada, Quebec, Ontario, Prairies, British Columbia; Men and Women; 18 years and older. Six digit postal code was used to validate geography.	Question Content	Topics on the omnibus ahead of the survey content included: views on political issues and on economic issues.
Fieldwork/Validation	Individuals were recruited using live interviews with live supervision to validate work, the research questions were administered online	Question Wording	The questions in the preceding report are written exactly as they were asked to individuals.
Number of Calls	Maximum of five call backs to those recruited.	Research/Data Collection Supplier	Nanos Research
Time of Calls	Individuals recruited were called between 12-5:30 pm and 6:30-9:30pm local time for the respondent.	Contact	Contact Nanos Research for more information or with any concerns or questions. http://www.nanos.co Telephone:(613) 234-4666 ext. 237 Email: info@nanosresearch.com.
Field Dates	October 28 th to November 1 st , 2020.		
Language of Survey	The survey was conducted in both English and French.		
Standards	Nanos Research is a member of the Canadian Research Insights Council (CRIC) and confirms that this research fully complies with all CRIC Standards including the CRIC Public Opinion Research Standards and Disclosure Requirements. https://canadianresearchinsightscouncil.ca/standards/		



nanos dimap analytika



NANOS RUTHERFORD McKAY & Co.

As one of North America's premier market and public opinion research firms, we put strategic intelligence into the hands of decision makers. The majority of our work is for private sector and public facing organizations and ranges from market studies, managing reputation through to leveraging data intelligence. Nanos Research offers a vertically integrated full service quantitative and qualitative research practice to attain the highest standards and the greatest control over the research process. www.nanos.co

This international joint venture between [dimap](http://www.dimap.com) and [Nanos](http://www.nanos.co) brings together top research and data experts from North American and Europe to deliver exceptional data intelligence to clients. The team offers data intelligence services ranging from demographic and sentiment microtargeting; consumer sentiment identification and decision conversion; and, data analytics and profiling for consumer persuasion. www.nanosdimap.com

NRM is an affiliate of Nanos Research and Rutherford McKay Associates. Our service offerings are based on decades of professional experience and extensive research and include public acceptance and engagement, communications audits, and narrative development. www.nrmpublicaffairs.com

ABOUT NANOS

TABULATIONS



2020 – 1748/1749 – CTV/Globe/Nanos Survey – November OMNI - STAT SHEET

			Region							Gender		Age		
			Canada 2020-11	Atlantic	Quebec	Ontario	Prairies	British Columbia	Male	Female	18 to 34	35 to 54	55 plus	
Question - As you may have heard, there has recently been conflict between indigenous and non-indigenous fishers over out of season lobster fishing in Nova Scotia. Do you trust, somewhat trust, somewhat non trust or not trust the Trudeau government to find a solution which will balance the Indigenous Peoples right to fish and the need to have a sustainable fishery for everyone?	Total	Unwgt N	1039	87	250	301	236	165	533	505	281	380	378	
		Wgt N	1000	67	233	384	183	133	490	510	273	341	386	
	Trust the Trudeau government to find a solution	%	14.6	24.7	15.4	15.9	7.7	13.7	13.3	15.8	16.7	12.1	15.4	
	Somewhat trust the Trudeau government to find a solution	%	33.4	35.4	38.4	33.7	28.0	30.4	27.8	38.9	31.2	32.6	35.8	
	Somewhat not trust the Trudeau government to find a solution	%	19.1	18.6	22.5	16.7	20.0	19.3	19.5	18.8	20.3	20.0	17.5	
	Not trust the Trudeau government to find a solution	%	28.5	16.0	19.0	29.1	41.6	32.0	36.1	21.2	25.9	31.9	27.4	
	Unsure	%	4.3	5.4	4.7	4.6	2.6	4.7	3.3	5.4	5.9	3.5	4.0	

			Region						Gender		Age		
			Canada 2020-11	Atlantic	Quebec	Ontario	Prairies	British Columbia	Male	Female	18 to 34	35 to 54	55 plus
Question - What is the best path forward in your opinion: [ROTATE]	Total	Unwgt N	1039	87	250	301	236	165	533	505	281	380	378
		Wgt N	1000	67	233	384	183	133	490	510	273	341	386
	Giving authority to Indigenous Peoples to issue their own licenses, create and enforce their own conservation plans outside of the Government of Canada rules and regulations for conservation	%	18.6	21.7	16.2	21.9	12.9	19.7	15.6	21.6	23.9	19.9	13.8
	Ensuring Indigenous rights to fish are respected but that Indigenous Peoples only fish within Government of Canada rules and regulations for conservation	%	72.2	70.3	74.6	67.3	80.6	71.5	76.2	68.4	64.2	72.1	78.0
	Unsure	%	9.2	8.1	9.2	10.7	6.4	8.7	8.2	10.1	11.9	8.1	8.1

Nanos conducted an RDD dual frame (land- and cell- lines) hybrid telephone and online random survey of 1,039 Canadians, 18 years of age or older, between October 28th and November 1st, 2020. The margin of error for this random survey of 1,039 Canadians is ± 3.1 percentage points, 19 times out of 20.

www.nanos.co

2020 – 1748/1749 – CTV/Globe/Nanos Survey – November OMNI - STAT SHEET

			Region						Gender		Age		
			Canada 2020-11	Atlantic	Quebec	Ontario	Prairies	British Columbia	Male	Female	18 to 34	35 to 54	55 plus
Question - Do you trust, somewhat trust, somewhat not trust or not trust the RCMP to handle the conflict in the East Coast between Indigenous and non-indigenous fishers over the lobster fishery?	Total	Unwgt N	1039	87	250	301	236	165	533	505	281	380	378
		Wgt N	1000	67	233	384	183	133	490	510	273	341	386
	Trust	%	15.9	19.6	13.9	14.5	19.9	16.2	18.6	13.4	13.6	19.4	14.6
	Somewhat trust	%	32.4	40.6	31.0	31.4	34.7	30.6	33.1	31.7	29.7	30.9	35.7
	Somewhat not trust	%	26.4	16.9	28.2	29.2	23.0	24.8	25.2	27.5	28.5	20.9	29.8
	Not trust	%	20.0	17.6	19.4	20.4	17.1	25.3	18.4	21.5	22.5	23.7	15.0
	Unsure	%	5.2	5.3	7.5	4.5	5.3	3.2	4.6	5.9	5.7	5.1	5.0

			Region						Gender		Age		
			Canada 2020-11	Atlantic	Quebec	Ontario	Prairies	British Columbia	Male	Female	18 to 34	35 to 54	55 plus
Question - Since 2015 when the Trudeau Liberal Government came to power, do you think it has done a very good, good, average, poor or very poor job at advancing reconciliation with Indigenous peoples in Canada?	Total	Unwgt N	1039	87	250	301	236	165	533	505	281	380	378
		Wgt N	1000	67	233	384	183	133	490	510	273	341	386
	Very good	%	5.0	8.5	5.1	5.4	2.4	5.2	4.6	5.3	3.8	3.9	6.7
	Good	%	21.8	32.2	21.9	21.4	17.4	24.0	18.7	24.8	22.8	23.2	20.0
	Average	%	35.3	31.9	41.3	37.2	31.0	26.6	33.0	37.4	38.6	34.7	33.3
	Poor	%	18.5	23.2	15.0	18.5	21.0	18.8	19.7	17.4	16.3	18.5	20.1
	Very poor	%	16.5	3.2	14.5	14.7	24.6	20.7	21.6	11.6	14.2	17.0	17.7
	Unsure	%	2.9	1.0	2.2	2.9	3.5	4.6	2.3	3.5	4.3	2.7	2.2

			Region						Gender		Age		
			Canada 2020-11	Atlantic	Quebec	Ontario	Prairies	British Columbia	Male	Female	18 to 34	35 to 54	55 plus
Question - Are you optimistic, somewhat optimistic, somewhat pessimistic, or pessimistic when it comes to the chances of a meaningful reconciliation with Indigenous peoples in Canada?	Total	Unwgt N	1039	87	250	301	236	165	533	505	281	380	378
		Wgt N	1000	67	233	384	183	133	490	510	273	341	386
	Optimistic	%	5.0	4.9	4.0	4.9	5.4	6.2	4.5	5.4	6.5	4.5	4.3
	Somewhat optimistic	%	39.2	50.4	38.4	42.2	33.1	34.9	34.7	43.6	37.6	41.4	38.5
	Somewhat pessimistic	%	32.5	33.5	40.7	30.5	27.3	30.3	31.0	33.9	33.2	30.2	33.9
	Pessimistic	%	19.4	7.5	11.5	19.1	31.4	23.6	26.4	12.6	17.5	20.6	19.6
	Unsure	%	4.0	3.8	5.5	3.2	2.8	5.0	3.4	4.6	5.2	3.3	3.7

Nanos conducted an RDD dual frame (land- and cell- lines) hybrid telephone and online random survey of 1,039 Canadians, 18 years of age or older, between October 28th and November 1st, 2020. The margin of error for this random survey of 1,039 Canadians is ± 3.1 percentage points, 19 times out of 20.

www.nanos.co