

# Canadian knowledge and attitudes about defence and security issues

Canadian Defence Policy

Conducted by Nanos for the Canadian Defence and Security Network, September 2020  
Submission 2020-973



THE SCHOOL  
OF PUBLIC POLICY



This report is the first of two that will present the findings of our survey. The first report focuses on two topics: Canada's Place in the World, and International Threats to Canada. The second report will be published in November, and will focus on two further topics: The Role of the Canadian Armed Forces and Military interventions, and Canadian Military and Society. We have decided to publish our findings over two installments because this project has resulted in a large data set and numerous insights. Having two releases helps us to present our findings with the level of detail and context they deserve.

**“We have found that Canadians want to be involved in world affairs, engaging vigorously in diplomacy to promote our values – especially our dedication to a political project centered around tolerance and diversity.”**

**–Jean-Christophe Boucher**

# TABLE OF CONTENTS



1. Canada's place in the world
2. International threats to Canada



More than four in five Canadians say diplomacy is very important to advancing Canada's place in the world

Nanos in collaboration with the Canadian Defence and Security Network conducted a survey of Canadians to gauge their knowledge, perceptions and attitudes towards defence and security issues. To follow are the key findings of the study.

## Canada's place in the world

- **Canadians most frequently say that Canada should have a peacekeeping role in the world** – Thirty-one per cent of Canadians say Canada's role should be as a peacekeeper, mediator and voice of reason, followed by 13 per cent who say a leader and decision maker, as well as 10 per cent should say advocate for human rights and helping those in need and an example or role model, respectively.
- **More than four in five Canadians say diplomacy is very important to advancing Canada's place in the world** – Asked the importance of a number of items to Canada's place in the world on a scale of 0, not at all important, to 10, very important, diplomacy was most frequently rated as very important (82% give it a rating of 7 to 10 out of 10, mean of 8.1 out of 10), followed by international trade (80%, mean of 7.9 out of 10), environment (79%, score of 7.9 out of 10), immigration (59%, score of 6.7 out of 10), national defence (54%, score of 6.6 out of 10) and foreign aid (54%, score of 6.3 out of 10).
- **Canadians who have served in the Armed Forces and those with a high school education or less are more likely to say national defence is important than Canadians who did not serve and have no family who served** – Canadian who have served in the Armed Forces rate national defence as having an importance of 7.8 out of 10 and Canadians with high school or less as 7.5 out of 10 to advancing Canada's place in the world, compared to a score of 6.3 out of 10 from those who did not serve and have no one in their family who served in the CAF and 6.0 out of 10 among Canadians who completed graduate studies.
- **Those who served in the CAF less frequently say that immigration is important to advancing Canada's place in the world** – Members of the CAF rated the importance of immigration to advancing Canada's place in the world 5.6 out of 10 (5.9 among those with a high school education or less), while Canadians who did not serve and have no family who served scored it at 6.9 out of 10 (7.5 among those who completed graduate studies).



Canadians are  
three times as  
likely to say  
Canada should  
promote its  
values rather  
than interests

- **Canadians are three times as likely to say Canada should promote its values rather than interests** – On a sliding ten-point scale going from 0, promoting interests to 10, promoting values, three in five Canadians (59%, score of 7 to 10) say promoting its values should be Canada's foreign policy priority, nearly one in five (17%, score of 0 to 3) say promoting its interests should be the priority, while one quarter (24%, score of 4 to 6) say a balance between promoting values and interests.
- **Canadians most frequently say Canada should promote values such as inclusivity, fairness and equality and interests such as trade and economic exchange** – A quarter of Canadians say that Canada should promote values such as inclusivity, fairness, equality (25%), followed by peace (13%), human rights (13%) and democracy (11%), while over a third say interests such as trade and economic exchange (36%), followed by environmental responsibility (16%) should be promoted.
- **Canadians most frequently say they care about how Europe views Canada** – Asked how much they care about how Canada is viewed by several countries or organizations on a scale from 0, do not care, to 10, care, most frequently Canadians (78%, score of 7 to 10) say they care how Europe views Canada, while the they least frequently say they care about how China perceived Canada (36%, score of 7 to 10).

## International threats to Canada

- **Canadians are twice as likely to say that that Canada is facing international threats to a high degree than to say they are not facing threats at all** – Canadians were their views on the extent to which Canada faces international threats, from 0, not at all, to 10, to a high degree. Two in five (41%) say Canada is facing international threats to a high degree (7 to 10 out of 10), just over a third (36%) give a middle range rating (4 to 6 out of 10), and one in five (20%) say not at all (0 to 3 out of 10). Three per cent are unsure.



Canadians think  
China is the top  
threat to  
Canada both  
today and in  
the future

- **Canadians who have served in the CAF report a higher degree of perceived international threats** – Canadians who served in the CAF score the degree to which Canada faces international threats a 6.3 out of 10, compared to 5.5 out of 10 for Canadians who did not serve and have no family who served.
- **China is perceived as the top threat to Canada both today and in the future** – One in five (22%) Canadians say China is the most important threat to Canada, followed by 17 per cent who say the US/Trump and 10 per cent say cyber attacks. When it comes to the greatest international threats Canada will face in 10 years, 15 per cent say China and 13 per cent say climate change and the environment and eight per cent are cyber attacks.

“

*One in three Canadians view  
Canada's role in the world as a  
peacekeeper.*

”

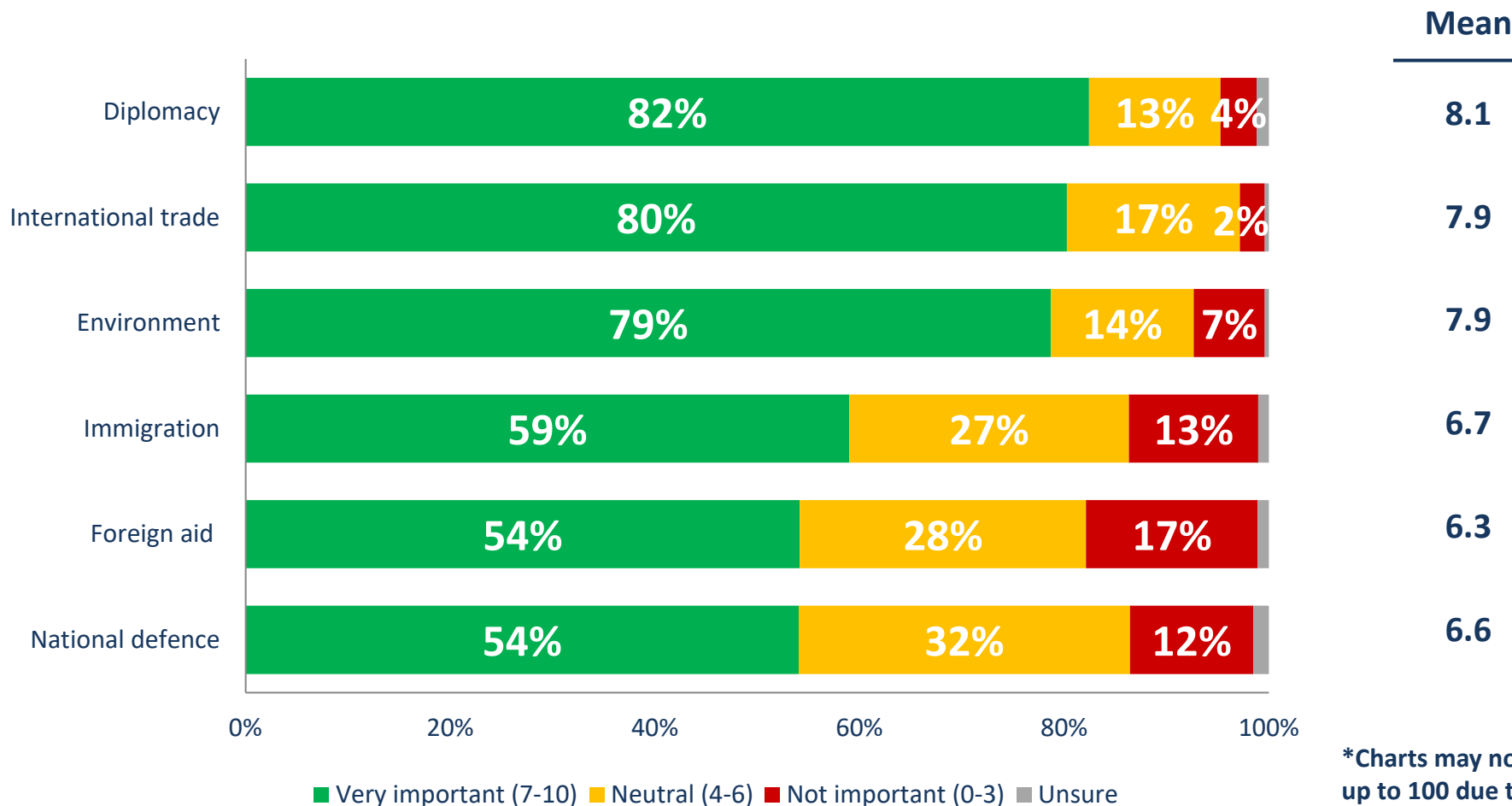


# Canada's role in the world

Top mentions	Frequency (n=1407)
Peacekeepers/mediator/voice of reason	31.2%
A leader/ A decision maker	13.1%
Advocate for Human rights and freedom/A country that helps those in need	10.1%
An example/ role model of what countries should be	9.6%
An environmental leader/a leader in renewable energy, sustainable development	7.4%
Focus on ourselves/ protect and promote Canadian interests	7.2%
A model of democracy/ supporter of democracy	6.1%

**QUESTION** – What should be Canada's role in the world? \_\_\_\_[OPEN]

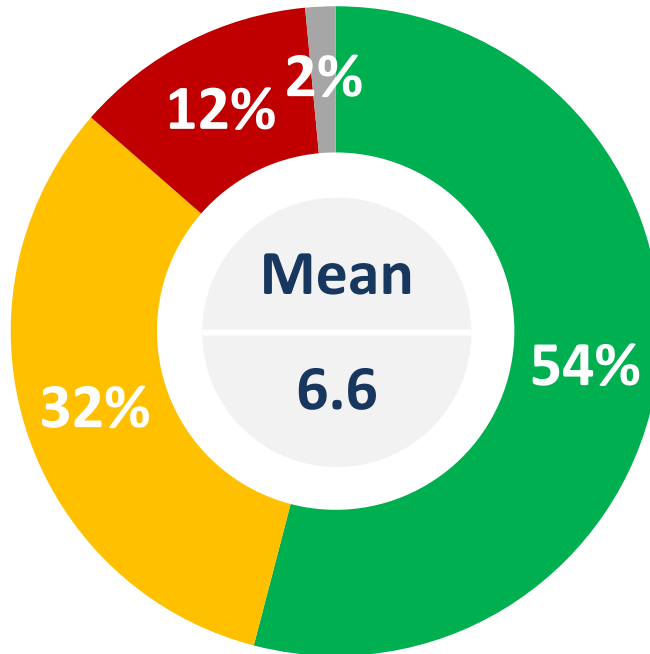
# Advancing Canada's place in the world



\*Charts may not add up to 100 due to rounding

**QUESTION** – How important, if at all, are the following to advancing Canada's place in the world? [RANDOMIZE]

# Importance of national defence to advancing Canada's place in the world



■ Very important (7-10) ■ Neutral (4-6) ■ Not important (0-3) ■ Unsure

	Mean
Atlantic (n=152)	6.6
Quebec (n=371)	6.7
Ontario (n=445)	6.6
Prairies (n=291)	6.8
British Columbia (n=238)	6.2
Male (n=784)	6.5
Female (n=710)	6.7
18 to 34 (n=313)	6.2
35 to 54 (n=501)	6.5
55 plus (n=683)	7.0
I have served in CAF (n=96)	7.8
Family served in CAF (n=633)	6.9
Neither I nor family served in CAF (n=763)	6.3

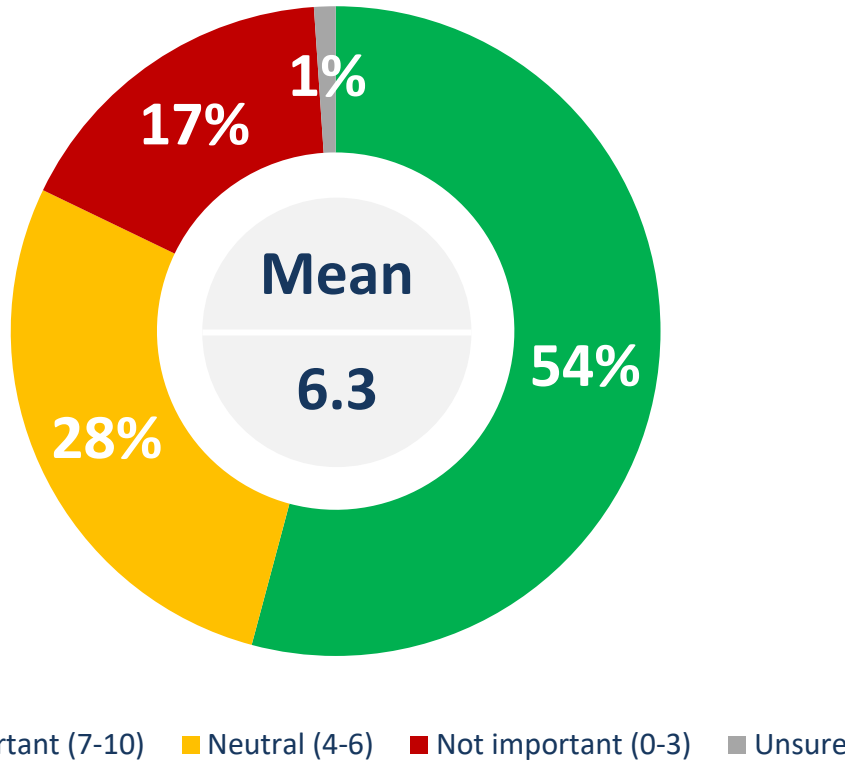
\*Weighted to the true population proportion.

\*Charts may not add up to 100 due to rounding.

**QUESTION** – How important, if at all, are the following to advancing Canada's place in the world? [RANDOMIZE]

## National defence

# Importance of foreign aid to advancing Canada's place in the world



	Mean
Atlantic (n=153)	6.4
Quebec (n=370)	6.9
Ontario (n=442)	6.3
Prairies (n=294)	5.3
British Columbia (n=239)	6.4
Male (n=781)	5.7
Female (n=714)	6.8
18 to 34 (n=313)	6.1
35 to 54 (n=502)	6.0
55 plus (n=683)	6.6
I have served in CAF (n=96)	5.6
Family served in CAF (n=637)	6.3
Neither I nor family served in CAF (n=760)	6.3

\*Weighted to the true population proportion.

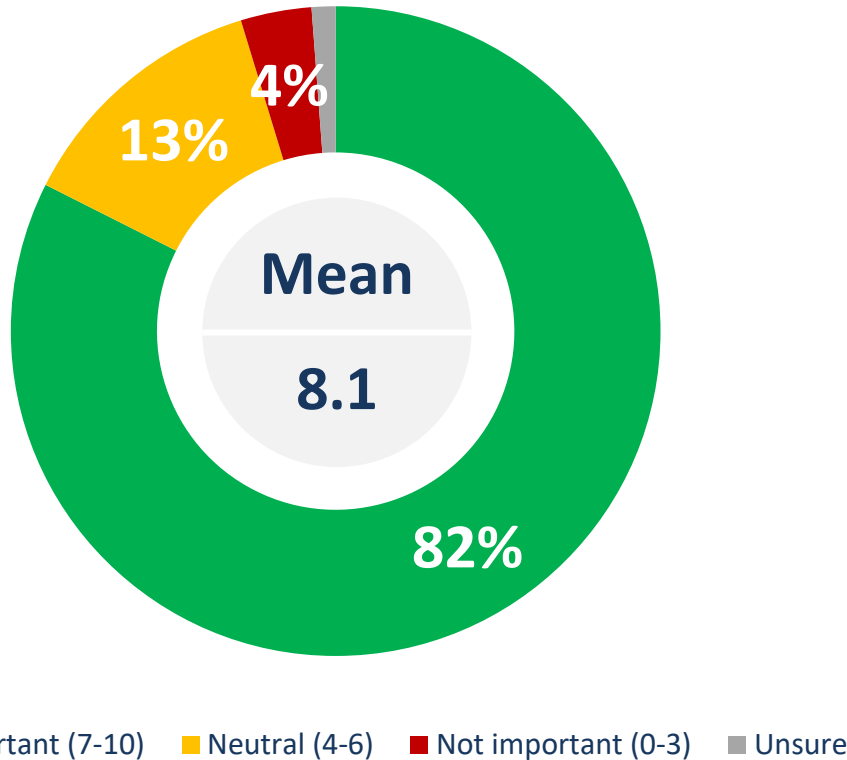
\*Charts may not add up to 100 due to rounding.

**QUESTION** – How important, if at all, are the following to advancing Canada's place in the world? [RANDOMIZE]

## Foreign Aid



# Importance of diplomacy advancing Canada's place in the world



	Mean
Atlantic (n=153)	8.1
Quebec (n=373)	8.4
Ontario (n=442)	8.2
Prairies (n=294)	7.6
British Columbia (n=239)	8.2
Male (n=784)	8.0
Female (n=714)	8.3
18 to 34 (n=313)	8.0
35 to 54 (n=503)	7.9
55 plus (n=685)	8.4
I have served in CAF (n=96)	8.3
Family served in CAF (n=633)	8.2
Neither I nor family served in CAF (n=768)	8.0

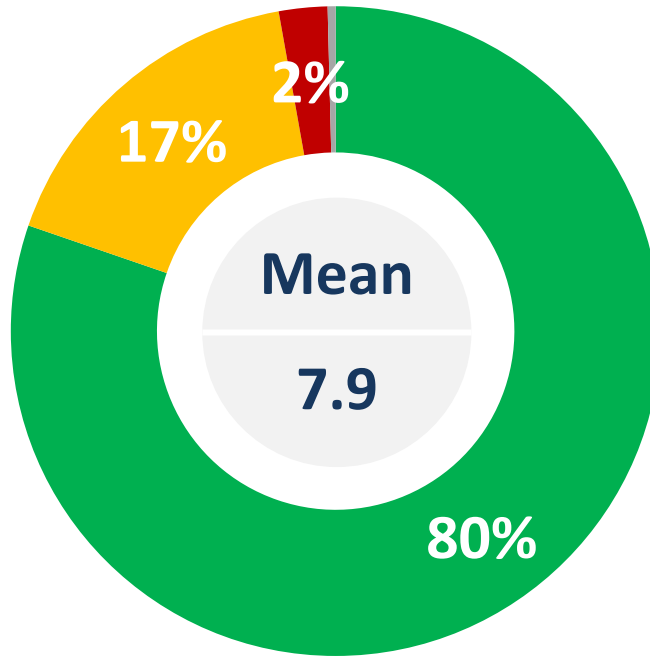
\*Weighted to the true population proportion.

\*Charts may not add up to 100 due to rounding.

**QUESTION** – How important, if at all, are the following to advancing Canada's place in the world? [RANDOMIZE]

## Diplomacy

# Importance of international trade to advancing Canada's place in the world



■ Very important (7-10) ■ Neutral (4-6) ■ Not important (0-3) ■ Unsure

	Mean
Atlantic (n=153)	7.8
Quebec (n=371)	8.1
Ontario (n=443)	8.0
Prairies (n=294)	7.9
British Columbia (n=238)	7.8
Male (n=781)	8.0
Female (n=715)	7.9
18 to 34 (n=313)	7.8
35 to 54 (n=502)	7.8
55 plus (n=684)	8.1
I have served in CAF (n=95)	8.2
Family served in CAF (n=635)	7.8
Neither I nor family served in CAF (n=763)	8.0

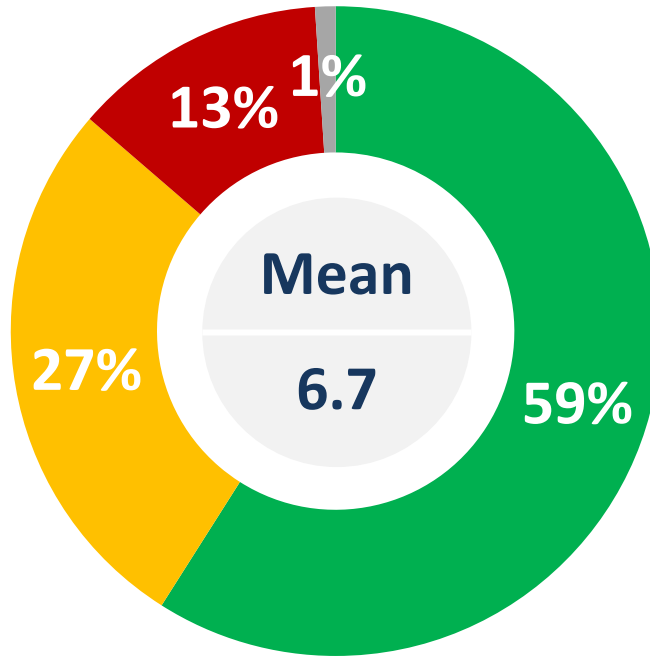
\*Weighted to the true population proportion.

\*Charts may not add up to 100 due to rounding.

**QUESTION** – How important, if at all, are the following to advancing Canada's place in the world? [RANDOMIZE]

## International trade

# Importance of immigration advancing to Canada's place in the world



■ Very important (7-10) ■ Neutral (4-6) ■ Not important (0-3) ■ Unsure

	Mean
Atlantic (n=153)	7.0
Quebec (n=372)	6.9
Ontario (n=444)	6.8
Prairies (n=293)	5.8
British Columbia (n=238)	6.8
Male (n=783)	6.2
Female (n=714)	7.1
18 to 34 (n=313)	6.6
35 to 54 (n=503)	6.5
55 plus (n=684)	6.9
I have served in CAF (n=96)	5.6
Family served in CAF (n=635)	6.5
Neither I nor family served in CAF (n=764)	6.9

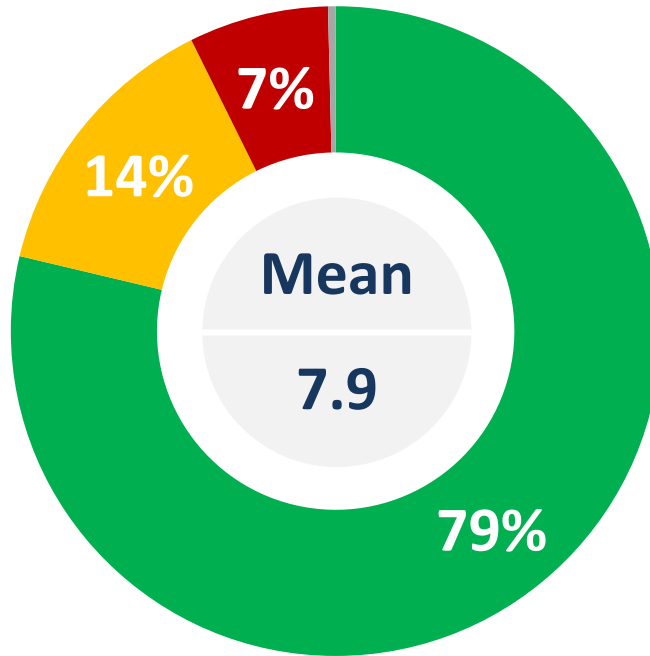
\*Weighted to the true population proportion.

\*Charts may not add up to 100 due to rounding.

**QUESTION** – How important, if at all, are the following to advancing Canada's place in the world? [RANDOMIZE]

## Immigration

# Importance of environment to advancing Canada's place in the world



■ Very important (7-10) ■ Neutral (4-6) ■ Not important (0-3) ■ Unsure

	Mean
Atlantic (n=152)	8.3
Quebec (n=373)	8.4
Ontario (n=442)	8.0
Prairies (n=294)	6.9
British Columbia (n=239)	8.1
Male (n=784)	7.3
Female (n=714)	8.5
18 to 34 (n=313)	8.0
35 to 54 (n=503)	7.8
55 plus (n=684)	8.0
I have served in CAF (n=96)	7.1
Family served in CAF (n=635)	7.9
Neither I nor family served in CAF (n=765)	8.0

\*Weighted to the true population proportion.

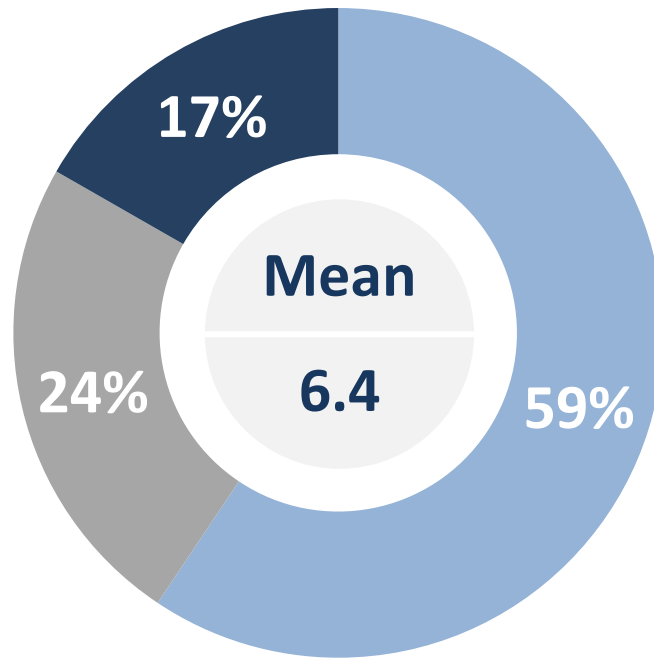
\*Charts may not add up to 100 due to rounding.

**QUESTION** – How important, if at all, are the following to advancing Canada's place in the world? [RANDOMIZE]

## Environment



# Focus of Canada's foreign policy priority



- Promoting its values (7-10)
- Promoting its interests (0-3)
- Neutral (4-6)
- Unsure

	Mean
Atlantic (n=132)	6.4
Quebec (n=344)	6.8
Ontario (n=390)	6.3
Prairies (n=264)	5.8
British Columbia (n=210)	6.5
Male (n=709)	6.0
Female (n=630)	6.8
18 to 34 (n=278)	6.2
35 to 54 (n=440)	6.4
55 plus (n=622)	6.5
I have served in CAF (n=80)	5.7
Family served in CAF (n=572)	6.5
Neither I nor family served in CAF (n=682)	6.4

\*Weighted to the true population proportion.

\*Charts may not add up to 100 due to rounding.

**QUESTION** – Should Canada's foreign policy priority be more about promoting its interests or its values around the world? (Sliding scale 0 to 10 – to show trade-off)

# Values Canada should promote

Top mentions	Frequency (n=1386)
Inclusivity, fairness, equality	24.9%
Peace	13.1%
Human Rights	13.0%
Democracy	11.0%
Environment and climate change	7.1%
Freedom/Liberty	6.5%
Trade/commerce	2.6%

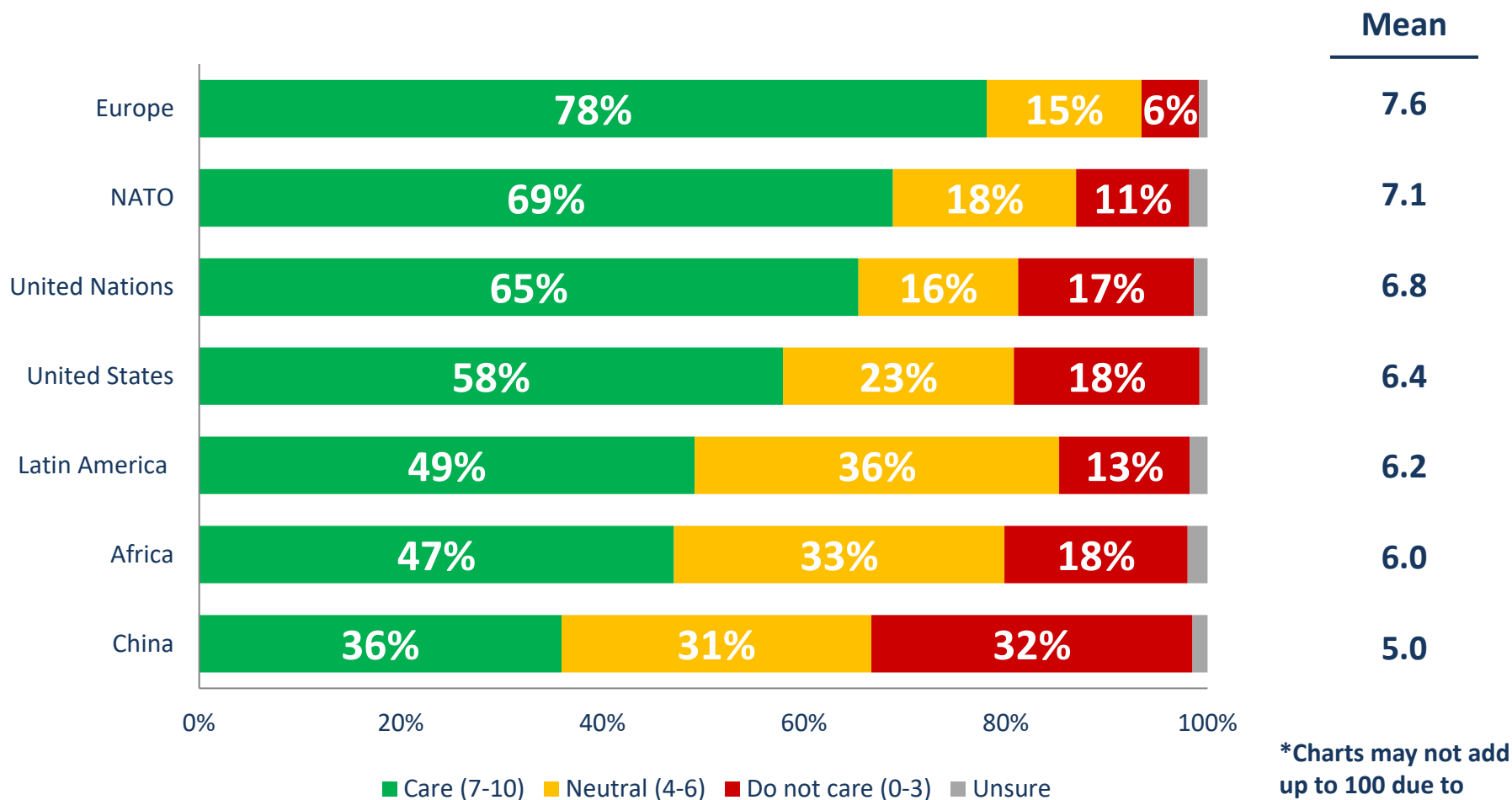
**QUESTION** – What values should Canada be promoting around the world, if any? \_\_\_\_ [OPEN]

# Interests Canada should promote

Top mentions	Frequency (n=1282)
Trade and economic exchange	35.7%
Environmental responsibility and climate change	16.2%
Peace and diplomacy	7.8%
Oil and gas/natural resources/energy	5.9%
Equality and social justice	5.7%
National interests	3.4%
Democracy	2.7%

**QUESTION** – What interests should Canada be promoting around the world, if any? \_\_\_\_ [OPEN]

# Perception of Canada by other countries and organizations

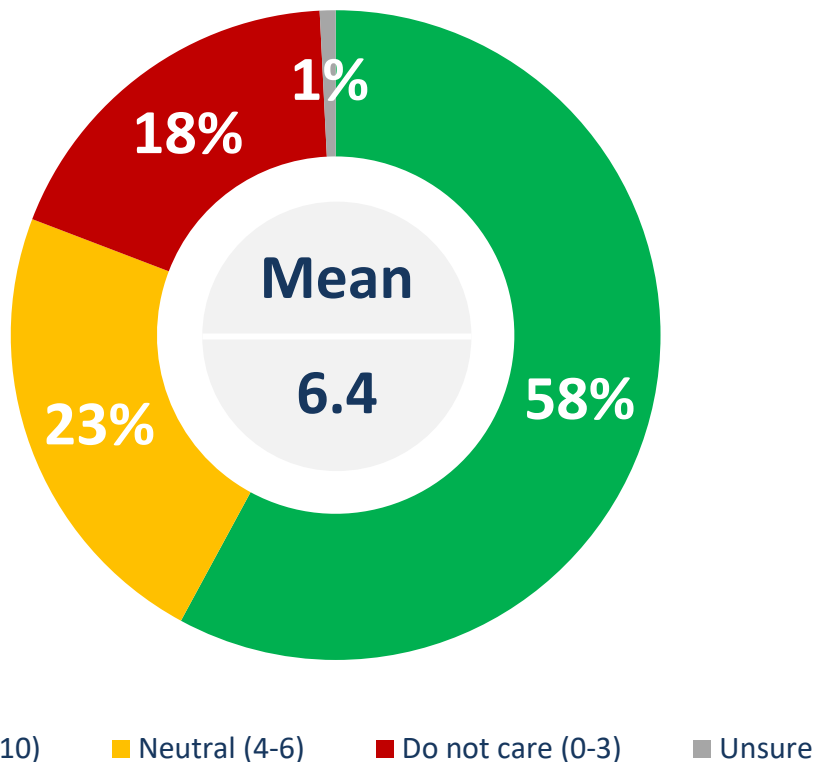


\*Charts may not add up to 100 due to rounding

**QUESTION** – How much do you care, if at all, about how Canada is viewed by the following countries or organizations?  
[RANDOMIZE]



# Level of care about the US' view of Canada



	Mean
Atlantic (n=153)	5.8
Quebec (n=374)	6.9
Ontario (n=445)	6.2
Prairies (n=294)	6.6
British Columbia (n=237)	6.2
Male (n=783)	6.8
Female (n=717)	6.0
18 to 34 (n=314)	6.3
35 to 54 (n=402)	6.2
55 plus (n=687)	6.6
I have served in CAF (n=96)	7.1
Family served in CAF (n=633)	6.3
Neither I nor family served in CAF (n=768)	6.4

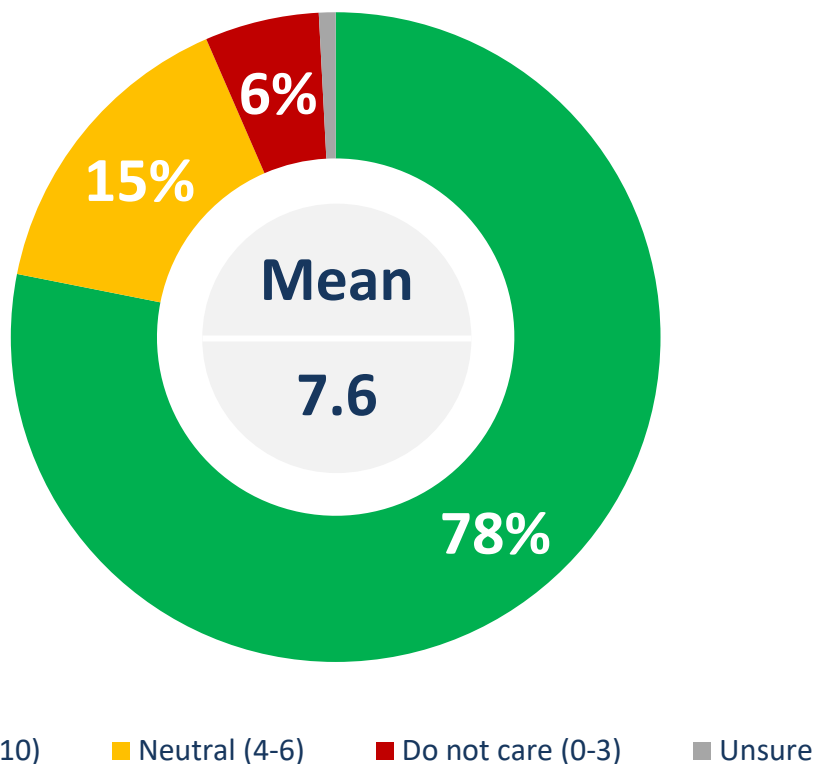
\*Weighted to the true population proportion.

\*Charts may not add up to 100 due to rounding.

**QUESTION** – How much do you care, if at all, about how Canada is viewed by the following countries or organizations?  
[RANDOMIZE]

**United States**

# Level of care about Europe's view of Canada



	Mean
Atlantic (n=152)	7.8
Quebec (n=374)	7.7
Ontario (n=444)	7.7
Prairies (n=294)	7.4
British Columbia (n=237)	7.6
Male (n=782)	7.4
Female (n=716)	7.8
18 to 34 (n=313)	7.4
35 to 54 (n=503)	7.4
55 plus (n=685)	8.0
I have served in CAF (n=96)	7.6
Family served in CAF (n=633)	7.7
Neither I nor family served in CAF (n=767)	7.6

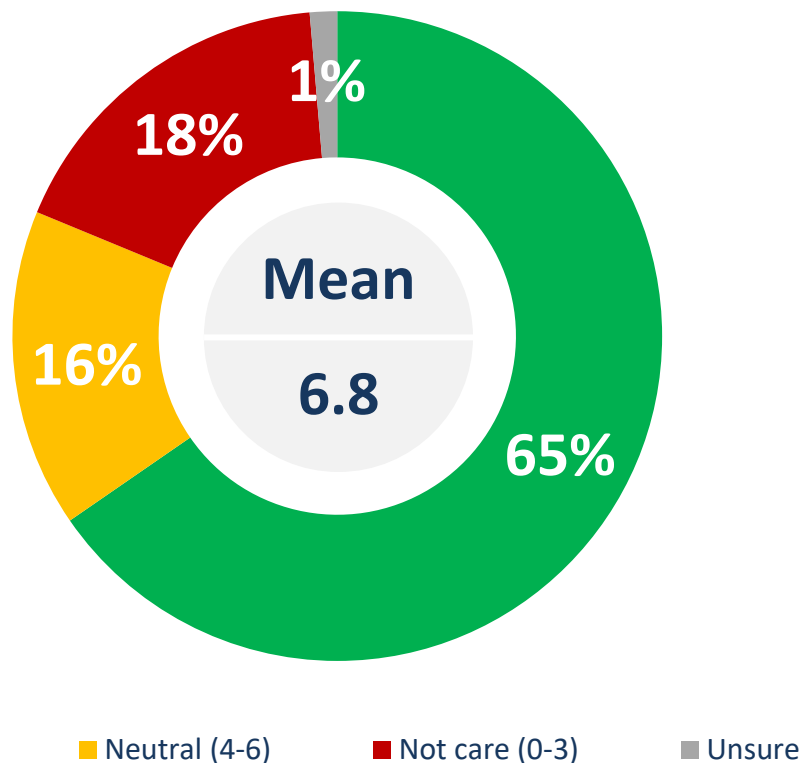
\*Weighted to the true population proportion.

\*Charts may not add up to 100 due to rounding.

**QUESTION** – How much do you care, if at all, about how Canada is viewed by the following countries or organizations?  
[RANDOMIZE]

**Europe**

# Level of care about the United Nation's view of Canada



	Mean
Atlantic (n=152)	7.1
Quebec (n=3742)	7.3
Ontario (n=445)	7.0
Prairies (n=294)	5.6
British Columbia (n=237)	6.8
Male (n=780)	6.0
Female (n=716)	7.5
18 to 34 (n=313)	7.3
35 to 54 (n=505)	6.5
55 plus (n=682)	7.2
I have served in CAF(n=95)	5.8
Family served in CAF (n=634)	6.9
Neither I nor family served in CAF (n=765)	6.8

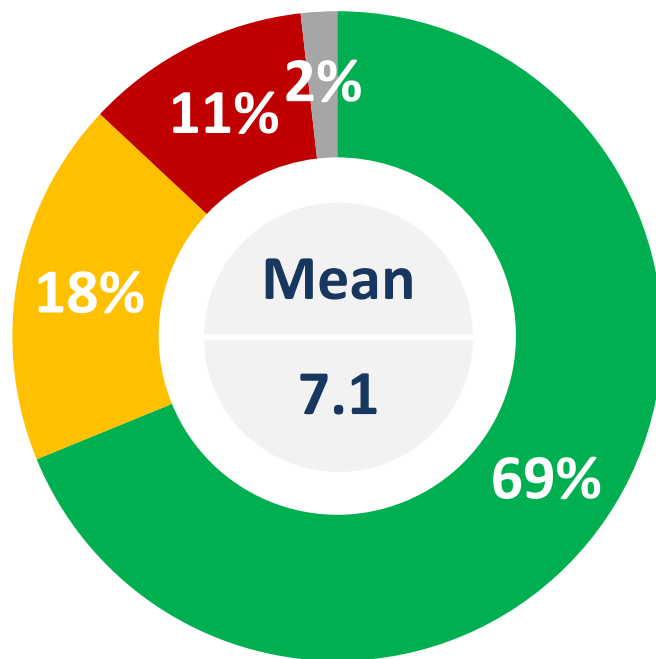
\*Weighted to the true population proportion.

\*Charts may not add up to 100 due to rounding.

**QUESTION** – How much do you care, if at all, about how Canada is viewed by the following countries or organizations?  
[RANDOMIZE]

**United Nation**

# Level of care about NATO's view of Canada



■ Care (7-10) ■ Neutral (4-6) ■ Not care (0-3) ■ Unsure

	Mean
Atlantic (n=150)	7.4
Quebec (n=372)	7.1
Ontario (n=443)	7.3
Prairies (n=292)	6.8
British Columbia (n=237)	7.0
Male (n=777)	6.9
Female (n=714)	7.3
18 to 34 (n=313)	6.5
35 to 54 (n=501)	7.0
55 plus (n=680)	7.7
I have served in CAF (n=94)	7.7
Family served in CAF (n=630)	7.3
Neither I nor family served in CAF (n=763)	7.0

\*Weighted to the true population proportion.

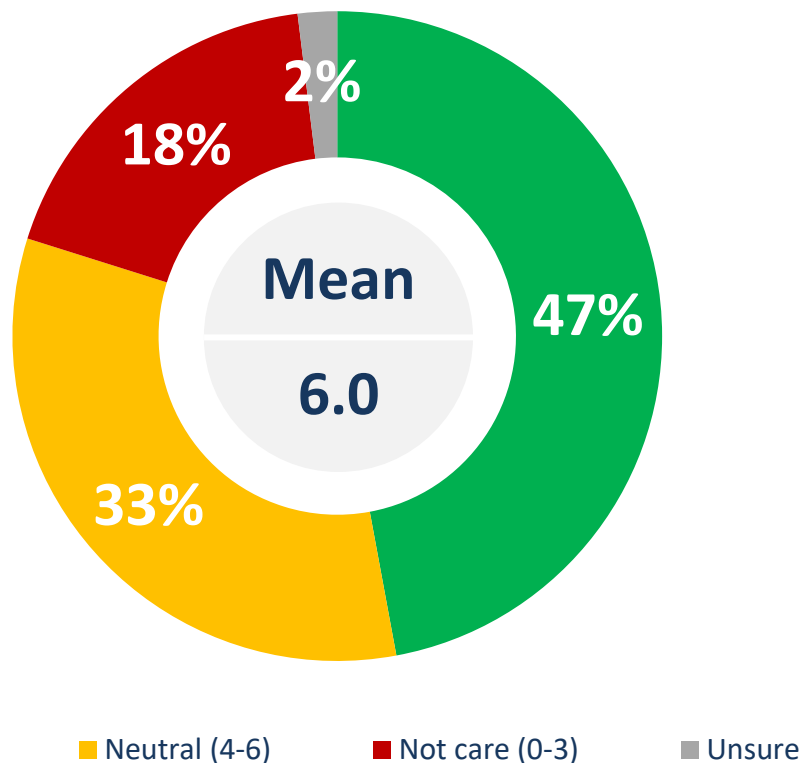
\*Charts may not add up to 100 due to rounding.

**QUESTION** – How much do you care, if at all, about how Canada is viewed by the following countries or organizations?  
[RANDOMIZE]

**NATO**



# Level of care about Africa's view of Canada



	Mean
Atlantic (n=151)	6.3
Quebec (n=373)	6.2
Ontario (n=445)	6.1
Prairies (n=293)	5.3
British Columbia (n=237)	5.9
Male (n=782)	5.5
Female (n=714)	6.4
18 to 34 (n=314)	5.8
35 to 54 (n=502)	5.7
55 plus (n=683)	6.3
I have served in CAF (n=96)	5.2
Family served in CAF (n=632)	6.0
Neither I nor family served in CAF (n=766)	6.0

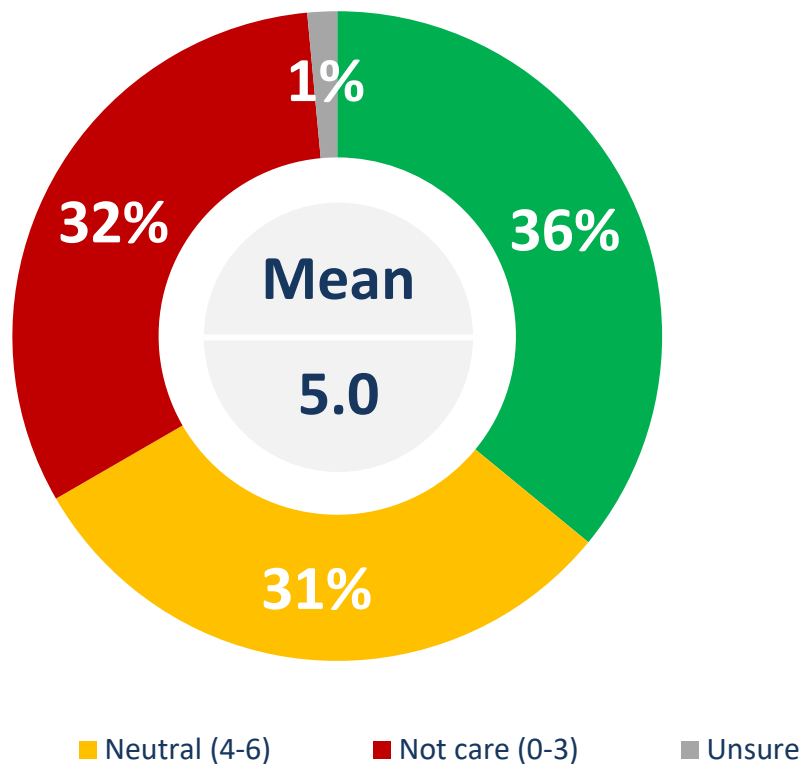
\*Weighted to the true population proportion.

\*Charts may not add up to 100 due to rounding.

**QUESTION** – How much do you care, if at all, about how Canada is viewed by the following countries or organizations?  
[RANDOMIZE]

**Africa**

# Level of care about China's view of Canada



	Mean
Atlantic (n=153)	5.0
Quebec (n=372)	5.8
Ontario (n=445)	4.9
Prairies (n=292)	4.2
British Columbia (n=236)	4.6
Male (n=782)	4.5
Female (n=713)	5.5
18 to 34 (n=312)	4.7
35 to 54 (n=503)	4.9
55 plus (n=683)	5.2
I have served in CAF (n=96)	4.0
Family served in CAF (n=633)	4.9
Neither I nor family served in CAF (n=764)	5.1

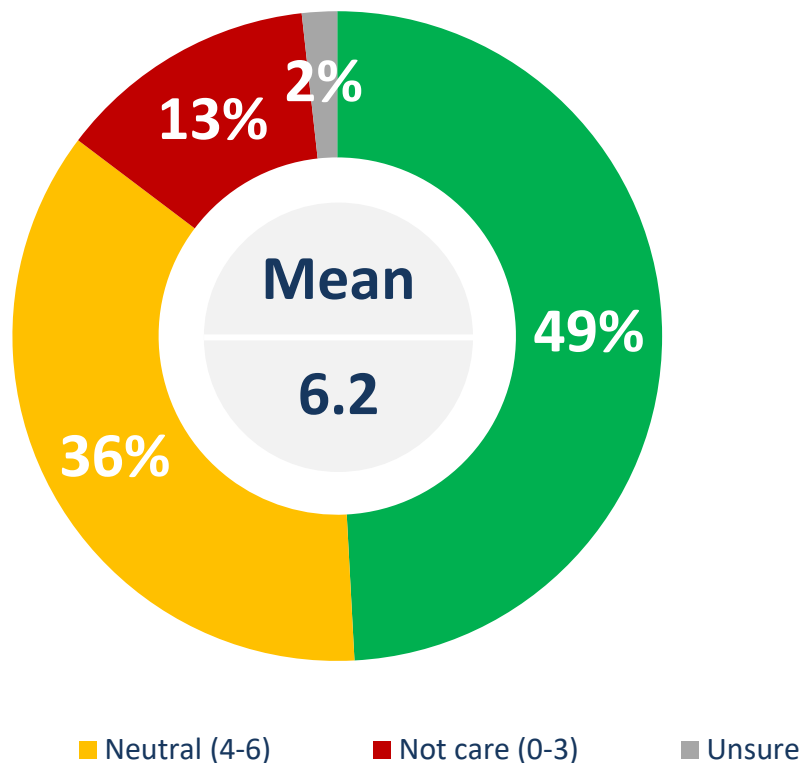
\*Weighted to the true population proportion.

\*Charts may not add up to 100 due to rounding.

**QUESTION** – How much do you care, if at all, about how Canada is viewed by the following countries or organizations?  
[RANDOMIZE]

**China**

# Level of care about Latin America's view of Canada




	Mean
Atlantic (n=153)	6.5
Quebec (n=373)	6.3
Ontario (n=445)	6.3
Prairies (n=292)	5.9
British Columbia (n=238)	6.3
Male (n=782)	6.0
Female (n=716)	6.5
18 to 34 (n=314)	6.1
35 to 54 (n=502)	6.1
55 plus (n=685)	6.4
I have served in CAF (n=95)	5.8
Family served in CAF (n=634)	6.3
Neither I nor family served in CAF (n=767)	6.2

\*Weighted to the true population proportion.

\*Charts may not add up to 100 due to rounding.

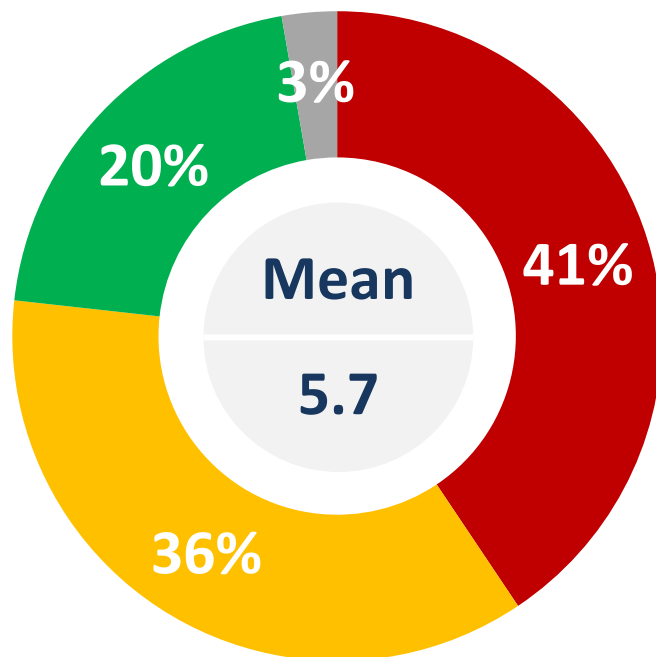
**QUESTION** – How much do you care, if at all, about how Canada is viewed by the following countries or organizations?  
[RANDOMIZE]

**Latin America**



***“ Canadians most often cite China and the US/Trump as the most important international threats to Canada that concerns them. ”***

# Canada facing international threats



■ To a high degree (7-10) ■ Neutral (4-6) ■ Not at all (0-3) ■ Unsure

	Mean
Atlantic (n=154)	5.5
Quebec (n=374)	5.3
Ontario (n=443)	5.8
Prairies (n=294)	6.1
British Columbia (n=239)	5.7
Male (n=785)	5.8
Female (n=716)	5.6
18 to 34 (n=312)	5.2
35 to 54 (n=504)	5.7
55 plus (n=688)	6.0
I have served in CAF (n=95)	6.3
Family served in CAF (n=633)	6.0
Neither I nor family served in CAF (n=769)	5.5

\*Weighted to the true population proportion.

\*Charts may not add up to 100 due to rounding.

**QUESTION** – To what extent, if at all, do you think Canada faces international threats?

# Most important threats to Canada

	Most important threat (n=1450)	Second most important threat (n=1355)
China	21.8%	11.7%
The US/Trump	17.4%	13.8%
Cyber attacks	10.1%	5.6%
Terrorism	7.1%	6.1%
Trade wars	6.6%	9.4%
Climate change/the environment	5.8%	5.3%
Unsure	1.0%	2.5%

**QUESTION** – What is the most important international threat to Canada, if any, that concerns you? \_\_\_\_ [OPEN]  
What is the second most important international threat to Canada, if any, that concerns you? \_\_\_\_ [OPEN]



# Most important threats to Canada in the future

	Frequency (n=1344)
China	14.7%
Climate change/the environment	13.4%
Cyber attacks	7.9%
The US/Trump	6.9%
Trade wars	5.7%
Terrorism	4.8%
Unsure	5.1%

**QUESTION** – What do you think are the greatest international threats Canada will face, if any, in 10 years? \_\_ [OPEN]



Nanos conducted an RDD dual frame (land- and cell-lines) hybrid telephone and online random survey of 1,504 Canadians, 18 years of age or older, between August 21<sup>st</sup> and August 31<sup>st</sup>, 2020. Participants were randomly recruited by telephone using live agents and administered a survey online. The results were statistically checked and weighted by age and gender using the latest Census information and the sample is geographically stratified to be representative of Canada.

Individuals were randomly called using random digit dialling with a maximum of five call backs.

The margin of error for this survey is  $\pm 2.5$  percentage points, 19 times out of 20.

The research was commissioned by the Canadian Defence and Security Network and was conducted by Nanos Research.

Note: Charts may not add up to 100 due to rounding.

# TECHNICAL NOTE

Element	Description
Research sponsor	Canadian Defence and Security Network
Population and Final Sample Size	1,504 Randomly selected individuals.
Source of Sample	Nanos Panel
Type of Sample	Probability
Margin of Error	±2.5 percentage points, 19 times out of 20.
Mode of Survey	RDD dual frame (land- and cell-lines) hybrid telephone and online survey
Sampling Method Base	The sample included both land- and cell-lines RDD (Random Digit Dialed) across Canada.
Demographics (Captured)	Atlantic Canada, Quebec, Ontario, Prairies, British Columbia; Men and Women; 18 years and older. Six digit postal code was used to validate geography.
Fieldwork/Validation	Individuals were recruited using live interviews with live supervision to validate work, the research questions were administered online
Number of Calls	Maximum of five call backs to those recruited.
Time of Calls	Individuals recruited were called between 12-5:30 pm and 6:30-9:30pm local time for the respondent.
Field Dates	August 21 <sup>st</sup> to August 31 <sup>st</sup> , 2020
Language of Survey	The survey was conducted in both English and French.
Standards	Nanos Research is a member of the Canadian Research Insights Council (CRIC) and confirms that this research fully complies with all CRIC Standards including the CRIC Public Opinion Research Standards and Disclosure Requirements. <a href="https://canadianresearchinsightscouncil.ca/standards/">https://canadianresearchinsightscouncil.ca/standards/</a>

Element	Description
Weighting of Data	The results were weighted by age and gender using the latest Census information (2016) and the sample is geographically stratified to ensure a distribution across all regions of Canada. See tables for full weighting disclosure
Screening	Screening ensured potential respondents did not work in the market research industry, in the advertising industry, in the media or a political party prior to administering the survey to ensure the integrity of the data.
Excluded Demographics	Individuals younger than 18 years old; individuals without land or cell lines, and individuals without internet access could not participate.
Stratification	By age and gender using the latest Census information (2016) and the sample is geographically stratified to be representative of Canada. Smaller areas such as Atlantic Canada were marginally oversampled to allow for a minimum regional sample.
Estimated Response Rate	Ten per cent, consistent with industry norms.
Question Order	Question order in the preceding report reflects the order in which they appeared in the original questionnaire.
Question Wording	The questions in the preceding report are written exactly as they were asked to individuals.
Research/Data Collection Supplier	Nanos Research
Contact	Contact Nanos Research for more information or with any concerns or questions. <a href="http://www.nanos.co">http://www.nanos.co</a> Telephone:(613) 234-4666 ext. 237 Email: <a href="mailto:info@nanosresearch.com">info@nanosresearch.com</a> .



nanos dimap analytika



NANOS RUTHERFORD MCKAY & Co.

As one of North America's premier market and public opinion research firms, we put strategic intelligence into the hands of decision makers. The majority of our work is for private sector and public facing organizations and ranges from market studies, managing reputation through to leveraging data intelligence. Nanos Research offers a vertically integrated full service quantitative and qualitative research practice to attain the highest standards and the greatest control over the research process.

[www.nanos.co](http://www.nanos.co)

This international joint venture between [dimap](#) and [Nanos](#) brings together top research and data experts from North American and Europe to deliver exceptional data intelligence to clients. The team offers data intelligence services ranging from demographic and sentiment microtargeting; consumer sentiment identification and decision conversion; and, data analytics and profiling for consumer persuasion.

[www.nanosdimap.com](http://www.nanosdimap.com)

NRM is an affiliate of Nanos Research and Rutherford McKay Associates. Our service offerings are based on decades of professional experience and extensive research and include public acceptance and engagement, communications audits, and narrative development. [www.nrmpublicaffairs.com](http://www.nrmpublicaffairs.com)

# TABULATIONS



THE SCHOOL  
OF PUBLIC POLICY



**NANOS**







## 2020-973 – Canadian Defence and Security Network –Survey – STAT SHEET

			Region						Gender			Age		
			Canada 2020-08	Atlantic	Quebec	Ontario	Prairies	British Columbia	Male	Female	Other	18 to 34	35 to 54	55 plus
Question 1 - What should be Canada's role in the world? [OPEN]	Total	Unwgt N	1407	139	357	416	269	226	728	676	3	285	467	655
		Wgt N	1398	91	333	537	247	190	678	717	3	372	476	549
	Peacekeepers/mediator/voice of reason	%	31.2	24.4	30.9	33.3	25.9	36.2	30.4	32.1		21.5	31.5	37.5
	Advocate for Human rights and freedom/A country that helps those in need	%	10.1	11.9	7.9	10.3	11.7	10.5	9.6	10.5		7.4	11.2	11.0
	Strong ally	%	2.7	3.3	3.0	2.5	2.9	2.5	3.1	2.4		2.2	3.5	2.5
	A model of democracy/ supporter of democracy	%	6.1	4.4	5.0	7.5	4.0	7.7	7.9	4.4		4.9	5.0	7.8
	A leader/ A decision maker	%	13.1	16.1	14.7	13.0	13.1	9.0	11.5	14.5		16.6	11.9	11.7
	An environmental leader/a leader in renewable energy, sustainable development	%	7.4	11.1	11.2	6.3	3.4	7.0	5.9	8.7		9.6	6.9	6.3
	Focus on ourselves/ protect and promote canadian interests	%	7.2	8.0	8.2	5.0	12.7	4.4	8.1	6.4		7.9	8.4	5.8
	A strong trade partner/ economic leader/ natural resource exporter	%	5.3	2.4	5.7	4.1	10.1	3.2	6.9	3.7		7.0	6.3	3.2
	A leader in innovation/research and development/technology	%	1.9	2.3	1.0	2.2	1.6	2.8	2.4	1.4		3.9	1.2	1.1
	An example/ role model of what countries should be	%	9.6	11.0	6.0	10.8	10.4	11.0	8.4	10.7		12.2	8.5	8.9
	Remain Neutral	%	1.6	0.0	1.7	1.7	1.6	2.1	1.6	1.6		2.0	1.2	1.7
	Other	%	3.3	5.0	4.0	3.2	1.9	3.3	4.0	2.6		4.8	3.2	2.3
	Unsure	%	0.5	0.0	0.8	0.3	0.9	0.4	0.2	0.8		0.0	1.2	0.2

Nanos conducted an RDD dual frame (land- and cell- lines) hybrid telephone and online random survey of 1,504 Canadians, 18 years of age or older, between August 21<sup>st</sup> and 31<sup>st</sup>, 2020. The margin of error this survey is  $\pm 2.5$  percentage points, 19 times out of 20. \*Note: some results have been shaded due to small sample size.

[www.nanos.co](http://www.nanos.co)





## 2020-973 – Canadian Defence and Security Network –Survey – STAT SHEET

How important, if at all, are the following to advancing Canada's place in the world? [RANDOMIZE]

			Region						Gender			Age			
			Canada 2020-08	Atlantic	Quebec	Ontario	Prairies	British Columbia	Male	Female	Other	18 to 34	35 to 54	55 plus	
Question 2 - National defence	Total	Unwgt N	1497	152	371	445	291	238	784	710	3	313	501	683	
		Wgt N	1492	98	346	575	273	200	732	758	3	410	511	572	
		Mean	6.6	6.6	6.7	6.6	6.8	6.2	6.5	6.7		6.2	6.5	7.0	
		Median	7.0	7.0	7.0	7.0	7.0	6.0	7.0	7.0		6.0	7.0	7.0	
	Not at all important (0)	%	2.2	3.6	0.7	2.0	2.2	4.4	2.8	1.4		3.2	2.9	0.8	
		1	%	1.3	0.0	0.5	1.9	0.8	2.1	1.0	1.5		1.8	1.5	0.7
		2	%	3.1	2.7	2.7	3.7	2.8	2.5	4.4	1.8		3.9	2.7	2.8
		3	%	5.5	4.5	6.6	5.4	3.9	7.0	5.4	5.6		7.7	5.0	4.5
		4	%	5.4	4.8	5.2	5.0	5.7	6.5	4.3	6.4		6.0	6.5	3.9
		5	%	14.0	18.1	14.8	13.6	12.3	14.3	15.1	13.0		17.6	11.8	13.5
		6	%	13.0	9.4	13.6	12.8	11.3	16.6	13.5	12.4		14.1	13.8	11.4
		7	%	15.0	14.9	16.7	13.7	18.8	11.0	13.3	16.8		10.9	17.4	15.9
		8	%	15.4	15.3	17.5	14.0	17.8	12.2	16.1	14.7		14.1	15.1	16.6
		9	%	7.2	4.8	5.0	8.5	7.5	8.3	6.8	7.6		4.3	7.6	9.0
	Very important (10)	%	16.4	18.9	15.0	17.7	16.5	13.8	16.7	16.2		16.0	13.9	18.9	
	Unsure	%	1.5	3.1	1.7	1.7	0.3	1.4	0.5	2.5		0.5	1.9	1.8	

Nanos conducted an RDD dual frame (land- and cell- lines) hybrid telephone and online random survey of 1,504 Canadians, 18 years of age or older, between August 21<sup>st</sup> and 31<sup>st</sup>, 2020. The margin of error this survey is  $\pm 2.5$  percentage points, 19 times out of 20. \*Note: some results have been shaded due to small sample size.

[www.nanos.co](http://www.nanos.co)



## 2020-973 – Canadian Defence and Security Network –Survey – STAT SHEET

How important, if at all, are the following to advancing Canada's place in the world? [RANDOMIZE]

			Region						Gender			Age			
			Canada 2020-08	Atlantic	Quebec	Ontario	Prairies	British Columbia	Male	Female	Other	18 to 34	35 to 54	55 plus	
Question 3 - Foreign aid	Total	Unwgt N	1498	153	370	442	294	239	781	714	3	313	502	683	
		Wgt N	1492	99	346	571	275	201	728	761	3	410	511	571	
		Mean	6.3	6.4	6.9	6.3	5.3	6.4	5.7	6.8		6.1	6.0	6.6	
		Median	7.0	7.0	7.0	7.0	6.0	7.0	6.0	7.0		7.0	6.0	7.0	
	Not at all important (0)	%	4.9	4.0	2.6	5.2	9.1	3.2	7.5	2.5		8.1	5.9	1.8	
		1	%	2.1	1.2	1.8	1.6	3.3	2.7	2.5	1.7		1.8	1.9	2.4
		2	%	5.0	2.0	2.7	5.2	8.7	5.0	6.8	3.3		5.4	5.1	4.6
		3	%	4.8	4.8	4.1	4.2	6.5	4.9	6.1	3.5		5.4	5.5	3.6
		4	%	4.5	6.6	3.1	3.8	5.2	6.8	4.8	4.2		3.7	6.1	3.6
		5	%	12.2	13.8	10.2	12.4	14.5	11.0	13.8	10.7		10.0	12.8	13.2
		6	%	11.3	12.1	10.3	10.6	14.5	10.2	12.3	10.3		11.7	13.1	9.4
		7	%	17.5	21.3	16.7	19.3	15.0	15.5	16.4	18.5		18.3	17.6	16.8
		8	%	17.6	14.6	22.3	19.3	11.4	14.6	14.6	20.5		14.2	15.7	21.7
		9	%	7.9	7.0	12.0	5.9	5.0	11.1	6.0	9.8		6.9	5.6	10.8
		Very important (10)	%	11.1	11.9	14.0	11.3	6.1	12.4	9.1	13.0		13.9	9.6	10.5
		Unsure	%	1.1	0.6	0.2	1.3	0.7	2.7	0.3	1.9		0.5	1.0	1.5

Nanos conducted an RDD dual frame (land- and cell- lines) hybrid telephone and online random survey of 1,504 Canadians, 18 years of age or older, between August 21<sup>st</sup> and 31<sup>st</sup>, 2020. The margin of error this survey is  $\pm 2.5$  percentage points, 19 times out of 20. \*Note: some results have been shaded due to small sample size.

[www.nanos.co](http://www.nanos.co)



## 2020-973 – Canadian Defence and Security Network –Survey – STAT SHEET

How important, if at all, are the following to advancing Canada's place in the world? [RANDOMIZE]

			Region						Gender			Age			
			Canada 2020-08	Atlantic	Quebec	Ontario	Prairies	British Columbia	Male	Female	Other	18 to 34	35 to 54	55 plus	
Question 4 - Diplomacy	Total	Unwgt N	1501	153	373	442	294	239	784	714	3	313	503	685	
		Wgt N	1494	99	349	571	275	201	731	760	3	410	512	572	
		Mean	8.1	8.1	8.4	8.2	7.6	8.2	8.0	8.3		8.0	7.9	8.4	
		Median	8.0	9.0	9.0	9.0	8.0	9.0	8.0	9.0		8.0	8.0	9.0	
	Not at all important (0)	%	0.7	1.1	0.2	0.7	1.2	0.8	1.0	0.4		0.5	1.1	0.5	
		1	%	0.3	0.5	0.2	0.2	0.3	0.8	0.4	0.2		0.0	0.2	0.7
		2	%	0.9	0.0	0.9	0.6	2.3	0.3	0.9	0.9		2.0	0.2	0.7
		3	%	1.6	1.0	1.1	1.5	3.1	1.2	2.2	1.1		1.8	2.1	1.1
		4	%	1.8	3.8	1.8	1.8	1.3	1.6	2.3	1.4		2.6	1.2	1.9
		5	%	5.4	5.4	2.3	5.4	9.6	5.2	5.8	5.2		5.8	6.4	4.3
		6	%	5.6	5.1	3.3	6.4	7.2	5.2	6.9	4.4		7.1	7.2	3.1
		7	%	13.4	12.6	11.2	15.3	15.1	10.3	13.0	13.7		11.4	17.1	11.5
		8	%	20.4	19.1	25.7	17.2	19.8	21.6	21.2	19.7		21.9	21.8	17.9
		9	%	15.0	17.9	15.9	14.4	14.2	15.0	15.1	14.9		12.5	12.9	18.8
		Very important (10)	%	33.6	31.6	36.9	35.6	24.2	36.2	31.0	36.1		32.3	28.9	38.8
		Unsure	%	1.2	1.8	0.5	1.0	1.8	1.8	0.3	2.1		1.9	1.0	0.8

Nanos conducted an RDD dual frame (land- and cell- lines) hybrid telephone and online random survey of 1,504 Canadians, 18 years of age or older, between August 21<sup>st</sup> and 31<sup>st</sup>, 2020. The margin of error this survey is  $\pm 2.5$  percentage points, 19 times out of 20. \*Note: some results have been shaded due to small sample size.

[www.nanos.co](http://www.nanos.co)



## 2020-973 – Canadian Defence and Security Network –Survey – STAT SHEET

How important, if at all, are the following to advancing Canada's place in the world? [RANDOMIZE]

			Region						Gender			Age		
			Canada 2020-08	Atlantic	Quebec	Ontario	Prairies	British Columbia	Male	Female	Other	18 to 34	35 to 54	55 plus
Question 5 - International trade	Total	Unwgt N	1499	153	371	443	294	238	781	715	3	313	502	684
		Wgt N	1494	99	347	572	275	200	729	762	3	410	512	573
		Mean	7.9	7.8	8.1	8.0	7.9	7.8	8.0	7.9		7.8	7.8	8.1
		Median	8.0	8.0	8.0	8.0	8.0	8.0	8.0	8.0		8.0	8.0	8.0
	Not at all important (0)	%	0.3	1.6	0.5	0.0	0.3	0.3	0.3	0.4		0.2	0.5	0.2
	1	%	0.6	0.0	0.2	0.4	1.1	1.4	0.9	0.3		1.1	0.2	0.6
	2	%	0.3	0.6	0.2	0.5	0.3	0.0	0.5	0.2		0.7	0.4	0.0
	3	%	1.2	1.0	0.9	1.4	1.0	1.7	1.5	0.9		1.0	2.1	0.6
	4	%	1.8	1.6	2.2	1.6	1.9	1.5	1.6	1.9		1.4	1.7	2.0
	5	%	6.1	6.1	4.8	6.7	6.7	5.6	4.9	7.1		7.3	6.4	5.0
	6	%	9.1	8.9	8.9	8.0	9.9	11.4	7.5	10.6		12.2	10.2	5.8
	7	%	16.5	19.2	13.6	16.7	18.0	17.4	16.8	16.1		16.7	18.1	14.8
	8	%	23.4	22.2	23.7	23.8	22.6	22.9	23.2	23.5		22.0	22.0	25.6
	9	%	13.7	14.5	16.5	14.5	8.6	13.2	13.2	14.3		10.5	12.0	17.5
	Very important (10)	%	26.7	23.5	27.9	26.3	29.4	23.8	29.6	24.0		27.0	26.4	26.8
	Unsure	%	0.4	0.9	0.5	0.2	0.2	0.7	0.1	0.7		0.0	0.0	1.0

Nanos conducted an RDD dual frame (land- and cell- lines) hybrid telephone and online random survey of 1,504 Canadians, 18 years of age or older, between August 21<sup>st</sup> and 31<sup>st</sup>, 2020. The margin of error this survey is  $\pm 2.5$  percentage points, 19 times out of 20. \*Note: some results have been shaded due to small sample size.

[www.nanos.co](http://www.nanos.co)



## 2020-973 – Canadian Defence and Security Network –Survey – STAT SHEET

How important, if at all, are the following to advancing Canada's place in the world? [RANDOMIZE]

			Region						Gender			Age			
			Canada 2020-08	Atlantic	Quebec	Ontario	Prairies	British Columbia	Male	Female	Other	18 to 34	35 to 54	55 plus	
Question 6 - Immigration	Total	Unwgt N	1500	153	372	444	293	238	783	714	3	313	503	684	
		Wgt N	1495	99	348	574	274	200	730	762	3	410	512	573	
		Mean	6.7	7.0	6.9	6.8	5.8	6.8	6.2	7.1		6.6	6.5	6.9	
		Median	7.0	7.0	7.0	7.0	6.0	7.0	7.0	8.0		7.0	7.0	7.0	
	Not at all important (0)	%	4.0	3.9	2.0	3.9	6.6	4.2	6.0	2.0		6.0	4.4	2.2	
		1	2.2	1.2	2.0	1.7	4.5	1.1	2.8	1.6		2.6	1.9	2.2	
		2	2.3	0.5	2.4	1.7	3.6	2.8	3.6	1.0		1.5	2.5	2.6	
		3	4.2	4.2	3.1	3.0	8.7	3.6	5.3	3.3		4.2	4.9	3.7	
		4	4.2	3.3	3.4	4.7	4.2	4.2	3.8	4.5		3.7	5.9	2.9	
		5	12.0	10.8	10.5	11.2	14.6	14.1	13.3	10.8		11.4	12.2	12.3	
		6	11.1	7.3	12.0	12.1	12.7	6.8	13.5	8.8		11.9	11.7	10.0	
		7	16.1	19.8	19.2	15.3	12.6	15.8	16.5	15.7		15.8	15.7	16.7	
		8	17.6	20.4	21.4	17.3	12.9	16.7	14.9	20.0		18.4	18.1	16.5	
		9	9.5	9.5	8.0	10.2	5.8	15.0	6.3	12.5		7.4	7.6	12.7	
		Very important (10)	%	15.9	18.7	15.9	17.7	11.9	14.4	13.4	18.3		16.8	13.9	16.9
		Unsure	%	1.0	0.6	0.0	1.2	1.8	1.4	0.6	1.5		0.3	1.2	1.4

Nanos conducted an RDD dual frame (land- and cell- lines) hybrid telephone and online random survey of 1,504 Canadians, 18 years of age or older, between August 21<sup>st</sup> and 31<sup>st</sup>, 2020. The margin of error this survey is  $\pm 2.5$  percentage points, 19 times out of 20. \*Note: some results have been shaded due to small sample size.

[www.nanos.co](http://www.nanos.co)



## 2020-973 – Canadian Defence and Security Network –Survey – STAT SHEET

How important, if at all, are the following to advancing Canada's place in the world? [RANDOMIZE]

			Region						Gender			Age		
			Canada 2020-08	Atlantic	Quebec	Ontario	Prairies	British Columbia	Male	Female	Other	18 to 34	35 to 54	55 plus
Question 7 - Environment	Total	Unwgt N	1500	152	373	442	294	239	784	714	2	313	503	684
		Wgt N	1494	98	349	571	275	201	731	761	2	410	512	572
		Mean	7.9	8.3	8.4	8.0	6.9	8.1	7.3	8.5		8.0	7.8	8.0
		Median	9.0	9.0	9.0	9.0	7.0	9.0	8.0	9.0		9.0	8.0	9.0
	Not at all important (0)	%	1.8	2.1	0.8	1.4	3.1	2.4	3.1	0.4		1.5	1.4	2.3
		1	%	1.0	0.5	0.0	1.5	2.1	1.4	0.7		1.0	1.0	1.1
		2	%	1.6	0.0	1.2	1.5	1.3	2.7	0.5		1.0	2.2	1.4
		3	%	2.6	1.0	2.1	2.3	4.8	4.0	1.2		3.9	1.5	2.6
		4	%	2.6	1.0	1.1	2.5	1.0	3.4	1.7		3.2	1.9	2.6
		5	%	6.4	7.1	5.1	5.0	11.0	8.4	4.4		6.9	6.4	6.0
		6	%	5.0	4.2	2.5	4.7	8.2	6.7	3.5		3.1	7.4	4.3
		7	%	11.6	8.8	8.5	10.9	17.8	13.7	9.6		11.7	13.8	9.6
		8	%	16.5	18.9	21.7	17.6	9.8	16.0	17.1		15.7	18.7	15.2
		9	%	12.3	15.2	14.9	11.6	7.9	9.1	15.2		9.7	12.0	14.3
		Very important (10)	%	38.3	41.2	41.9	40.3	26.0	31.4	45.0		42.0	33.6	39.9
		Unsure	%	0.4	0.0	0.3	0.7	0.0	0.0	0.7		0.3	0.0	0.8

Nanos conducted an RDD dual frame (land- and cell- lines) hybrid telephone and online random survey of 1,504 Canadians, 18 years of age or older, between August 21<sup>st</sup> and 31<sup>st</sup>, 2020. The margin of error this survey is  $\pm 2.5$  percentage points, 19 times out of 20. \*Note: some results have been shaded due to small sample size.

[www.nanos.co](http://www.nanos.co)



# 2020-973 – Canadian Defence and Security Network –Survey – STAT SHEET

			Region						Gender			Age		
			Canada 2020-08	Atlantic	Quebec	Ontario	Prairies	British Columbia	Male	Female	Other	18 to 34	35 to 54	55 plus
Question 8 - Should Canada's foreign policy priority be more about promoting its interests or its values around the world?   Promoting interests (move slider left)   Promoting values (move slider right)	Total	Unwgt N	1340	132	344	390	264	210	709	630	1	278	440	622
		Wgt N	1335	86	320	502	248	178	660	675	1	367	445	523
		Mean	6.4	6.4	6.8	6.3	5.8	6.5	6.0	6.8		6.2	6.4	6.5
		Median	7.0	7.0	7.0	7.0	6.0	7.0	7.0	7.0		7.0	7.0	7.0
	0	%	3.4	5.3	1.6	3.3	6.8	1.3	5.0	1.8		4.7	3.8	2.2
	1	%	2.2	3.0	2.5	1.6	3.1	2.1	3.6	0.9		1.6	2.0	2.9
	2	%	4.8	3.2	5.3	4.4	5.8	4.2	7.1	2.6		4.6	5.3	4.5
	3	%	6.3	4.7	5.2	7.5	6.1	5.8	7.5	4.9		9.1	5.2	5.2
	4	%	4.2	1.7	1.6	4.4	7.1	5.6	5.5	3.0		4.3	4.1	4.3
	5	%	8.2	8.5	4.6	10.2	8.5	8.7	6.5	9.9		8.3	8.2	8.2
	6	%	11.4	14.2	10.8	10.4	14.6	9.6	10.7	12.1		11.4	13.0	10.1
	7	%	20.9	22.0	20.7	21.9	15.4	25.7	18.2	23.6		22.1	20.6	20.4
	8	%	21.1	17.8	25.1	21.1	17.7	20.1	20.6	21.5		18.0	21.1	23.3
	9	%	7.7	7.8	10.6	6.2	6.6	8.3	6.6	8.8		4.4	7.4	10.3
	10	%	9.7	11.8	12.0	9.0	8.1	8.6	8.6	10.7		11.6	9.4	8.5

Nanos conducted an RDD dual frame (land- and cell- lines) hybrid telephone and online random survey of 1,504 Canadians, 18 years of age or older, between August 21<sup>st</sup> and 31<sup>st</sup>, 2020. The margin of error this survey is  $\pm 2.5$  percentage points, 19 times out of 20. \*Note: some results have been shaded due to small sample size.

[www.nanos.co](http://www.nanos.co)





## 2020-973 – Canadian Defence and Security Network –Survey – STAT SHEET

			Region						Gender			Age		
			Canada 2020-08	Atlantic	Quebec	Ontario	Prairies	British Columbia	Male	Female	Other	18 to 34	35 to 54	55 plus
Question 9 - What values should Canada be promoting around the world, if any? [OPEN]	Total	Unwgt N	1386	135	351	411	265	224	722	661	3	280	455	651
		Wgt N	1378	88	326	530	246	187	672	703	3	366	466	546
	Peace	%	13.1	10.6	15.5	13.4	12.9	9.6	13.1	13.1		13.8	13.9	12.0
	Freedom/Liberty	%	6.5	9.7	5.4	5.4	8.5	7.1	9.2	3.9		5.9	6.6	6.7
	Canadian values and culture	%	1.6	0.0	1.6	1.3	3.2	1.0	0.8	2.3		2.1	1.0	1.7
	Rule of Law	%	1.3	1.9	0.8	1.3	1.5	1.8	1.9	0.8		1.4	0.7	1.8
	Human Rights	%	13.0	14.0	12.3	13.9	12.0	12.5	13.4	12.5		11.4	12.1	14.8
	Love/kindness	%	1.8	1.3	0.5	2.4	1.7	2.8	0.6	2.9		2.6	2.5	0.7
	Environment and climate change	%	7.1	7.0	8.1	6.9	5.6	8.0	4.6	9.3		9.9	7.6	4.8
	None/remain neutral	%	1.2	0.6	0.4	1.3	2.1	1.4	2.1	0.4		1.3	0.8	1.5
	Inclusivity, fairness, equality	%	24.9	26.4	24.0	27.0	20.4	25.4	20.9	28.7		20.8	26.9	25.9
	Democracy	%	11.0	11.6	10.0	10.2	12.8	12.3	15.4	6.8		10.6	8.3	13.5
	Multiculturalism	%	1.0	0.6	0.8	1.5	0.3	0.7	0.7	1.3		1.1	1.6	0.4
	Respect	%	2.5	4.5	4.9	1.3	1.3	2.5	1.8	3.2		1.6	2.9	2.8
	Honesty	%	2.1	0.7	1.6	1.6	2.8	4.3	1.8	2.4		0.7	2.6	2.6
	Leadership	%	0.6	0.6	0.3	0.8	0.7	0.5	0.0	1.1		0.7	1.2	0.0
	Trade/commerce	%	2.6	0.0	3.0	2.4	4.0	2.0	4.0	1.3		3.1	3.0	2.0
	Diplomacy	%	1.4	1.3	2.4	0.9	1.6	0.4	1.6	1.1		2.1	1.2	1.0
	Maintaining an inward focus on domestic issues	%	1.5	1.0	0.0	2.0	2.7	1.3	1.7	1.3		2.3	1.8	0.7
	other	%	4.7	6.3	6.5	3.5	4.3	4.3	5.5	3.9		6.6	3.5	4.3
	Integrity/transparency	%	1.8	1.7	1.8	2.1	1.2	2.2	0.8	2.8		1.2	1.5	2.5
	Unsure	%	0.4	0.0	0.3	0.7	0.6	0.0	0.0	0.9		0.7	0.3	0.4

Nanos conducted an RDD dual frame (land- and cell- lines) hybrid telephone and online random survey of 1,504 Canadians, 18 years of age or older, between August 21<sup>st</sup> and 31<sup>st</sup>, 2020. The margin of error this survey is  $\pm 2.5$  percentage points, 19 times out of 20. \*Note: some results have been shaded due to small sample size.

[www.nanos.co](http://www.nanos.co)



## 2020-973 – Canadian Defence and Security Network –Survey – STAT SHEET

			Region						Gender			Age		
			Canada 2020-08	Atlantic	Quebec	Ontario	Prairies	British Columbia	Male	Female	Other	18 to 34	35 to 54	55 plus
Question 10 - What interests should Canada be promoting around the world, if any? [OPEN]	Total	Unwgt N	1282	122	326	374	247	213	682	599	1	251	408	623
		Wgt N	1267	81	301	480	228	177	632	634	1	328	417	523
	Trade and economic exchange	%	35.7	28.4	40.0	35.6	35.9	31.9	38.6	32.9		37.3	35.6	34.8
	Human rights	%	2.3	2.3	0.9	2.6	3.7	2.2	2.3	2.4		1.9	1.7	3.1
	Environmental responsibility and climate change	%	16.2	14.0	13.6	18.4	14.0	18.0	13.2	19.2		20.0	17.1	13.0
	Oil and gas/natural resources/energy	%	5.9	3.4	4.5	4.2	13.0	5.0	6.3	5.5		5.7	6.1	5.8
	Health/health care	%	1.4	2.9	1.3	1.5	0.6	1.6	1.0	1.8		2.0	1.1	1.3
	Humanitarian aid	%	1.7	0.6	2.7	1.9	1.4	0.4	1.3	2.2		1.4	1.3	2.3
	National interests	%	3.4	3.3	2.2	4.4	3.9	2.2	3.4	3.4		4.4	2.9	3.2
	Defense/protection of territory	%	2.0	1.7	4.1	1.2	1.4	1.3	2.3	1.7		1.4	1.8	2.6
	Democracy	%	2.7	1.4	4.7	2.6	1.6	1.3	3.5	1.9		1.6	1.7	4.1
	Peace and diplomacy	%	7.8	14.8	6.9	8.2	6.0	7.8	9.0	6.7		7.1	7.5	8.6
	Tourism	%	0.6	0.7	0.0	0.3	1.5	1.1	0.2	0.9		0.0	1.3	0.4
	Equality and social justice	%	5.7	8.1	5.4	5.5	3.8	8.0	5.4	6.0		3.0	7.0	6.4
	Capacity building and assisting other regimes	%	1.1	1.7	0.3	1.4	1.7	0.8	1.3	1.0		1.0	1.1	1.2
	none/remain neutral	%	1.8	1.4	1.4	1.1	2.3	3.7	2.1	1.4		1.7	1.6	1.9
	Immigration and refugees	%	2.0	4.7	2.5	1.9	0.8	1.6	1.3	2.7		0.5	2.4	2.6
	Education	%	1.0	0.6	1.4	0.6	0.6	1.9	0.9	1.1		1.3	0.8	0.9
	Other	%	3.2	3.8	3.4	2.2	2.2	6.7	3.7	2.8		4.6	3.2	2.4
	Freedom/free speech	%	1.0	0.0	1.0	1.0	1.1	0.9	1.7	0.3		0.0	1.6	1.0
	Technology/research	%	0.6	0.7	0.2	1.1	0.7	0.0	1.0	0.2		1.3	0.5	0.3
	Unsure	%	3.9	5.5	3.2	4.1	3.9	3.8	1.7	5.9		3.9	3.6	4.1

Nanos conducted an RDD dual frame (land- and cell- lines) hybrid telephone and online random survey of 1,504 Canadians, 18 years of age or older, between August 21<sup>st</sup> and 31<sup>st</sup>, 2020. The margin of error this survey is  $\pm 2.5$  percentage points, 19 times out of 20. \*Note: some results have been shaded due to small sample size.

[www.nanos.co](http://www.nanos.co)



## 2020-973 – Canadian Defence and Security Network –Survey – STAT SHEET

How much do you care, if at all, about how Canada is viewed by the following countries or organizations? [RANDOMIZE]

			Region						Gender			Age		
			Canada 2020-08	Atlantic	Quebec	Ontario	Prairies	British Columbia	Male	Female	Other	18 to 34	35 to 54	55 plus
Question 11 - United States	Total	Unwgt N	1503	153	374	445	294	237	783	717	3	314	502	687
		Wgt N	1497	99	350	574	275	199	731	764	3	411	510	575
		Mean	6.4	5.8	6.9	6.2	6.6	6.2	6.8	6.0		6.3	6.2	6.6
		Median	7.0	6.0	8.0	7.0	7.0	7.0	8.0	7.0		7.0	7.0	7.0
	Do not care (0)	%	9.6	11.8	6.4	12.5	8.1	7.8	8.4	10.7		10.4	10.4	8.3
		1	%	1.7	3.4	2.0	1.4	0.9	1.3	2.1		1.1	1.9	1.9
		2	%	2.5	3.6	1.6	2.8	1.6	1.8	3.1		1.4	2.8	2.9
		3	%	4.7	8.1	2.0	4.4	6.2	4.3	5.1		6.5	4.9	3.1
		4	%	4.1	3.5	3.1	4.4	3.9	2.8	5.1		4.1	4.6	3.5
		5	%	9.8	9.6	9.6	10.3	8.6	9.0	10.6		8.0	11.8	9.4
		6	%	9.1	9.5	9.1	7.9	10.3	7.3	10.6		9.7	8.2	9.3
		7	%	13.6	12.0	13.4	12.2	16.6	12.5	14.5		16.7	13.5	11.4
		8	%	15.8	11.9	19.1	16.4	12.9	17.5	14.2		15.0	15.1	17.0
		9	%	10.7	10.9	12.8	9.6	10.9	13.3	8.2		9.1	9.6	12.8
		Care (10)	%	17.8	14.5	19.9	17.8	18.4	21.1	14.8		17.5	16.5	19.3
		Unsure	%	0.8	1.1	1.0	0.2	0.7	0.6	1.0		0.5	0.7	1.1

Nanos conducted an RDD dual frame (land- and cell- lines) hybrid telephone and online random survey of 1,504 Canadians, 18 years of age or older, between August 21<sup>st</sup> and 31<sup>st</sup>, 2020. The margin of error this survey is  $\pm 2.5$  percentage points, 19 times out of 20. \*Note: some results have been shaded due to small sample size.

[www.nanos.co](http://www.nanos.co)



## 2020-973 – Canadian Defence and Security Network –Survey – STAT SHEET

How much do you care, if at all, about how Canada is viewed by the following countries or organizations? [RANDOMIZE]

			Region						Gender			Age			
			Canada 2020-08	Atlantic	Quebec	Ontario	Prairies	British Columbia	Male	Female	Other	18 to 34	35 to 54	55 plus	
Question 12 - Europe	Total	Unwgt N	1501	152	374	444	294	237	782	716	3	313	503	685	
		Wgt N	1496	99	349	574	275	200	730	763	3	410	512	574	
		Mean	7.6	7.8	7.7	7.7	7.4	7.6	7.4	7.8		7.4	7.4	8.0	
		Median	8.0	8.0	8.0	8.0	8.0	8.0	8.0	8.0		8.0	8.0	8.0	
	Do not care (0)	%	2.9	4.4	2.5	3.3	3.2	1.7	3.2	2.6		4.4	3.5	1.4	
		1	%	0.5	1.5	0.5	0.4	0.3	0.6	0.6	0.4		0.0	0.6	0.8
		2	%	1.0	0.5	0.9	1.0	0.5	2.0	1.4	0.6		1.0	1.0	0.9
		3	%	1.3	0.0	1.1	1.2	1.3	2.4	2.2	0.4		0.7	2.4	0.6
		4	%	1.0	0.6	1.7	0.2	1.1	1.8	1.6	0.4		1.8	0.6	0.7
		5	%	7.3	2.1	6.8	9.0	7.1	6.0	7.8	6.7		7.7	9.8	4.8
		6	%	7.1	2.2	6.4	5.4	12.0	8.7	7.8	6.3		8.4	7.0	6.2
		7	%	16.3	19.9	15.2	15.5	20.3	13.5	16.5	16.1		19.9	18.8	11.5
		8	%	25.7	29.7	27.3	25.2	24.5	24.0	25.0	26.4		23.9	23.6	28.9
		9	%	14.0	15.4	13.1	14.8	11.3	16.4	12.9	15.1		11.9	11.2	18.1
	Care (10)	%	22.1	21.2	23.5	23.5	17.3	22.8	20.6	23.6		19.5	20.8	25.1	
	Unsure	%	0.8	2.5	1.1	0.5	1.0	0.3	0.3	1.4		0.8	0.8	0.9	

Nanos conducted an RDD dual frame (land- and cell- lines) hybrid telephone and online random survey of 1,504 Canadians, 18 years of age or older, between August 21<sup>st</sup> and 31<sup>st</sup>, 2020. The margin of error this survey is  $\pm 2.5$  percentage points, 19 times out of 20. \*Note: some results have been shaded due to small sample size.

[www.nanos.co](http://www.nanos.co)



## 2020-973 – Canadian Defence and Security Network –Survey – STAT SHEET

How much do you care, if at all, about how Canada is viewed by the following countries or organizations? [RANDOMIZE]

			Region						Gender			Age		
			Canada 2020-08	Atlantic	Quebec	Ontario	Prairies	British Columbia	Male	Female	Other	18 to 34	35 to 54	55 plus
Question 13 - United Nations	Total	Unwgt N	1499	152	372	445	293	237	780	716	3	313	504	682
		Wgt N	1494	98	348	575	273	200	728	763	3	410	513	571
		Mean	6.8	7.1	7.3	7.0	5.6	6.8	6.0	7.5		6.5	6.5	7.2
		Median	8.0	8.0	8.0	8.0	7.0	8.0	7.0	8.0		7.0	7.0	8.0
	Do not care (0)	%	10.4	10.0	3.8	11.0	18.4	9.7	15.5	5.6		11.3	13.4	7.2
		1	%	1.5	1.1	1.6	1.3	1.4	2.2	0.8		0.7	1.5	2.1
		2	%	3.0	1.1	4.3	1.5	4.4	4.4	1.6		4.8	1.7	2.8
		3	%	2.5	0.5	2.2	1.9	2.1	3.3	1.7		2.9	3.4	1.5
		4	%	2.7	0.5	2.2	1.8	3.1	3.3	2.0		3.6	2.1	2.5
		5	%	6.5	5.4	7.9	6.6	6.8	6.6	6.4		5.5	8.0	5.9
		6	%	6.7	6.0	4.9	8.0	6.5	7.6	5.8		6.6	7.6	5.9
		7	%	12.3	18.3	15.4	10.3	12.5	11.6	12.8		16.1	11.9	10.0
		8	%	17.2	17.5	16.7	18.4	14.3	15.6	18.8		13.8	17.7	19.3
		9	%	12.0	18.8	13.9	10.9	12.8	11.1	12.9		9.3	11.1	14.7
		Care (10)	%	23.8	19.5	25.8	27.3	24.9	17.9	29.6		23.5	20.4	27.1
		Unsure	%	1.4	1.3	1.3	0.9	1.6	0.9	1.8		2.0	1.1	1.1

Nanos conducted an RDD dual frame (land- and cell- lines) hybrid telephone and online random survey of 1,504 Canadians, 18 years of age or older, between August 21<sup>st</sup> and 31<sup>st</sup>, 2020. The margin of error this survey is  $\pm 2.5$  percentage points, 19 times out of 20. \*Note: some results have been shaded due to small sample size.

[www.nanos.co](http://www.nanos.co)



## 2020-973 – Canadian Defence and Security Network –Survey – STAT SHEET

How much do you care, if at all, about how Canada is viewed by the following countries or organizations? [RANDOMIZE]

			Region						Gender			Age			
			Canada 2020-08	Atlantic	Quebec	Ontario	Prairies	British Columbia	Male	Female	Other	18 to 34	35 to 54	55 plus	
Question 14 - NATO	Total	Unwgt N	1494	150	372	443	292	237	777	714	3	313	501	680	
		Wgt N	1491	97	348	572	273	200	726	761	3	411	510	570	
		Mean	7.1	7.4	7.1	7.3	6.8	7.0	6.9	7.3		6.5	7.0	7.7	
		Median	8.0	8.0	7.0	8.0	7.0	8.0	8.0	8.0		7.0	7.0	8.0	
	Do not care (0)	%	5.4	5.8	3.5	5.6	6.6	6.6	6.4	4.6		8.1	5.9	3.1	
		1	%	1.2	1.2	2.0	0.5	1.6	1.6	1.5	1.0		2.4	0.9	0.7
		2	%	2.1	0.0	2.8	2.1	2.2	1.6	3.2	1.0		2.4	1.5	2.3
		3	%	2.5	1.0	2.6	2.5	2.9	2.5	3.5	1.5		3.0	3.1	1.6
		4	%	2.7	3.3	3.2	2.2	2.7	2.5	3.1	2.3		3.3	3.2	1.8
		5	%	8.4	3.7	9.3	8.4	9.3	8.2	7.8	9.1		10.6	8.8	6.5
		6	%	7.1	8.6	7.5	6.8	6.9	6.9	7.4	6.6		8.5	8.1	5.2
		7	%	16.0	14.9	18.7	12.8	17.8	18.6	14.8	17.1		15.3	18.2	14.5
		8	%	18.3	22.0	16.4	18.8	21.8	13.7	18.3	18.4		16.5	18.5	19.4
		9	%	11.7	15.8	11.4	12.5	8.1	12.7	11.5	11.9		8.1	12.3	13.7
	Care (10)	%	22.8	20.9	20.9	26.5	17.9	23.4	21.8	23.9		19.1	18.2	29.6	
	Unsure	%	1.8	2.9	1.8	1.4	2.2	1.7	0.8	2.8		2.8	1.1	1.7	

Nanos conducted an RDD dual frame (land- and cell- lines) hybrid telephone and online random survey of 1,504 Canadians, 18 years of age or older, between August 21<sup>st</sup> and 31<sup>st</sup>, 2020. The margin of error this survey is  $\pm 2.5$  percentage points, 19 times out of 20. \*Note: some results have been shaded due to small sample size.

[www.nanos.co](http://www.nanos.co)



## 2020-973 – Canadian Defence and Security Network –Survey – STAT SHEET

How much do you care, if at all, about how Canada is viewed by the following countries or organizations? [RANDOMIZE]

			Region						Gender			Age		
			Canada 2020-08	Atlantic	Quebec	Ontario	Prairies	British Columbia	Male	Female	Other	18 to 34	35 to 54	55 plus
Question 15 - Africa	Total	Unwgt N	1499	151	373	445	293	237	782	714	3	314	502	683
		Wgt N	1495	98	348	575	274	200	730	762	3	411	511	572
		Mean	6.0	6.3	6.2	6.1	5.3	5.9	5.5	6.4		5.8	5.7	6.3
		Median	6.0	6.0	6.0	7.0	6.0	6.0	6.0	7.0		6.0	6.0	7.0
	Do not care (0)	%	8.2	7.8	4.9	8.6	11.2	8.8	11.4	5.1		10.3	10.0	5.0
		1	%	1.8	2.2	2.4	0.6	3.1	2.4	1.2		1.6	2.0	1.7
		2	%	3.2	1.2	2.8	3.5	3.7	4.1	2.4		2.9	3.5	3.3
		3	%	5.0	2.1	3.6	5.4	6.0	6.2	3.9		5.8	4.7	4.7
		4	%	5.7	5.4	7.9	4.6	5.3	6.6	4.8		6.9	5.5	5.0
		5	%	14.8	17.8	14.3	13.8	19.2	15.3	14.0		13.3	17.0	13.8
		6	%	12.3	12.3	12.8	11.2	13.5	11.2	13.4		12.9	12.7	11.6
		7	%	16.0	10.6	17.1	16.7	14.5	12.5	19.4		15.7	16.2	16.1
		8	%	13.0	14.7	11.8	15.0	10.2	12.2	13.7		10.7	11.3	16.2
		9	%	5.7	7.1	6.8	4.8	8.1	6.0	5.4		5.1	4.1	7.4
		Care (10)	%	12.4	16.0	12.5	14.4	8.1	10.7	14.1		12.8	11.6	12.8
		Unsure	%	2.0	2.8	3.0	1.5	2.0	1.4	2.5		2.0	1.5	2.3

Nanos conducted an RDD dual frame (land- and cell- lines) hybrid telephone and online random survey of 1,504 Canadians, 18 years of age or older, between August 21<sup>st</sup> and 31<sup>st</sup>, 2020. The margin of error this survey is  $\pm 2.5$  percentage points, 19 times out of 20. \*Note: some results have been shaded due to small sample size.

[www.nanos.co](http://www.nanos.co)





## 2020-973 – Canadian Defence and Security Network –Survey – STAT SHEET

How much do you care, if at all, about how Canada is viewed by the following countries or organizations? [RANDOMIZE]

			Region						Gender			Age		
			Canada 2020-08	Atlantic	Quebec	Ontario	Prairies	British Columbia	Male	Female	Other	18 to 34	35 to 54	55 plus
Question 16 - China	Total	Unwgt N	1498	153	372	445	292	236	782	713	3	312	503	683
		Wgt N	1492	99	347	575	273	198	729	760	3	409	512	572
		Mean	5.0	5.0	5.8	4.9	4.2	4.6	4.5	5.5		4.7	4.9	5.2
		Median	5.0	5.0	6.0	5.0	5.0	5.0	5.0	6.0		5.0	5.0	5.0
	Do not care (0)	%	16.7	14.6	9.4	18.5	23.7	15.9	21.7	12.1		19.3	18.1	13.7
		1	%	3.1	2.6	2.2	2.0	5.4	3.7	2.5		4.3	2.5	2.7
		2	%	6.1	8.8	5.4	6.2	6.2	7.0	5.3		5.5	5.0	7.5
		3	%	5.9	5.4	5.4	5.9	4.6	6.3	5.6		3.5	7.3	6.4
		4	%	6.3	7.5	6.8	6.8	4.7	6.5	5.9		7.7	4.9	6.5
		5	%	13.8	10.9	13.6	13.0	15.5	14.4	13.0		15.2	13.4	13.1
		6	%	10.7	12.7	10.1	10.0	10.6	8.2	13.1		14.2	9.5	9.2
		7	%	11.8	11.2	13.7	11.3	11.6	10.8	12.8		8.5	14.0	12.2
		8	%	10.3	10.1	12.7	10.5	8.5	8.9	11.7		7.2	12.2	11.0
		9	%	4.4	4.2	6.2	4.7	3.1	3.7	5.2		4.4	3.4	5.4
		Care (10)	%	9.3	9.8	13.1	9.7	6.7	7.9	10.7		8.7	8.1	10.9
		Unsure	%	1.5	2.4	1.4	1.3	0.8	0.9	2.0		1.4	1.6	1.5

Nanos conducted an RDD dual frame (land- and cell- lines) hybrid telephone and online random survey of 1,504 Canadians, 18 years of age or older, between August 21<sup>st</sup> and 31<sup>st</sup>, 2020. The margin of error this survey is  $\pm 2.5$  percentage points, 19 times out of 20. \*Note: some results have been shaded due to small sample size.

[www.nanos.co](http://www.nanos.co)



## 2020-973 – Canadian Defence and Security Network –Survey – STAT SHEET

How much do you care, if at all, about how Canada is viewed by the following countries or organizations? [RANDOMIZE]

			Region						Gender			Age			
			Canada 2020-08	Atlantic	Quebec	Ontario	Prairies	British Columbia	Male	Female	Other	18 to 34	35 to 54	55 plus	
Question 17 - Latin America	Total	Unwgt N	1501	153	373	445	292	238	782	716	3	314	502	685	
		Wgt N	1496	99	349	575	273	200	730	764	3	411	511	573	
		Mean	6.2	6.5	6.3	6.3	5.9	6.3	6.0	6.5		6.1	6.1	6.4	
		Median	7.0	7.0	7.0	7.0	6.0	7.0	6.0	7.0		6.0	6.0	7.0	
	Do not care (0)	%	5.2	6.5	3.2	6.5	5.0	4.5	7.1	3.3		6.9	6.0	3.2	
		1	%	1.4	2.6	1.1	1.0	2.2	1.4	1.9	1.0		0.6	1.3	2.2
		2	%	2.2	0.0	2.6	2.8	1.9	1.2	1.9	2.5		2.8	2.5	1.4
		3	%	4.2	3.1	3.0	3.4	5.3	7.5	5.5	2.9		4.3	4.7	3.7
		4	%	5.9	3.1	7.9	6.0	5.3	3.9	6.7	5.1		7.3	4.6	6.0
		5	%	13.4	13.1	14.0	11.2	17.6	13.3	12.2	14.4		13.4	14.3	12.7
		6	%	16.8	14.4	15.7	16.5	20.2	16.3	17.6	16.2		17.2	17.6	16.0
		7	%	19.8	16.4	20.9	20.3	18.6	19.9	18.0	21.6		18.0	21.2	20.0
		8	%	12.5	16.8	12.2	12.7	11.0	12.5	13.4	11.8		11.1	11.8	14.2
		9	%	5.5	4.1	6.4	5.4	3.6	7.6	5.6	5.3		5.4	4.2	6.7
	Care (10)	%	11.3	15.5	10.7	12.9	7.9	10.6	9.2	13.4		11.7	10.6	11.7	
	Unsure	%	1.7	4.3	2.3	1.2	1.5	1.3	0.9	2.5		1.5	1.4	2.3	

Nanos conducted an RDD dual frame (land- and cell- lines) hybrid telephone and online random survey of 1,504 Canadians, 18 years of age or older, between August 21<sup>st</sup> and 31<sup>st</sup>, 2020. The margin of error this survey is  $\pm 2.5$  percentage points, 19 times out of 20. \*Note: some results have been shaded due to small sample size.

[www.nanos.co](http://www.nanos.co)



## 2020-973 – Canadian Defence and Security Network –Survey – STAT SHEET

			Region						Gender			Age		
			Canada 2020-08	Atlantic	Quebec	Ontario	Prairies	British Columbia	Male	Female	Other	18 to 34	35 to 54	55 plus
Question 18 - To what extent, if at all, do you think Canada faces international threats?	Total	Unwgt N	1504	154	374	443	294	239	785	716	3	312	504	688
		Wgt N	1497	100	349	572	275	201	732	762	3	409	513	575
		Mean	5.7	5.5	5.3	5.8	6.1	5.7	5.8	5.6		5.2	5.7	6.0
		Median	6.0	6.0	6.0	6.0	6.0	6.0	6.0	6.0		5.0	6.0	6.0
	Not at all (0)	%	2.7	4.4	4.3	2.8	1.7	0.3	3.2	2.3		4.1	1.6	2.8
	1	%	1.8	3.3	2.6	1.0	2.4	1.2	2.1	1.5		2.7	1.8	1.1
	2	%	5.5	4.0	6.1	5.6	4.0	6.9	4.9	5.9		6.9	5.5	4.5
	3	%	10.5	9.2	10.4	11.7	7.4	12.1	11.0	10.0		15.2	10.9	6.8
	4	%	8.9	11.1	8.6	8.8	7.6	10.5	6.7	11.1		7.8	9.7	9.1
	5	%	12.3	12.5	14.6	11.3	9.8	14.9	12.1	12.5		12.8	13.0	11.4
	6	%	14.9	11.7	17.0	14.4	17.3	10.9	13.1	16.7		15.3	15.6	13.9
	7	%	19.5	21.7	17.5	19.2	22.5	18.7	20.4	18.6		16.1	20.0	21.5
	8	%	10.6	9.8	9.0	12.2	10.8	9.0	12.1	9.2		8.2	9.7	13.2
	9	%	3.4	3.6	2.5	2.5	5.9	4.3	4.4	2.5		4.2	2.2	3.9
	To a very high degree (10)	%	7.1	5.5	3.4	8.8	7.6	8.4	8.2	6.0		3.9	8.0	8.5
	Unsure	%	2.7	3.2	4.0	1.8	3.0	2.8	1.7	3.7		2.8	2.1	3.3

Nanos conducted an RDD dual frame (land- and cell- lines) hybrid telephone and online random survey of 1,504 Canadians, 18 years of age or older, between August 21<sup>st</sup> and 31<sup>st</sup>, 2020. The margin of error this survey is  $\pm 2.5$  percentage points, 19 times out of 20. \*Note: some results have been shaded due to small sample size.

[www.nanos.co](http://www.nanos.co)



## 2020-973 – Canadian Defence and Security Network –Survey – STAT SHEET

			Region						Gender			Age		
			Canada 2020-08	Atlantic	Quebec	Ontario	Prairies	British Columbia	Male	Female	Other	18 to 34	35 to 54	55 plus
Question 19 - What is the most important international threat to Canada, if any, that concerns you? [OPEN]	Total	Unwgt N	1450	141	363	429	284	233	761	687	2	297	480	673
		Wgt N	1444	91	339	553	266	195	710	731	2	391	489	564
	China	%	21.8	16.1	19.5	21.1	25.2	26.1	26.1	17.7		22.1	21.0	22.3
	Immigration/Illegal immigrants/border security	%	2.0	1.2	2.0	1.6	3.1	1.5	1.7	2.2		1.5	2.6	1.7
	The US/Trump	%	17.4	20.2	20.0	16.8	15.1	16.5	12.7	22.1		19.6	17.2	16.1
	Nothing	%	1.3	2.2	1.4	0.8	1.4	2.0	1.0	1.4		1.2	1.5	1.2
	Virus/Biological threats/pandemics	%	3.8	3.9	3.4	5.2	2.4	2.2	2.7	4.7		4.2	3.2	4.1
	Russia	%	1.7	0.7	1.7	2.3	1.5	1.0	2.0	1.5		2.6	1.1	1.6
	Climate change/the environment	%	5.8	8.7	5.5	5.7	3.8	7.8	5.5	6.0		6.2	6.5	4.9
	Foreign acquisition of land/natural resources	%	1.0	0.0	1.6	0.4	1.2	2.3	1.3	0.7		1.5	0.7	1.0
	Trade wars	%	6.6	6.4	6.5	7.7	6.0	4.9	6.6	6.7		5.8	5.1	8.5
	Terrorism	%	7.1	5.8	7.3	7.5	8.4	4.5	6.9	7.4		7.2	8.3	6.0
	Arctic sovereignty	%	1.9	1.0	2.1	1.8	2.1	2.0	2.1	1.7		1.5	1.1	2.8
	Nuclear weapons	%	0.8	0.5	1.3	0.8	0.5	0.9	0.3	1.4		1.1	1.0	0.5
	Economic collapse	%	2.5	0.5	4.8	2.3	2.1	0.8	2.8	2.2		1.5	4.5	1.5
	Cyber attacks	%	10.1	12.3	9.3	10.6	8.7	10.8	12.6	7.7		8.1	9.2	12.3
	Water supply/Food safety	%	0.7	0.0	1.2	0.6	0.5	0.9	0.6	0.9		1.7	0.5	0.3
	War/weapons/bombs	%	0.7	0.7	1.1	0.5	0.8	0.8	0.5	1.0		0.7	1.2	0.4
	Losing power/influence on the international stage	%	0.2	0.0	0.4	0.0	0.0	1.0	0.3	0.2		0.4	0.2	0.2
	Extremism	%	0.9	1.9	0.4	1.5	0.3	0.0	0.6	1.1		1.0	0.9	0.7
	Espionage/interference from other countries	%	2.5	1.5	1.2	2.7	4.2	2.5	3.4	1.6		0.8	3.4	2.9
	Other	%	3.4	2.7	3.3	3.9	2.4	3.9	3.2	3.7		3.4	3.6	3.3
	North Korea	%	0.2	0.0	0.0	0.0	0.9	0.4	0.2	0.2		0.4	0.0	0.3
	Middle East	%	0.6	1.2	0.8	0.3	1.1	0.0	0.4	0.7		0.2	0.8	0.7
	Tense diplomatic relations/loss of diplomatic relations/being caught between US/China problems	%	2.9	5.4	2.8	2.6	2.8	3.1	2.5	3.3		2.3	2.6	3.6

Nanos conducted an RDD dual frame (land- and cell- lines) hybrid telephone and online random survey of 1,504 Canadians, 18 years of age or older, between August 21<sup>st</sup> and 31<sup>st</sup>, 2020. The margin of error this survey is  $\pm 2.5$  percentage points, 19 times out of 20. \*Note: some results have been shaded due to small sample size.

[www.nanos.co](http://www.nanos.co)



## 2020-973 – Canadian Defence and Security Network –Survey – STAT SHEET

			Region						Gender			Age		
			Canada 2020-08	Atlantic	Quebec	Ontario	Prairies	British Columbia	Male	Female	Other	18 to 34	35 to 54	55 plus
	Not being self-sufficient, losing industries to other countries	%	0.9	0.5	0.5	1.2	1.1	0.4	0.6	1.1		1.0	0.8	0.8
	Threats to Canada's democracy (i.e. communism, totalitarianism, socialism, populism)	%	2.0	4.3	0.5	1.5	3.0	3.6	2.8	1.2		1.5	2.2	2.1
	Unsure	%	1.0	2.0	1.4	0.8	1.3	0.3	0.6	1.4		2.7	0.8	0.1

Nanos conducted an RDD dual frame (land- and cell- lines) hybrid telephone and online random survey of 1,504 Canadians, 18 years of age or older, between August 21<sup>st</sup> and 31<sup>st</sup>, 2020. The margin of error this survey is  $\pm 2.5$  percentage points, 19 times out of 20. \*Note: some results have been shaded due to small sample size.

[www.nanos.co](http://www.nanos.co)



## 2020-973 – Canadian Defence and Security Network –Survey – STAT SHEET

			Region						Gender			Age		
			Canada 2020-08	Atlantic	Quebec	Ontario	Prairies	British Columbia	Male	Female	Other	18 to 34	35 to 54	55 plus
Question 20 - What is the second most important international threat to Canada, if any, that concerns you? [OPEN]	Total	Unwgt N	1355	129	349	402	255	220	723	631	1	266	447	642
		Wgt N	1350	84	325	517	240	184	673	676	1	353	457	541
	China	%	11.7	9.0	14.0	11.2	10.9	11.6	11.2	12.2		10.5	10.6	13.5
	Immigration/Illegal immigrants/border security	%	4.3	0.0	4.3	3.9	7.8	2.8	4.3	4.2		6.1	2.2	4.8
	The US/Trump	%	13.8	13.1	15.0	12.9	13.7	14.4	14.3	13.3		13.1	14.3	13.8
	Nothing	%	2.5	5.7	3.0	1.8	2.2	2.8	2.7	2.4		3.7	2.3	2.0
	Virus/Biological threats/pandemics	%	4.8	10.0	4.5	5.4	3.0	3.3	3.6	5.9		4.8	5.4	4.3
	Russia	%	3.3	4.3	1.9	3.1	3.7	5.6	4.0	2.7		4.4	2.8	3.1
	Climate change/the environment	%	5.3	3.6	5.6	5.8	2.5	7.5	5.3	5.2		4.6	4.7	6.1
	Foreign acquisition of land/natural resources	%	2.1	1.8	1.7	1.0	4.8	2.8	1.8	2.5		0.4	2.8	2.7
	Trade wars	%	9.4	10.3	7.4	10.4	10.4	8.7	9.9	8.9		10.5	9.1	9.0
	Terrorism	%	6.1	7.7	4.7	7.6	4.3	6.3	5.4	6.9		5.4	8.8	4.4
	Arctic sovereignty	%	2.2	2.0	2.1	2.5	2.1	2.1	2.2	2.2		1.6	3.4	1.6
	Nuclear weapons	%	0.6	1.5	0.3	0.8	0.6	0.0	0.7	0.4		1.0	0.5	0.4
	Economic collapse	%	4.8	1.8	6.6	4.5	4.5	3.9	5.5	4.1		5.5	5.3	3.8
	Cyber attacks	%	5.6	2.6	5.0	6.2	5.8	5.9	6.7	4.6		5.3	5.7	5.7
	Water supply/Food safety	%	0.4	0.0	0.7	0.3	0.3	0.4	0.4	0.3		0.0	0.5	0.5
	War/weapons/bombs	%	2.6	0.0	4.1	3.5	0.7	1.2	2.0	3.3		2.8	2.1	2.9
	Losing power/influence on the international stage	%	1.0	1.1	0.5	1.0	1.4	1.4	0.8	1.2		0.7	0.7	1.4
	Extremism	%	3.0	3.1	2.5	3.4	3.0	2.7	3.3	2.7		2.1	3.4	3.3
	Espionage/interference from other countries	%	3.3	7.6	0.9	4.7	3.6	1.2	4.6	2.0		3.1	2.7	3.9
	Other	%	6.5	6.9	7.8	4.8	8.3	6.5	5.9	7.2		5.8	6.2	7.2
	North Korea	%	0.9	0.0	0.5	0.6	1.7	1.5	0.2	1.5		1.1	1.1	0.5
	Middle East	%	0.5	0.0	0.5	0.3	0.6	1.3	0.9	0.1		0.8	0.6	0.3
	Tense diplomatic relations/loss of diplomatic relations/being caught between US/China problems	%	1.5	1.9	2.5	1.2	0.9	1.2	1.7	1.3		1.1	0.9	2.2

Nanos conducted an RDD dual frame (land- and cell- lines) hybrid telephone and online random survey of 1,504 Canadians, 18 years of age or older, between August 21<sup>st</sup> and 31<sup>st</sup>, 2020. The margin of error this survey is  $\pm 2.5$  percentage points, 19 times out of 20. \*Note: some results have been shaded due to small sample size.

[www.nanos.co](http://www.nanos.co)



## 2020-973 – Canadian Defence and Security Network –Survey – STAT SHEET

			Region						Gender			Age		
			Canada 2020-08	Atlantic	Quebec	Ontario	Prairies	British Columbia	Male	Female	Other	18 to 34	35 to 54	55 plus
	Not being self-sufficient, losing industries to other countries	%	1.2	0.7	1.4	0.9	0.0	3.6	1.5	0.9		2.0	0.7	1.1
	Unsure	%	2.5	5.3	2.5	2.1	3.2	1.5	0.9	4.1		3.1	3.3	1.5

Nanos conducted an RDD dual frame (land- and cell- lines) hybrid telephone and online random survey of 1,504 Canadians, 18 years of age or older, between August 21<sup>st</sup> and 31<sup>st</sup>, 2020. The margin of error this survey is  $\pm 2.5$  percentage points, 19 times out of 20. \*Note: some results have been shaded due to small sample size.

[www.nanos.co](http://www.nanos.co)



## 2020-973 – Canadian Defence and Security Network –Survey – STAT SHEET

			Region						Gender			Age		
			Canada 2020-08	Atlantic	Quebec	Ontario	Prairies	British Columbia	Male	Female	Other	18 to 34	35 to 54	55 plus
Question 21 - What do you think are the greatest international threats Canada will face, if any, in 10 years? [OPEN]	Total	Unwgt N	1344	130	338	402	264	210	717	626	1	272	447	625
		Wgt N	1341	85	315	519	246	176	670	670	1	356	458	527
	China	%	14.7	9.4	10.9	16.5	16.7	15.6	20.6	8.7		15.5	15.2	13.7
	Immigration/Illegal immigrants/border security	%	3.8	2.6	5.6	2.9	4.8	2.7	4.5	3.2		5.0	3.9	3.0
	The US/Trump	%	6.9	7.1	6.3	7.7	6.8	5.4	5.9	7.9		9.3	6.0	6.0
	Nothing	%	1.5	1.9	1.5	1.7	0.9	1.6	1.3	1.7		1.6	2.6	0.5
	Virus/Biological threats/pandemics	%	4.1	5.1	4.9	4.0	3.7	3.2	3.1	5.2		4.4	4.2	4.0
	Russia	%	1.2	1.1	0.8	1.5	1.4	1.0	0.9	1.6		0.2	1.5	1.6
	Climate change/the environment	%	13.4	14.3	13.9	15.8	7.6	12.7	11.8	14.8		11.1	12.7	15.4
	Foreign acquisition of land/natural resources	%	1.9	2.5	1.7	1.0	2.6	3.6	1.6	2.1		1.7	2.5	1.5
	Trade wars	%	5.7	9.5	5.0	5.1	5.5	6.9	5.6	5.8		5.9	4.2	6.9
	Terrorism	%	4.8	6.4	4.0	5.1	5.3	3.4	4.0	5.5		4.0	4.7	5.3
	Arctic sovereignty	%	2.0	1.3	2.4	1.5	2.5	2.2	3.1	0.8		2.2	1.7	2.0
	Nuclear weapons	%	0.8	0.0	1.3	0.3	1.8	0.9	0.7	0.9		1.3	0.5	0.8
	Economic collapse	%	3.8	1.7	5.0	2.2	4.8	5.7	4.4	3.1		2.7	4.3	4.0
	Cyber attacks	%	7.9	8.6	7.6	7.7	8.6	7.6	8.0	7.8		7.0	8.6	7.9
	Water supply/Food safety	%	2.6	2.1	4.0	2.2	2.7	1.7	1.8	3.5		2.3	2.8	2.8
	War/weapons/bombs	%	2.1	3.6	2.1	2.1	2.5	0.5	1.8	2.3		2.7	2.6	1.1
	Losing power/influence on the international stage	%	1.3	0.0	1.1	1.0	2.0	2.4	1.7	1.0		2.0	0.7	1.4
	Extremism	%	1.2	0.0	0.6	2.1	0.9	0.4	0.9	1.5		0.7	1.6	1.2
	Espionage/interference from other countries	%	1.5	0.6	2.6	1.1	1.0	1.5	2.0	0.9		0.4	2.4	1.4
	Other	%	4.9	3.2	5.0	5.3	5.1	4.5	4.4	5.4		5.1	4.4	5.3
	North Korea	%	0.1	0.0	0.3	0.0	0.3	0.0	0.1	0.1		0.2	0.2	0.0
	Middle East	%	0.9	0.7	1.0	1.0	1.2	0.0	0.4	1.3		0.0	1.2	1.2
	Tense diplomatic relations/loss of diplomatic relations/being caught between US/China problems	%	4.2	6.3	4.6	4.4	3.2	3.3	3.3	5.1		4.4	3.3	4.9

Nanos conducted an RDD dual frame (land- and cell- lines) hybrid telephone and online random survey of 1,504 Canadians, 18 years of age or older, between August 21<sup>st</sup> and 31<sup>st</sup>, 2020. The margin of error this survey is  $\pm 2.5$  percentage points, 19 times out of 20. \*Note: some results have been shaded due to small sample size.

[www.nanos.co](http://www.nanos.co)





# 2020-973 – Canadian Defence and Security Network –Survey – STAT SHEET

			Region						Gender			Age		
			Canada 2020-08	Atlantic	Quebec	Ontario	Prairies	British Columbia	Male	Female	Other	18 to 34	35 to 54	55 plus
	Not being self-sufficient, losing industries to other countries	%	1.6	0.0	1.2	1.5	1.9	2.8	1.8	1.4		1.9	1.2	1.7
	Threats to Canada's democracy (i.e. communism, totalitarianism, socialism, populism)	%	2.1	0.0	0.8	2.5	2.2	4.5	2.3	2.0		2.0	2.7	1.7
	Unsure	%	5.1	11.9	5.8	3.9	3.8	5.7	3.8	6.3		6.3	4.5	4.8

Nanos conducted an RDD dual frame (land- and cell- lines) hybrid telephone and online random survey of 1,504 Canadians, 18 years of age or older, between August 21<sup>st</sup> and 31<sup>st</sup>, 2020. The margin of error this survey is ±2.5 percentage points, 19 times out of 20. \*Note: some results have been shaded due to small sample size.

[www.nanos.co](http://www.nanos.co)



## 2020-973– Canadian Defence and Security Network – National Survey - Canadian Armed Forces Service – STAT SHEET

			Now or in the past, did you or someone in your family serve in the Canadian Armed Forces?				
			Canada 2020-08	I have served in the CAF	Someone in my family served in the CAF	Neither I nor someone in my family served in the CAF	Unsure
Question 1 - What should be Canada's role in the world? [OPEN]	Total	Unwgt N	1405	90	592	720	33
		Wgt N	1396	82	570	739	34
	Peacekeepers/mediator/voice of reason	%	31.2	31.6	29.3	32.0	42.5
	Advocate for Human rights and freedom/A country that helps those in need	%	10.1	9.1	12.7	8.4	4.1
	Strong ally	%	2.7	5.2	3.8	1.8	0.0
	A model of democracy/ supporter of democracy	%	6.1	6.8	6.8	5.7	3.7
	A leader/ A decision maker	%	13.1	18.1	12.8	13.6	3.7
	An environmental leader/a leader in renewable energy, sustainable development	%	7.4	4.7	6.6	8.0	9.3
	Focus on ourselves/ protect and promote canadian interests	%	7.2	3.4	7.2	7.2	9.1
	A strong trade partner/ economic leader/ natural resource exporter	%	5.3	9.8	5.2	5.0	4.0
	A leader in innovation/research and development/technology	%	1.9	0.7	1.5	2.0	8.0
	An example/ role model of what countries should be	%	9.6	6.6	9.6	10.2	7.9
	Remain Neutral	%	1.6	0.8	1.5	1.8	1.8
	Other	%	3.3	3.0	2.7	3.7	5.8
	Unsure	%	0.5	0.0	0.4	0.6	0.0

Nanos conducted an RDD dual frame (land- and cell- lines) hybrid telephone and online random survey of 1,504 Canadians, 18 years of age or older, between August 21<sup>st</sup> and 31<sup>st</sup>, 2020. The margin of error this survey is  $\pm 2.5$  percentage points, 19 times out of 20. \*Note: some results have been shaded due to small sample size.

[www.nanos.co](http://www.nanos.co)



## 2020-973– Canadian Defence and Security Network – National Survey - Canadian Armed Forces Service – STAT SHEET

How important, if at all, are the following to advancing Canada's place in the world? [RANDOMIZE]

			Now or in the past, did you or someone in your family serve in the Canadian Armed Forces?				
			Canada 2020-08	I have served in the CAF	Someone in my family served in the CAF	Neither I nor someone in my family served in the CAF	Unsure
Question 2 - National defence	Total	Unwgt N	1494	96	633	763	37
		Wgt N	1490	87	607	789	39
		Mean	6.6	7.8	6.9	6.3	6.4
		Median	7.0	8.0	7.0	6.0	7.0
	Not at all important (0)	%	2.2	0.0	2.2	2.2	4.2
	1	%	1.3	0.0	1.2	1.5	0.0
	2	%	3.1	1.9	2.6	3.5	3.5
	3	%	5.6	2.3	4.1	6.9	7.7
	4	%	5.4	2.3	4.5	6.2	5.8
	5	%	14.1	12.6	12.4	15.9	10.3
	6	%	13.0	9.3	10.5	15.1	12.5
	7	%	15.1	13.0	16.4	14.1	17.4
	8	%	15.3	13.4	17.0	14.0	15.9
	9	%	7.2	10.9	7.7	6.4	7.6
	Very important (10)	%	16.3	34.1	19.6	12.9	11.7
	Unsure	%	1.5	0.0	1.7	1.4	3.5

Nanos conducted an RDD dual frame (land- and cell- lines) hybrid telephone and online random survey of 1,504 Canadians, 18 years of age or older, between August 21<sup>st</sup> and 31<sup>st</sup>, 2020. The margin of error this survey is  $\pm 2.5$  percentage points, 19 times out of 20. \*Note: some results have been shaded due to small sample size.

[www.nanos.co](http://www.nanos.co)



## 2020-973– Canadian Defence and Security Network – National Survey - Canadian Armed Forces Service – STAT SHEET

How important, if at all, are the following to advancing Canada's place in the world? [RANDOMIZE]

			Now or in the past, did you or someone in your family serve in the Canadian Armed Forces?				
			Canada 2020-08	I have served in the CAF	Someone in my family served in the CAF	Neither I nor someone in my family served in the CAF	Unsure
Question 3 - Foreign aid	Total	Unwgt N	1495	96	637	760	37
		Wgt N	1490	87	610	785	39
		Mean	6.3	5.6	6.3	6.3	5.6
		Median	7.0	6.0	7.0	7.0	7.0
	Not at all important (0)	%	5.0	6.6	4.6	4.3	17.8
	1	%	2.1	1.2	2.5	1.9	0.0
	2	%	5.0	11.7	5.0	4.9	3.5
	3	%	4.7	9.4	4.6	4.7	2.5
	4	%	4.5	3.9	4.4	4.6	4.0
	5	%	12.2	12.3	12.8	12.1	1.6
	6	%	11.3	11.3	11.2	11.4	18.7
	7	%	17.5	13.5	16.4	18.4	20.6
	8	%	17.6	14.6	17.8	17.7	14.1
	9	%	8.0	4.7	8.3	8.1	5.2
	Very important (10)	%	11.1	10.2	11.1	11.2	8.7
	Unsure	%	1.1	0.8	1.4	0.7	3.3

Nanos conducted an RDD dual frame (land- and cell- lines) hybrid telephone and online random survey of 1,504 Canadians, 18 years of age or older, between August 21<sup>st</sup> and 31<sup>st</sup>, 2020. The margin of error this survey is  $\pm 2.5$  percentage points, 19 times out of 20. \*Note: some results have been shaded due to small sample size.

[www.nanos.co](http://www.nanos.co)



## 2020-973– Canadian Defence and Security Network – National Survey - Canadian Armed Forces Service – STAT SHEET

How important, if at all, are the following to advancing Canada's place in the world? [RANDOMIZE]

			Now or in the past, did you or someone in your family serve in the Canadian Armed Forces?				
			Canada 2020-08	I have served in the CAF	Someone in my family served in the CAF	Neither I nor someone in my family served in the CAF	Unsure
Question 4 - Diplomacy	Total	Unwgt N	1498	96	632	768	37
		Wgt N	1492	87	605	793	39
		Mean	8.1	8.3	8.2	8.0	8.1
		Median	8.0	9.0	9.0	8.0	8.0
	Not at all important (0)	%	0.7	0.0	0.9	0.7	0.0
	1	%	0.3	0.8	0.5	0.2	0.0
	2	%	0.9	0.0	0.2	1.3	3.5
	3	%	1.6	1.7	0.7	2.2	1.3
	4	%	1.8	0.0	1.4	2.2	2.5
	5	%	5.5	7.1	4.8	6.0	0.0
	6	%	5.6	9.1	5.9	5.3	4.1
	7	%	13.4	11.4	13.1	13.1	21.2
	8	%	20.4	14.1	20.7	20.7	18.3
	9	%	15.1	18.1	15.8	14.4	13.6
	Very important (10)	%	33.5	37.0	34.7	32.7	29.8
	Unsure	%	1.2	0.6	1.2	1.0	5.8

Nanos conducted an RDD dual frame (land- and cell- lines) hybrid telephone and online random survey of 1,504 Canadians, 18 years of age or older, between August 21<sup>st</sup> and 31<sup>st</sup>, 2020. The margin of error this survey is  $\pm 2.5$  percentage points, 19 times out of 20. \*Note: some results have been shaded due to small sample size.

[www.nanos.co](http://www.nanos.co)



## 2020-973– Canadian Defence and Security Network – National Survey - Canadian Armed Forces Service – STAT SHEET

How important, if at all, are the following to advancing Canada's place in the world? [RANDOMIZE]

			Now or in the past, did you or someone in your family serve in the Canadian Armed Forces?				
			Canada 2020-08	I have served in the CAF	Someone in my family served in the CAF	Neither I nor someone in my family served in the CAF	Unsure
Question 5 - International trade	Total	Unwgt N	1496	95	635	763	38
		Wgt N	1492	87	609	789	40
		Mean	7.9	8.2	7.8	8.0	7.6
		Median	8.0	8.0	8.0	8.0	8.0
	Not at all important (0)	%	0.3	0.0	0.5	0.2	1.2
	1	%	0.6	0.0	0.0	1.1	0.0
	2	%	0.3	1.6	0.4	0.2	3.4
	3	%	1.2	0.0	1.5	0.9	4.0
	4	%	1.8	0.8	1.7	2.0	0.0
	5	%	6.1	4.2	7.4	5.6	2.4
	6	%	9.1	8.0	11.0	7.7	7.4
	7	%	16.5	19.0	15.8	16.4	26.2
	8	%	23.4	21.4	23.0	23.6	24.9
	9	%	13.7	8.9	13.5	14.1	6.5
	Very important (10)	%	26.7	35.4	24.8	28.1	23.8
	Unsure	%	0.4	0.8	0.6	0.2	0.0

Nanos conducted an RDD dual frame (land- and cell- lines) hybrid telephone and online random survey of 1,504 Canadians, 18 years of age or older, between August 21<sup>st</sup> and 31<sup>st</sup>, 2020. The margin of error this survey is  $\pm 2.5$  percentage points, 19 times out of 20. \*Note: some results have been shaded due to small sample size.

[www.nanos.co](http://www.nanos.co)



## 2020-973– Canadian Defence and Security Network – National Survey - Canadian Armed Forces Service – STAT SHEET

How important, if at all, are the following to advancing Canada's place in the world? [RANDOMIZE]

			Now or in the past, did you or someone in your family serve in the Canadian Armed Forces?				
			Canada 2020-08	I have served in the CAF	Someone in my family served in the CAF	Neither I nor someone in my family served in the CAF	Unsure
Question 6 - Immigration	Total	Unwgt N	1497	96	635	764	37
		Wgt N	1492	87	609	789	39
		Mean	6.7	5.6	6.5	6.9	6.1
		Median	7.0	6.0	7.0	7.0	7.0
	Not at all important (0)	%	4.0	7.5	4.7	2.6	10.6
	1	%	2.2	1.6	2.5	2.0	3.8
	2	%	2.3	3.8	2.0	2.4	0.0
	3	%	4.3	10.6	5.2	3.4	3.5
	4	%	4.2	6.8	4.0	4.0	8.5
	5	%	12.0	17.6	12.6	11.2	14.4
	6	%	11.2	10.6	10.5	11.9	2.5
	7	%	16.1	14.3	15.7	17.0	8.6
	8	%	17.6	10.4	16.6	18.5	21.9
	9	%	9.5	7.5	8.8	10.1	10.4
	Very important (10)	%	15.8	9.3	15.8	16.5	12.4
	Unsure	%	1.0	0.0	1.7	0.5	3.4

Nanos conducted an RDD dual frame (land- and cell- lines) hybrid telephone and online random survey of 1,504 Canadians, 18 years of age or older, between August 21<sup>st</sup> and 31<sup>st</sup>, 2020. The margin of error this survey is  $\pm 2.5$  percentage points, 19 times out of 20. \*Note: some results have been shaded due to small sample size.

[www.nanos.co](http://www.nanos.co)



## 2020-973– Canadian Defence and Security Network – National Survey - Canadian Armed Forces Service – STAT SHEET

How important, if at all, are the following to advancing Canada's place in the world? [RANDOMIZE]

			Now or in the past, did you or someone in your family serve in the Canadian Armed Forces?				
			Canada 2020-08	I have served in the CAF	Someone in my family served in the CAF	Neither I nor someone in my family served in the CAF	Unsure
Question 7 - Environment	Total	Unwgt N	1497	96	635	765	36
		Wgt N	1491	87	608	790	38
		Mean	7.9	7.1	7.9	8.0	8.2
		Median	9.0	7.0	8.0	9.0	9.0
	Not at all important (0)	%	1.8	1.4	1.5	2.1	1.3
	1	%	1.0	0.0	1.1	1.1	0.0
	2	%	1.6	2.4	1.9	1.3	0.0
	3	%	2.5	6.0	2.1	2.5	3.9
	4	%	2.6	3.4	2.8	2.5	0.0
	5	%	6.4	14.9	5.9	6.3	8.7
	6	%	5.0	9.0	5.4	4.4	5.2
	7	%	11.6	19.8	12.4	10.2	9.4
	8	%	16.6	11.2	17.6	16.1	16.1
	9	%	12.3	5.7	10.1	14.2	18.2
	Very important (10)	%	38.3	26.1	38.7	39.0	37.2
	Unsure	%	0.4	0.0	0.5	0.3	0.0

Nanos conducted an RDD dual frame (land- and cell- lines) hybrid telephone and online random survey of 1,504 Canadians, 18 years of age or older, between August 21<sup>st</sup> and 31<sup>st</sup>, 2020. The margin of error this survey is  $\pm 2.5$  percentage points, 19 times out of 20. \*Note: some results have been shaded due to small sample size.

[www.nanos.co](http://www.nanos.co)





## 2020-973– Canadian Defence and Security Network – National Survey - Canadian Armed Forces Service – STAT SHEET

			Now or in the past, did you or someone in your family serve in the Canadian Armed Forces?				
			Canada 2020-08	I have served in the CAF	Someone in my family served in the CAF	Neither I nor someone in my family served in the CAF	Unsure
Question 8 - Should Canada's foreign policy priority be more about promoting its interests or its values around the world? Promoting interests (move slider left)   Promoting values (move slider right)	Total	Unwgt N	1338	80	572	682	33
		Wgt N	1334	72	551	703	35
		Mean	6.4	5.7	6.5	6.4	5.5
		Median	7.0	6.0	7.0	7.0	6.0
	0	%	3.4	2.4	2.9	3.8	8.0
	1	%	2.2	4.7	2.0	2.1	0.0
	2	%	4.8	13.0	3.4	5.7	4.2
	3	%	6.3	11.5	5.2	6.5	8.3
	4	%	4.2	4.0	4.0	4.1	11.4
	5	%	8.2	9.4	9.6	7.1	11.4
	6	%	11.4	12.4	12.9	9.8	14.0
	7	%	20.9	8.7	21.2	21.4	19.6
	8	%	21.1	15.3	20.6	21.8	19.2
	9	%	7.7	7.7	8.6	7.8	0.0
	10	%	9.7	11.0	9.6	10.1	3.8

Nanos conducted an RDD dual frame (land- and cell- lines) hybrid telephone and online random survey of 1,504 Canadians, 18 years of age or older, between August 21<sup>st</sup> and 31<sup>st</sup>, 2020. The margin of error this survey is  $\pm 2.5$  percentage points, 19 times out of 20. \*Note: some results have been shaded due to small sample size.

[www.nanos.co](http://www.nanos.co)



## 2020-973– Canadian Defence and Security Network – National Survey - Canadian Armed Forces Service – STAT SHEET

		Now or in the past, did you or someone in your family serve in the Canadian Armed Forces?				
			Canada 2020-08	I have served in the CAF	Someone in my family served in the CAF	Neither I nor someone in my family served in the CAF
		Unwgt N				Unsure
Question 9 - What values should Canada be promoting around the world, if any? [OPEN]	Total	Wgt N	1385	89	589	702
			1377	81	568	720
	Peace	%	13.1	8.5	12.6	13.9
	Freedom/Liberty	%	6.5	6.9	6.2	7.0
	Canadian values and culture	%	1.6	0.0	1.6	1.5
	Rule of Law	%	1.3	1.7	1.5	1.1
	Human Rights	%	13.0	14.5	15.6	11.0
	Love/kindness	%	1.8	1.1	1.7	2.1
	Environment and climate change	%	7.1	3.9	5.9	7.8
	None/remain neutral	%	1.2	0.0	1.0	1.6
	Inclusivity, fairness, equality	%	24.9	25.0	23.9	25.5
	Democracy	%	11.0	17.5	11.3	10.5
	Multiculturalism	%	1.0	0.0	0.8	1.2
	Respect	%	2.5	3.7	2.4	2.5
	Honesty	%	2.1	2.1	2.0	2.2
	Leadership	%	0.6	0.0	0.6	0.6
	Trade/commerce	%	2.6	7.0	2.3	2.5
	Diplomacy	%	1.4	0.0	1.3	1.4
	Maintaining an inward focus on domestic issues	%	1.5	0.0	2.3	1.1
	other	%	4.7	4.9	4.8	4.0
	Integrity/transparency	%	1.8	2.1	1.6	2.0
	Unsure	%	0.4	1.1	0.7	0.3

Nanos conducted an RDD dual frame (land- and cell- lines) hybrid telephone and online random survey of 1,504 Canadians, 18 years of age or older, between August 21<sup>st</sup> and 31<sup>st</sup>, 2020. The margin of error this survey is  $\pm 2.5$  percentage points, 19 times out of 20. \*Note: some results have been shaded due to small sample size.

[www.nanos.co](http://www.nanos.co)



## 2020-973– Canadian Defence and Security Network – National Survey - Canadian Armed Forces Service – STAT SHEET

			Now or in the past, did you or someone in your family serve in the Canadian Armed Forces?				
			Canada 2020-08	I have served in the CAF	Someone in my family served in the CAF	Neither I nor someone in my family served in the CAF	Unsure
Question 10 - What interests should Canada be promoting around the world, if any? [OPEN]	Total	Unwgt N	1280	87	556	638	32
		Wgt N	1266	79	532	653	34
	Trade and economic exchange	%	35.7	37.5	37.1	35.1	24.5
	Human rights	%	2.4	4.7	2.7	2.1	3.8
	Environmental responsibility and climate change	%	16.2	10.9	15.6	16.6	22.0
	Oil and gas/natural resources/energy	%	5.9	6.9	5.4	6.0	8.4
	Health/health care	%	1.4	1.0	1.4	1.5	0.0
	Humanitarian aid	%	1.7	0.6	1.6	2.0	0.0
	National interests	%	3.4	2.4	2.5	3.5	14.7
	Defense/protection of territory	%	2.0	1.3	2.4	1.9	0.0
	Democracy	%	2.7	3.8	3.0	2.5	0.0
	Peace and diplomacy	%	7.9	12.1	8.3	6.7	12.9
	Tourism	%	0.6	0.7	0.6	0.6	0.0
	Equality and social justice	%	5.7	8.1	6.0	5.4	4.7
	Capacity building and assisting other regimes	%	1.1	1.3	1.6	0.9	0.0
	none/remain neutral	%	1.8	0.7	1.3	2.2	0.0
	Immigration and refugees	%	2.0	0.6	2.3	1.9	0.0
	Education	%	1.0	0.0	0.6	1.4	0.0
	Other	%	3.2	1.3	2.5	3.6	7.1
	Freedom/free speech	%	1.0	3.5	1.1	0.8	0.0
	Technology/research	%	0.6	0.8	0.0	1.1	0.0
	Unsure	%	3.9	1.7	3.9	4.2	2.0

Nanos conducted an RDD dual frame (land- and cell- lines) hybrid telephone and online random survey of 1,504 Canadians, 18 years of age or older, between August 21<sup>st</sup> and 31<sup>st</sup>, 2020. The margin of error this survey is  $\pm 2.5$  percentage points, 19 times out of 20. \*Note: some results have been shaded due to small sample size.

[www.nanos.co](http://www.nanos.co)



## 2020-973– Canadian Defence and Security Network – National Survey - Canadian Armed Forces Service – STAT SHEET

How much do you care, if at all, about how Canada is viewed by the following countries or organizations? [RANDOMIZE]

			Now or in the past, did you or someone in your family serve in the Canadian Armed Forces?				
			Canada 2020-08	I have served in the CAF	Someone in my family served in the CAF	Neither I nor someone in my family served in the CAF	Unsure
Question 11 - United States	Total	Unwgt N	1500	96	633	768	38
		Wgt N	1495	87	606	793	40
		Mean	6.4	7.1	6.3	6.4	5.7
		Median	7.0	8.0	7.0	7.0	7.0
	Do not care (0)	%	9.6	4.0	9.8	9.6	15.9
	1	%	1.7	1.0	1.5	1.9	0.0
	2	%	2.5	1.2	2.0	3.0	0.0
	3	%	4.7	4.5	4.2	4.8	11.1
	4	%	4.1	0.0	4.5	4.0	3.1
	5	%	9.8	13.6	11.4	8.8	5.5
	6	%	9.1	8.4	8.8	9.0	13.1
	7	%	13.6	15.8	15.0	11.5	29.1
	8	%	15.8	15.6	16.5	16.2	2.5
	9	%	10.7	19.0	8.7	11.3	5.5
	Care (10)	%	17.8	16.3	16.8	18.8	14.2
	Unsure	%	0.8	0.6	0.9	0.8	0.0

Nanos conducted an RDD dual frame (land- and cell- lines) hybrid telephone and online random survey of 1,504 Canadians, 18 years of age or older, between August 21<sup>st</sup> and 31<sup>st</sup>, 2020. The margin of error this survey is  $\pm 2.5$  percentage points, 19 times out of 20. \*Note: some results have been shaded due to small sample size.

[www.nanos.co](http://www.nanos.co)



## 2020-973– Canadian Defence and Security Network – National Survey - Canadian Armed Forces Service – STAT SHEET

How much do you care, if at all, about how Canada is viewed by the following countries or organizations? [RANDOMIZE]

			Now or in the past, did you or someone in your family serve in the Canadian Armed Forces?				
			Canada 2020-08	I have served in the CAF	Someone in my family served in the CAF	Neither I nor someone in my family served in the CAF	Unsure
Question 12 - Europe	Total	Unwgt N	1498	96	633	767	37
		Wgt N	1494	87	607	793	39
		Mean	7.6	7.6	7.7	7.6	6.7
		Median	8.0	8.0	8.0	8.0	8.0
	Do not care (0)	%	2.9	4.2	3.4	2.0	13.3
	1	%	0.5	0.0	0.4	0.6	0.0
	2	%	1.0	0.0	0.3	1.6	0.0
	3	%	1.3	0.0	1.1	1.6	0.0
	4	%	1.0	1.2	0.5	1.3	0.0
	5	%	7.3	9.3	7.5	6.6	9.1
	6	%	7.1	5.3	6.3	7.7	9.1
	7	%	16.3	17.5	15.9	16.3	18.1
	8	%	25.7	22.6	27.4	24.7	27.4
	9	%	14.0	21.6	13.4	14.2	9.2
	Care (10)	%	22.0	18.3	22.7	22.5	13.8
	Unsure	%	0.8	0.0	1.0	0.8	0.0

Nanos conducted an RDD dual frame (land- and cell- lines) hybrid telephone and online random survey of 1,504 Canadians, 18 years of age or older, between August 21<sup>st</sup> and 31<sup>st</sup>, 2020. The margin of error this survey is  $\pm 2.5$  percentage points, 19 times out of 20. \*Note: some results have been shaded due to small sample size.

[www.nanos.co](http://www.nanos.co)



## 2020-973– Canadian Defence and Security Network – National Survey - Canadian Armed Forces Service – STAT SHEET

How much do you care, if at all, about how Canada is viewed by the following countries or organizations? [RANDOMIZE]

			Now or in the past, did you or someone in your family serve in the Canadian Armed Forces?				
			Canada 2020-08	I have served in the CAF	Someone in my family served in the CAF	Neither I nor someone in my family served in the CAF	Unsure
Question 13 - United Nations	Total	Unwgt N	1496	95	634	765	37
		Wgt N	1492	87	607	791	39
		Mean	6.8	5.8	6.9	6.8	5.8
		Median	8.0	7.0	8.0	8.0	8.0
	Do not care (0)	%	10.4	19.1	10.2	8.7	26.9
	1	%	1.5	3.6	1.6	1.4	0.0
	2	%	3.0	2.0	2.1	4.0	0.0
	3	%	2.5	1.8	2.3	2.6	2.6
	4	%	2.7	4.7	2.2	3.4	0.0
	5	%	6.5	11.7	5.6	6.9	9.6
	6	%	6.7	2.4	7.9	6.4	0.0
	7	%	12.3	10.1	12.8	12.4	9.8
	8	%	17.3	14.4	19.5	15.4	18.8
	9	%	12.0	12.1	11.1	12.9	9.6
	Care (10)	%	23.7	17.3	23.5	24.5	20.7
	Unsure	%	1.4	0.8	1.2	1.5	2.0

Nanos conducted an RDD dual frame (land- and cell- lines) hybrid telephone and online random survey of 1,504 Canadians, 18 years of age or older, between August 21<sup>st</sup> and 31<sup>st</sup>, 2020. The margin of error this survey is  $\pm 2.5$  percentage points, 19 times out of 20. \*Note: some results have been shaded due to small sample size.

[www.nanos.co](http://www.nanos.co)



## 2020-973– Canadian Defence and Security Network – National Survey - Canadian Armed Forces Service – STAT SHEET

How much do you care, if at all, about how Canada is viewed by the following countries or organizations? [RANDOMIZE]

			Now or in the past, did you or someone in your family serve in the Canadian Armed Forces?				
			Canada 2020-08	I have served in the CAF	Someone in my family served in the CAF	Neither I nor someone in my family served in the CAF	Unsure
Question 14 - NATO	Total	Unwgt N	1491	94	630	763	37
		Wgt N	1488	86	605	789	39
		Mean	7.1	7.7	7.3	7.0	5.8
		Median	8.0	8.0	8.0	8.0	7.0
	Do not care (0)	%	5.4	3.3	6.1	4.1	25.9
	1	%	1.2	1.8	0.5	1.7	0.0
	2	%	2.1	1.8	1.4	2.8	0.0
	3	%	2.5	0.0	2.0	3.1	0.0
	4	%	2.6	1.2	2.6	2.8	0.0
	5	%	8.4	10.0	6.2	10.2	3.6
	6	%	7.1	5.7	7.3	7.0	9.2
	7	%	16.0	14.1	14.5	17.2	17.9
	8	%	18.3	14.5	18.9	18.2	15.5
	9	%	11.7	12.5	12.7	11.5	1.6
	Care (10)	%	22.7	34.4	25.8	20.0	20.9
	Unsure	%	1.8	0.8	2.1	1.4	5.5

Nanos conducted an RDD dual frame (land- and cell- lines) hybrid telephone and online random survey of 1,504 Canadians, 18 years of age or older, between August 21<sup>st</sup> and 31<sup>st</sup>, 2020. The margin of error this survey is  $\pm 2.5$  percentage points, 19 times out of 20. \*Note: some results have been shaded due to small sample size.

[www.nanos.co](http://www.nanos.co)



## 2020-973– Canadian Defence and Security Network – National Survey - Canadian Armed Forces Service – STAT SHEET

How much do you care, if at all, about how Canada is viewed by the following countries or organizations? [RANDOMIZE]

			Now or in the past, did you or someone in your family serve in the Canadian Armed Forces?				
			Canada 2020-08	I have served in the CAF	Someone in my family served in the CAF	Neither I nor someone in my family served in the CAF	Unsure
Question 15 - Africa	Total	Unwgt N	1496	96	632	766	37
		Wgt N	1492	87	607	791	39
		Mean	6.0	5.2	6.0	6.0	5.5
		Median	6.0	6.0	6.0	6.0	6.0
	Do not care (0)	%	8.1	9.5	7.9	7.6	18.7
	1	%	1.8	3.4	1.7	1.9	0.0
	2	%	3.2	5.4	2.3	3.8	1.8
	3	%	5.0	11.3	5.5	4.9	0.0
	4	%	5.7	8.0	6.5	5.1	5.1
	5	%	14.8	10.4	14.3	15.4	10.5
	6	%	12.4	14.5	11.6	12.1	21.4
	7	%	16.1	9.6	17.5	16.1	5.6
	8	%	13.0	14.4	14.1	12.2	12.6
	9	%	5.7	5.7	5.2	5.8	7.1
	Care (10)	%	12.3	5.4	11.2	13.7	10.0
	Unsure	%	2.0	2.3	2.2	1.4	7.2

Nanos conducted an RDD dual frame (land- and cell- lines) hybrid telephone and online random survey of 1,504 Canadians, 18 years of age or older, between August 21<sup>st</sup> and 31<sup>st</sup>, 2020. The margin of error this survey is  $\pm 2.5$  percentage points, 19 times out of 20. \*Note: some results have been shaded due to small sample size.

[www.nanos.co](http://www.nanos.co)





## 2020-973– Canadian Defence and Security Network – National Survey - Canadian Armed Forces Service – STAT SHEET

How much do you care, if at all, about how Canada is viewed by the following countries or organizations? [RANDOMIZE]

			Now or in the past, did you or someone in your family serve in the Canadian Armed Forces?				
			Canada 2020-08	I have served in the CAF	Someone in my family served in the CAF	Neither I nor someone in my family served in the CAF	Unsure
Question 15 - China	Total	Unwgt N	1495	96	633	764	37
		Wgt N	1490	87	607	789	39
		Mean	5.0	4.0	4.9	5.1	4.7
		Median	5.0	5.0	5.0	5.0	5.0
	Do not care (0)	%	16.7	28.2	15.8	16.4	19.9
	1	%	3.1	4.6	3.4	2.9	0.0
	2	%	6.1	6.2	6.8	5.9	4.0
	3	%	5.9	4.4	5.9	6.0	4.1
	4	%	6.3	6.0	7.6	5.3	6.6
	5	%	13.8	13.0	14.3	13.3	16.2
	6	%	10.7	12.2	9.6	11.1	19.9
	7	%	11.8	8.1	11.2	12.6	6.8
	8	%	10.3	8.7	9.9	10.9	10.7
	9	%	4.4	1.8	4.1	5.0	0.0
	Care (10)	%	9.3	6.1	9.5	9.6	6.3
	Unsure	%	1.5	0.8	2.0	0.9	5.5

Nanos conducted an RDD dual frame (land- and cell- lines) hybrid telephone and online random survey of 1,504 Canadians, 18 years of age or older, between August 21<sup>st</sup> and 31<sup>st</sup>, 2020. The margin of error this survey is  $\pm 2.5$  percentage points, 19 times out of 20. \*Note: some results have been shaded due to small sample size.

[www.nanos.co](http://www.nanos.co)



## 2020-973– Canadian Defence and Security Network – National Survey - Canadian Armed Forces Service – STAT SHEET

How much do you care, if at all, about how Canada is viewed by the following countries or organizations? [RANDOMIZE]

			Now or in the past, did you or someone in your family serve in the Canadian Armed Forces?				
			Canada 2020-08	I have served in the CAF	Someone in my family served in the CAF	Neither I nor someone in my family served in the CAF	Unsure
Question 17 - Latin America	Total	Unwgt N	1498	95	634	767	37
		Wgt N	1494	86	608	792	39
		Mean	6.2	5.8	6.3	6.2	5.4
		Median	6.0	6.0	7.0	7.0	6.0
	Do not care (0)	%	5.2	4.8	5.1	4.9	10.8
	1	%	1.4	1.6	1.3	1.4	5.4
	2	%	2.2	3.6	1.3	2.9	1.8
	3	%	4.1	4.2	4.5	4.2	0.0
	4	%	5.9	8.0	5.6	6.1	3.5
	5	%	13.5	17.3	14.2	12.0	23.4
	6	%	16.9	15.5	16.6	17.7	10.8
	7	%	19.9	22.6	19.4	20.3	18.2
	8	%	12.5	11.5	13.5	11.8	8.1
	9	%	5.5	2.7	5.5	5.6	3.5
	Care (10)	%	11.3	6.6	11.2	11.8	7.5
	Unsure	%	1.8	1.6	1.8	1.4	7.2

Nanos conducted an RDD dual frame (land- and cell- lines) hybrid telephone and online random survey of 1,504 Canadians, 18 years of age or older, between August 21<sup>st</sup> and 31<sup>st</sup>, 2020. The margin of error this survey is  $\pm 2.5$  percentage points, 19 times out of 20. \*Note: some results have been shaded due to small sample size.

[www.nanos.co](http://www.nanos.co)



**2020-973– Canadian Defence and Security Network – National Survey - Canadian Armed Forces Service – STAT SHEET**

			Now or in the past, did you or someone in your family serve in the Canadian Armed Forces?				
			Canada 2020-08	I have served in the CAF	Someone in my family served in the CAF	Neither I nor someone in my family served in the CAF	Unsure
Question 18 - To what extent, if at all, do you think Canada faces international threats?	Total	Unwgt N	1501	95	633	769	38
		Wgt N	1494	86	605	794	40
		Mean	5.7	6.3	6.0	5.5	5.3
		Median	6.0	6.0	6.0	6.0	6.0
	Not at all (0)	%	2.7	2.6	1.8	3.6	4.1
	1	%	1.8	0.0	1.1	2.3	4.6
	2	%	5.4	2.7	3.7	6.6	9.9
	3	%	10.5	7.3	9.6	11.5	7.4
	4	%	8.9	7.3	8.5	9.2	11.4
	5	%	12.4	14.5	14.5	11.0	5.8
	6	%	14.9	15.0	13.2	16.0	12.4
	7	%	19.5	16.1	22.1	17.5	24.4
	8	%	10.6	15.2	10.4	11.1	4.7
	9	%	3.4	9.7	4.8	2.1	0.0
	To a very high degree (10)	%	7.1	8.1	7.6	6.5	10.0
	Unsure	%	2.7	1.6	2.6	2.8	5.2

Nanos conducted an RDD dual frame (land- and cell- lines) hybrid telephone and online random survey of 1,504 Canadians, 18 years of age or older, between August 21<sup>st</sup> and 31<sup>st</sup>, 2020. The margin of error this survey is  $\pm 2.5$  percentage points, 19 times out of 20. \*Note: some results have been shaded due to small sample size.

[www.nanos.co](http://www.nanos.co)



## 2020-973– Canadian Defence and Security Network – National Survey - Canadian Armed Forces Service – STAT SHEET

		Now or in the past, did you or someone in your family serve in the Canadian Armed Forces?					
		Canada 2020-08	I have served in the CAF	Someone in my family served in the CAF	Neither I nor someone in my family served in the CAF	Unsure	
Question 19 - What is the most important international threat to Canada, if any, that concerns you? [OPEN]	Total	Unwgt N	1448	95	614	742	31
		Wgt N	1442	86	589	766	33
	China	%	21.8	36.6	21.8	21.7	5.7
	Immigration/Illegal immigrants/border security	%	2.0	1.7	1.1	2.4	4.9
	The US/Trump	%	17.4	10.3	17.9	17.6	15.3
	Nothing	%	1.3	0.8	0.9	1.6	4.5
	Virus/Biological threats/pandemics	%	3.8	3.1	3.6	4.0	7.9
	Russia	%	1.7	1.5	1.3	1.9	4.1
	Climate change/the environment	%	5.8	4.1	5.7	6.0	4.8
	Foreign acquisition of land/natural resources	%	1.0	0.0	0.6	1.5	0.0
	Trade wars	%	6.6	5.1	6.9	6.7	0.0
	Terrorism	%	7.1	2.8	8.4	6.7	0.0
	Arctic sovereignty	%	1.9	2.9	2.5	1.3	4.1
	Nuclear weapons	%	0.8	0.0	1.0	0.8	0.0
	Economic collapse	%	2.5	1.8	2.2	2.8	3.0
	Cyber attacks	%	10.1	15.0	11.4	8.8	11.9
	Water supply/Food safety	%	0.7	0.0	1.0	0.6	0.0
	War/weapons/bombs	%	0.7	0.0	0.5	1.0	0.0
	Losing power/influence on the international stage	%	0.2	0.0	0.0	0.5	0.0
	Extremism	%	0.9	0.8	0.7	0.8	4.0
	Espionage/interference from other countries	%	2.5	3.6	3.1	2.1	0.0
	Other	%	3.4	3.3	3.4	3.2	10.5
	North Korea	%	0.2	0.0	0.5	0.0	0.0
	Middle East	%	0.6	0.0	0.7	0.6	0.0
	Tense diplomatic relations/loss of diplomatic relations/being caught between US/China problems	%	2.9	1.5	2.3	3.5	3.0
	Not being self-sufficient, losing industries to other countries	%	0.9	0.0	0.9	0.9	0.0

Nanos conducted an RDD dual frame (land- and cell- lines) hybrid telephone and online random survey of 1,504 Canadians, 18 years of age or older, between August 21<sup>st</sup> and 31<sup>st</sup>, 2020. The margin of error this survey is  $\pm 2.5$  percentage points, 19 times out of 20. \*Note: some results have been shaded due to small sample size.

[www.nanos.co](http://www.nanos.co)



# 2020-973– Canadian Defence and Security Network – National Survey - Canadian Armed Forces Service – STAT SHEET

			Now or in the past, did you or someone in your family serve in the Canadian Armed Forces?				
			Canada 2020-08	I have served in the CAF	Someone in my family served in the CAF	Neither I nor someone in my family served in the CAF	Unsure
	Threats to Canada's democracy (i.e. communism, totalitarianism, socialism, populism)	%	2.0	3.9	1.5	1.7	13.8
	Unsure	%	1.0	1.0	0.3	1.6	2.4

Nanos conducted an RDD dual frame (land- and cell- lines) hybrid telephone and online random survey of 1,504 Canadians, 18 years of age or older, between August 21<sup>st</sup> and 31<sup>st</sup>, 2020. The margin of error this survey is  $\pm 2.5$  percentage points, 19 times out of 20. \*Note: some results have been shaded due to small sample size.

[www.nanos.co](http://www.nanos.co)



## 2020-973– Canadian Defence and Security Network – National Survey - Canadian Armed Forces Service – STAT SHEET

			Now or in the past, did you or someone in your family serve in the Canadian Armed Forces?				
			Canada 2020-08	I have served in the CAF	Someone in my family served in the CAF	Neither I nor someone in my family served in the CAF	Unsure
Question 20 - What is the second most important international threat to Canada, if any, that concerns you? [OPEN]	Total	Unwgt N	1353	93	573	689	31
		Wgt N	1349	85	553	709	33
	China	%	11.7	5.2	11.9	12.6	4.1
	Immigration/Illegal immigrants/border security	%	4.3	1.8	4.7	4.1	4.1
	The US/Trump	%	13.7	15.0	13.2	14.2	13.7
	Nothing	%	2.5	1.7	1.3	3.1	11.0
	Virus/Biological threats/pandemics	%	4.8	3.1	5.7	4.3	1.9
	Russia	%	3.4	13.1	4.8	1.9	4.3
	Climate change/the environment	%	5.2	5.1	6.7	3.9	14.8
	Foreign acquisition of land/natural resources	%	2.1	1.7	2.4	1.9	2.1
	Trade wars	%	9.4	2.7	7.9	11.4	1.5
	Terrorism	%	6.1	9.4	6.9	5.3	5.9
	Arctic sovereignty	%	2.2	4.3	2.5	1.8	3.0
	Nuclear weapons	%	0.6	0.0	0.5	0.7	0.0
	Economic collapse	%	4.8	7.5	4.1	5.0	4.9
	Cyber attacks	%	5.6	5.0	4.6	6.2	6.7
	Water supply/Food safety	%	0.4	0.9	0.3	0.4	0.0
	War/weapons/bombs	%	2.6	1.2	1.7	3.5	0.0
	Losing power/influence on the international stage	%	1.0	0.0	1.1	1.0	0.0
	Extremism	%	3.0	1.5	3.1	3.2	0.0
	Espionage/interference from other countries	%	3.3	6.6	4.2	2.5	0.0
	Other	%	6.5	9.0	6.9	5.7	10.9
	North Korea	%	0.9	0.0	0.8	1.0	0.0
	Middle East	%	0.5	0.0	0.3	0.7	0.0
	Tense diplomatic relations/loss of diplomatic relations/being caught between US/China problems	%	1.5	1.8	1.8	1.1	4.9
	Not being self-sufficient, losing industries to other countries	%	1.2	0.8	0.7	1.5	4.0
	Unsure	%	2.5	2.5	2.2	2.8	2.1

Nanos conducted an RDD dual frame (land- and cell- lines) hybrid telephone and online random survey of 1,504 Canadians, 18 years of age or older, between August 21<sup>st</sup> and 31<sup>st</sup>, 2020. The margin of error this survey is  $\pm 2.5$  percentage points, 19 times out of 20. \*Note: some results have been shaded due to small sample size.

[www.nanos.co](http://www.nanos.co)



## 2020-973– Canadian Defence and Security Network – National Survey - Canadian Armed Forces Service – STAT SHEET

			Now or in the past, did you or someone in your family serve in the Canadian Armed Forces?				
			Canada 2020-08	I have served in the CAF	Someone in my family served in the CAF	Neither I nor someone in my family served in the CAF	Unsure
Question 21 - What do you think are the greatest international threats Canada will face, if any, in 10 years? [OPEN]	Total	Unwgt N	1342	93	574	680	29
		Wgt N	1340	85	553	702	31
	China	%	14.6	28.9	14.3	14.8	0.0
	Immigration/Illegal immigrants/border security	%	3.8	6.1	2.9	4.5	0.0
	The US/Trump	%	6.9	6.8	7.2	6.6	7.4
	Nothing	%	1.5	0.0	0.8	2.2	0.0
	Virus/Biological threats/pandemics	%	4.2	3.7	5.2	3.1	6.8
	Russia	%	1.2	2.4	1.2	1.3	0.0
	Climate change/the environment	%	13.4	7.0	15.4	12.1	24.4
	Foreign acquisition of land/natural resources	%	1.9	0.8	2.1	1.7	4.5
	Trade wars	%	5.6	4.9	4.9	6.2	10.0
	Terrorism	%	4.8	1.4	4.0	5.3	9.7
	Artic sovereignty	%	2.0	2.7	2.3	1.7	0.0
	Nuclear weapons	%	0.8	0.0	0.6	1.1	0.0
	Economic collapse	%	3.8	3.6	4.3	3.3	3.2
	Cyber attacks	%	7.9	9.9	8.2	7.3	8.3
	Water supply/Food safety	%	2.6	2.0	3.3	2.0	4.2
	War/weapons/bombs	%	2.1	1.7	1.7	2.4	0.0
	Losing power/influence on the international stage	%	1.3	0.0	1.4	1.3	4.4
	Extremism	%	1.2	0.0	1.5	1.1	0.0
	Espionage/interference from other countries	%	1.5	6.8	1.6	1.0	0.0
	Other	%	4.9	0.8	3.9	6.3	0.0
	North Korea	%	0.1	0.0	0.3	0.0	0.0
	Middle East	%	0.9	0.0	0.4	1.2	5.2
	Tense diplomatic relations/loss of diplomatic relations/being caught between US/China problems	%	4.2	3.2	4.9	3.8	4.3
	Not being self-sufficient, losing industries to other countries	%	1.6	1.2	1.2	2.0	0.0

Nanos conducted an RDD dual frame (land- and cell- lines) hybrid telephone and online random survey of 1,504 Canadians, 18 years of age or older, between August 21<sup>st</sup> and 31<sup>st</sup>, 2020. The margin of error this survey is  $\pm 2.5$  percentage points, 19 times out of 20. \*Note: some results have been shaded due to small sample size.

[www.nanos.co](http://www.nanos.co)



## 2020-973– Canadian Defence and Security Network – National Survey - Canadian Armed Forces Service – STAT SHEET

			Now or in the past, did you or someone in your family serve in the Canadian Armed Forces?				
			Canada 2020-08	I have served in the CAF	Someone in my family served in the CAF	Neither I nor someone in my family served in the CAF	Unsure
	Threats to Canada's democracy (i.e. communism, totalitarianism, socialism, populism)	%	2.1	1.8	1.6	2.4	3.3
	Unsure	%	5.1	4.4	4.8	5.4	4.4

Nanos conducted an RDD dual frame (land- and cell- lines) hybrid telephone and online random survey of 1,504 Canadians, 18 years of age or older, between August 21<sup>st</sup> and 31<sup>st</sup>, 2020. The margin of error this survey is  $\pm 2.5$  percentage points, 19 times out of 20. \*Note: some results have been shaded due to small sample size.

[www.nanos.co](http://www.nanos.co)





## 2020-973 – Canadian Defence and Security Network – National Survey – Education – STAT SHEET

			Which of the following is the highest level of education you have achieved?						
			Canada 2020-08	High school or less	Some college or university	Completed college	Completed university	Completed graduate studies	Refuse/No Answer
Question 1- What should be Canada's role in the world? [OPEN]	Total	Unwgt N	1405	135	226	247	475	309	13
		Wgt N	1396	131	217	245	485	305	13
	Peacekeepers/mediator/voice of reason	%	31.2	31.2	31.2	32.9	31.1	30.0	
	Advocate for Human rights and freedom/A country that helps those in need	%	10.1	10.6	12.1	9.3	9.5	10.4	
	Strong ally	%	2.7	2.8	3.0	1.8	3.1	2.6	
	A model of democracy/ supporter of democracy	%	6.1	4.1	4.4	4.3	6.9	8.6	
	A leader/ A decision maker	%	13.1	11.0	17.9	11.6	14.4	10.2	
	An environmental leader/a leader in renewable energy, sustainable development	%	7.4	7.4	6.1	7.9	7.7	7.3	
	Focus on ourselves/ protect and promote canadian interests	%	7.3	11.6	6.4	9.5	6.2	4.9	
	A strong trade partner/ economic leader/ natural resource exporter	%	5.3	2.4	4.3	8.2	5.5	4.5	
	A leader in innovation/research and development/technology	%	1.8	2.2	2.6	1.2	1.6	2.0	
	An example/ role model of what countries should be	%	9.6	9.2	6.9	9.4	9.3	12.5	
	Remain Neutral	%	1.6	1.5	1.5	1.2	2.0	1.4	
	Other	%	3.3	5.0	2.7	2.4	2.5	4.9	
	Unsure	%	0.5	1.2	0.7	0.4	0.3	0.5	

Nanos conducted an RDD dual frame (land- and cell- lines) hybrid telephone and online random survey of 1,504 Canadians, 18 years of age or older, between August 21<sup>st</sup> and 31<sup>st</sup>, 2020. The margin of error this survey is  $\pm 2.5$  percentage points, 19 times out of 20. \*Note: some results have been shaded due to small sample size.

[www.nanos.co](http://www.nanos.co)



## 2020-973 – Canadian Defence and Security Network – National Survey – Education – STAT SHEET

How important, if at all, are the following to advancing Canada's place in the world? [RANDOMIZE]

			Which of the following is the highest level of education you have achieved?						
			Canada 2020-08	High school or less	Some college or university	Completed college	Completed university	Completed graduate studies	Refuse/No Answer
Question 2- National defence	Total	Unwgt N	1493	147	232	263	511	325	15
		Wgt N	1488	147	221	261	525	320	14
		Mean	6.6	7.5	6.8	7.0	6.4	6.0	
		Median	7.0	8.0	7.0	7.0	7.0	6.0	
	Not at all important (0)		2.2	0.7	4.0	1.3	2.1	2.6	
	1	%	1.3	0.9	1.3	0.8	1.3	1.8	
	2	%	3.1	3.9	3.4	1.0	3.3	3.2	
	3	%	5.6	3.4	3.7	4.9	6.9	6.5	
	4	%	5.3	3.3	4.1	5.5	5.9	6.2	
	5	%	14.1	9.4	12.6	12.3	11.6	22.7	
	6	%	13.0	5.5	11.8	11.9	14.9	15.0	
	7	%	15.1	13.0	13.1	16.1	17.2	13.5	
	8	%	15.4	16.3	17.1	17.7	15.0	12.8	
	9	%	7.1	11.7	5.4	7.7	8.0	4.1	
	Very important (10)		16.4	28.8	22.1	20.4	12.2	10.1	
	Unsure		1.5	3.1	1.4	0.3	1.7	1.6	

How important, if at all, are the following to advancing Canada's place in the world? [RANDOMIZE]

			Which of the following is the highest level of education you have achieved?						
			Canada 2020-08	High school or less	Some college or university	Completed college	Completed university	Completed graduate studies	Refuse/No Answer
Question 3- Foreign aid	Total	Unwgt N	1494	148	235	262	510	325	14
		Wgt N	1488	147	223	260	524	320	14
		Mean	6.3	5.4	5.9	6.0	6.4	7.0	
		Median	7.0	6.0	6.0	6.0	7.0	7.0	
	Not at all important (0)		5.0	10.9	7.5	4.4	3.5	2.9	
	1	%	2.1	2.9	2.3	2.9	1.7	1.1	
	2	%	4.9	9.0	2.9	5.9	4.4	4.0	
	3	%	4.8	4.1	7.6	7.0	4.4	1.4	
	4	%	4.4	9.0	7.4	4.2	3.9	1.5	
	5	%	12.1	9.7	12.8	12.9	12.8	11.0	
	6	%	11.3	7.8	11.1	13.3	13.0	9.4	
	7	%	17.6	15.1	17.4	16.1	18.3	19.1	
	8	%	17.6	12.4	13.8	15.1	18.7	23.4	
	9	%	8.0	5.3	6.2	7.3	9.8	8.3	
	Very important (10)		11.1	10.2	10.5	9.7	8.7	17.3	
	Unsure		1.1	3.5	0.6	1.0	0.9	0.6	



## 2020-973 – Canadian Defence and Security Network – National Survey – Education – STAT SHEET

How important, if at all, are the following to advancing Canada's place in the world? [RANDOMIZE]

			Which of the following is the highest level of education you have achieved?						
			Canada 2020-08	High school or less	Some college or university	Completed college	Completed university	Completed graduate studies	Refuse/No Answer
Question 4 - Diplomacy	Total	Unwgt N	1497	149	234	263	510	326	15
		Wgt N	1490	149	222	260	525	320	14
		Mean	8.1	7.9	8.0	7.9	8.2	8.4	
		Median	8.0	9.0	8.0	8.0	8.0	9.0	
	Not at all important (0)	%	0.7	0.3	0.7	0.0	0.8	0.8	
	1	%	0.3	0.4	0.3	0.2	0.2	0.6	
	2	%	0.9	3.3	0.4	1.3	0.8	0.0	
	3	%	1.6	2.6	0.9	2.2	1.5	1.0	
	4	%	1.8	3.6	4.4	2.3	0.8	0.5	
	5	%	5.5	6.2	5.8	7.9	4.7	3.8	
	6	%	5.6	6.1	6.0	6.5	5.3	5.0	
	7	%	13.4	9.6	12.2	14.4	13.8	14.4	
	8	%	20.4	15.8	20.9	19.5	23.5	17.8	
	9	%	15.1	11.4	15.2	15.5	14.7	17.5	
	Very important (10)	%	33.5	37.6	31.6	27.4	34.0	37.7	
	Unsure	%	1.2	3.0	1.6	2.8	0.0	0.7	

How important, if at all, are the following to advancing Canada's place in the world? [RANDOMIZE]

			Which of the following is the highest level of education you have achieved?						
			Canada 2020-08	High school or less	Some college or university	Completed college	Completed university	Completed graduate studies	Refuse/No Answer
Question 5- International trade	Total	Unwgt N	1495	148	234	264	508	326	15
		Wgt N	1490	148	222	261	523	321	14
		Mean	7.9	8.0	7.9	8.0	7.9	7.9	
		Median	8.0	8.0	8.0	8.0	8.0	8.0	
	Not at all important (0)	%	0.3	0.6	0.5	0.0	0.4	0.2	
	1	%	0.6	0.0	0.6	0.4	0.5	1.2	
	2	%	0.3	1.5	0.0	0.3	0.3	0.2	
	3	%	1.2	0.0	1.9	1.2	1.7	0.5	
	4	%	1.8	3.2	1.3	1.7	1.7	1.4	
	5	%	6.1	8.9	8.1	6.3	5.0	5.3	
	6	%	9.1	10.3	7.6	10.0	7.7	10.7	
	7	%	16.5	11.9	14.7	16.7	18.3	17.1	
	8	%	23.4	14.3	24.8	21.3	26.3	23.5	
	9	%	13.7	12.0	13.1	13.8	14.5	13.2	
	Very important (10)	%	26.6	36.4	27.0	27.6	23.3	26.4	
	Unsure	%	0.4	0.9	0.3	0.5	0.3	0.3	

Nanos conducted an RDD dual frame (land- and cell- lines) hybrid telephone and online random survey of 1,504 Canadians, 18 years of age or older, between August 21<sup>st</sup> and 31<sup>st</sup>, 2020. The margin of error this survey is  $\pm 2.5$  percentage points, 19 times out of 20. \*Note: some results have been shaded due to small sample size.

[www.nanos.co](http://www.nanos.co)



## 2020-973 – Canadian Defence and Security Network – National Survey – Education – STAT SHEET

How important, if at all, are the following to advancing Canada's place in the world? [RANDOMIZE]

			Which of the following is the highest level of education you have achieved?						
			Canada 2020-08	High school or less	Some college or university	Completed college	Completed university	Completed graduate studies	Refuse/No Answer
Question 6- Immigration	Total	Unwgt N	1497	148	235	262	511	326	15
		Wgt N	1492	148	223	260	525	321	14
		Mean	6.7	5.9	6.5	6.1	6.8	7.5	
		Median	7.0	6.0	7.0	6.0	7.0	8.0	
	Not at all important (0)	%	4.0	6.9	6.0	3.5	3.4	1.4	
	1	%	2.2	3.2	0.0	4.3	2.6	0.9	
	2	%	2.3	4.4	3.4	1.8	1.4	2.2	
	3	%	4.2	3.3	3.8	6.3	3.7	3.2	
	4	%	4.2	4.4	6.2	7.6	3.1	1.8	
	5	%	12.1	17.2	10.0	16.5	11.6	8.7	
	6	%	11.1	13.4	11.9	10.8	11.4	9.1	
	7	%	16.1	14.9	17.0	16.7	16.3	15.3	
	8	%	17.6	12.2	16.8	15.7	18.1	21.6	
	9	%	9.5	4.3	12.1	5.5	12.1	9.5	
	Very important (10)	%	15.8	12.4	10.6	10.5	15.6	26.2	
	Unsure	%	1.0	3.5	2.2	0.9	0.4	0.2	

How important, if at all, are the following to advancing Canada's place in the world? [RANDOMIZE]

			Which of the following is the highest level of education you have achieved?							
			Canada 2020-08	High school or less	Some college or university	Completed college	Completed university	Completed graduate studies	Refuse/No Answer	
Question 7- Environment	Total	Unwgt N	1496	148	235	264	509	326	14	
		Wgt N	1490	148	223	261	523	321	13	
		Mean	7.9	7.6	7.9	7.8	7.9	8.4		
		Median	9.0	8.0	9.0	8.0	8.0	9.0		
	Not at all important (0)	%	1.8	3.5	1.5	1.6	1.6	1.2		
		1	%	1.0	0.0	0.8	1.7	1.3	0.7	
		2	%	1.6	3.1	0.8	1.8	1.3	1.9	
		3	%	2.6	2.4	1.0	3.5	2.9	2.6	
	4	%	2.6	2.1	3.6	3.0	2.8	1.3		
		5	%	6.4	8.0	9.7	7.2	5.6	2.5	
		6	%	5.0	8.6	5.4	4.1	3.8	6.2	
		7	%	11.6	13.5	11.9	13.4	13.0	7.5	
	8	%	16.5	13.6	14.9	16.3	19.4	14.7		
		9	%	12.2	7.5	16.6	8.6	12.5	13.9	
		Very important (10)	%	38.3	36.2	33.9	38.6	35.3	47.7	
Unsure		%	0.4	1.6	0.0	0.3	0.5	0.0		

Nanos conducted an RDD dual frame (land- and cell- lines) hybrid telephone and online random survey of 1,504 Canadians, 18 years of age or older, between August 21<sup>st</sup> and 31<sup>st</sup>, 2020. The margin of error this survey is  $\pm 2.5$  percentage points, 19 times out of 20. \*Note: some results have been shaded due to small sample size.

[www.nanos.co](http://www.nanos.co)



## 2020-973 – Canadian Defence and Security Network – National Survey – Education – STAT SHEET

			Which of the following is the highest level of education you have achieved?					
			Canada 2020-08	High school or less	Some college or university	Completed college	Completed university	Completed graduate studies
								Refuse/No Answer
Question 8 - Should Canada's foreign policy priority be more about promoting its interests or its values around the world?	Total	Unwgt N	1337	130	205	231	462	297
		Wgt N	1333	130	191	228	474	296
		Mean	6.4	6.9	6.6	6.4	6.2	6.4
		Median	7.0	7.0	7.0	7.0	7.0	7.0
	0	%	3.4	1.2	3.8	3.6	3.2	3.4
	1	%	2.3	0.4	2.5	1.6	2.7	2.5
	2	%	4.8	4.7	2.2	4.7	5.3	5.4
	3	%	6.3	4.2	5.2	6.9	7.0	5.8
	4	%	4.2	5.2	4.6	4.2	3.9	4.3
	5	%	8.1	7.6	8.0	6.7	9.3	7.8
	6	%	11.5	10.9	9.8	12.7	13.4	8.7
	7	%	20.9	22.6	21.9	18.7	21.1	20.9
	8	%	21.1	20.2	23.3	24.9	19.0	21.4
	9	%	7.7	7.8	8.4	5.7	7.3	10.0
	10	%	9.7	15.2	10.3	10.2	7.8	9.8

			Which of the following is the highest level of education you have achieved?					
			Canada 2020-08	High school or less	Some college or university	Completed college	Completed university	Completed graduate studies
								Refuse/No Answer
Question 9- What values should Canada be promoting around the world, if any? [OPEN]	Total	Unwgt N	1384	123	217	241	477	314
		Wgt N	1376	121	206	239	487	311
	Peace	%	13.1	12.1	14.1	13.6	13.9	11.9
	Freedom/Liberty	%	6.5	7.9	6.5	5.4	7.3	5.3
	Canadian values and culture	%	1.6	2.3	2.6	3.0	0.6	0.9
	Rule of Law	%	1.3	0.5	0.6	0.6	1.9	1.8
	Human Rights	%	13.0	12.4	9.3	10.4	12.5	18.9
	Love/kindness	%	1.8	4.1	2.6	3.9	0.7	0.6
	Environment and climate change	%	7.1	7.0	7.1	7.5	7.2	6.2
	None/remain neutral	%	1.2	1.0	2.9	1.0	1.2	0.5
	Inclusivity, fairness, equality	%	24.9	15.7	25.0	26.9	25.9	25.6
	Democracy	%	11.0	6.7	8.5	9.2	12.9	12.8
	Multiculturalism	%	1.0	0.0	0.4	0.3	0.9	1.9
	Respect	%	2.5	5.1	2.6	2.9	2.5	1.4
	Honesty	%	2.0	0.5	5.8	2.8	1.2	0.9
	Leadership	%	0.6	1.8	0.8	0.4	0.7	0.0
	Trade/commerce	%	2.6	4.6	1.4	3.2	2.0	2.8
	Diplomacy	%	1.4	2.6	0.7	2.2	1.1	1.3
	Maintaining an inward focus on domestic issues	%	1.5	0.0	2.7	1.4	0.7	2.4
	other	%	4.7	12.2	4.6	3.9	4.0	3.3
	Integrity/transparency	%	1.8	0.8	2.0	0.9	2.7	1.5
	Unsure	%	0.4	2.9	0.0	0.5	0.3	0.0

Nanos conducted an RDD dual frame (land- and cell- lines) hybrid telephone and online random survey of 1,504 Canadians, 18 years of age or older, between August 21<sup>st</sup> and 31<sup>st</sup>, 2020. The margin of error this survey is  $\pm 2.5$  percentage points, 19 times out of 20. \*Note: some results have been shaded due to small sample size.

[www.nanos.co](http://www.nanos.co)



## 2020-973 – Canadian Defence and Security Network – National Survey – Education – STAT SHEET

			Which of the following is the highest level of education you have achieved?					
			Canada 2020-08	High school or less	Some college or university	Completed college	Completed university	Completed graduate studies
								Refuse/No Answer
Question 10- What interests should Canada be promoting around the world, if any? [OPEN]	Total	Unwgt N	1280	112	205	216	446	291
		Wgt N	1266	109	195	211	456	285
	Trade and economic exchange	%	35.7	21.2	27.1	31.7	42.4	39.2
	Human rights	%	2.4	2.2	1.9	1.4	2.2	3.7
	Environmental responsibility and climate change	%	16.2	15.6	15.4	19.1	15.5	16.4
	Oil and gas/natural resources/energy	%	5.9	10.2	9.6	7.5	4.1	3.6
	Health/health care	%	1.4	2.0	2.8	0.9	1.0	1.3
	Humanitarian aid	%	1.7	6.4	1.8	1.1	0.7	2.0
	National interests	%	3.4	4.1	2.9	4.3	2.6	3.8
	Defense/protection of territory	%	2.0	0.0	1.3	2.2	2.7	2.0
	Democracy	%	2.7	1.2	2.0	3.3	3.0	2.9
	Peace and diplomacy	%	7.9	14.1	6.5	6.8	7.0	8.8
	Tourism	%	0.6	0.0	0.3	0.3	1.2	0.2
	Equality and social justice	%	5.7	3.5	10.4	6.6	3.9	5.3
	Capacity building and assisting other regimes	%	1.1	0.0	1.2	1.2	1.4	0.8
	none/remain neutral	%	1.8	2.5	1.7	2.5	1.1	1.5
	Immigration and refugees	%	2.0	3.6	1.1	2.5	1.8	1.9
	Education	%	1.0	0.8	2.5	0.0	0.9	0.6
	Other	%	3.2	3.7	4.2	4.1	3.1	2.0
	Freedom/free speech	%	1.0	2.3	0.5	0.6	0.7	1.3
	Technology/research	%	0.6	1.4	1.1	0.0	0.6	0.6
	Unsure	%	3.9	5.3	5.6	3.8	4.0	2.0



## 2020-973 – Canadian Defence and Security Network – National Survey – Education – STAT SHEET

How much do you care, if at all, about how Canada is viewed by the following countries or organizations? [RANDOMIZE]

			Which of the following is the highest level of education you have achieved?						Refuse/No Answer
			Canada 2020-08	High school or less	Some college or university	Completed college	Completed university	Completed graduate studies	
Question 11- United States	Total	Unwgt N	1499	150	236	264	509	325	15
		Wgt N	1493	150	224	261	523	320	14
		Mean	6.4	6.6	6.3	6.6	6.4	6.2	
		Median	7.0	8.0	7.0	7.0	7.0	7.0	
	Do not care (0)	%	9.6	10.4	10.7	10.1	8.2	9.7	
		1	1.7	1.6	2.3	1.1	1.3	2.5	
		2	2.5	1.9	2.3	1.6	3.5	2.1	
		3	4.7	4.9	8.0	2.5	4.9	3.8	
		4	4.1	4.7	1.9	2.1	4.8	5.8	
		5	9.8	7.8	9.2	11.3	8.9	11.2	
		6	9.1	4.2	11.6	7.9	10.8	8.1	
		7	13.6	10.7	12.7	16.4	13.1	14.3	
		8	15.8	16.8	9.2	17.6	17.2	17.0	
		9	10.6	8.9	11.3	11.5	9.9	11.6	
		Care (10)	17.8	24.5	20.5	17.6	16.9	13.3	
		Unsure	0.7	3.6	0.3	0.2	0.5	0.5	

How much do you care, if at all, about how Canada is viewed by the following countries or organizations? [RANDOMIZE]

			Which of the following is the highest level of education you have achieved?						Refuse/No Answer
			Canada 2020-08	High school or less	Some college or university	Completed college	Completed university	Completed graduate studies	
Question 12- Europe	Total	Unwgt N	1497	149	234	264	508	327	15
		Wgt N	1492	149	223	261	522	322	14
		Mean	7.6	7.2	7.4	7.7	7.7	7.9	
		Median	8.0	8.0	8.0	8.0	8.0	8.0	
	Do not care (0)	%	2.9	5.7	3.7	3.6	1.9	1.8	
		1	0.5	0.9	0.5	0.2	0.5	0.0	
		2	1.0	1.5	1.2	1.8	0.6	0.4	
		3	1.3	1.4	2.0	0.5	1.7	0.6	
		4	1.0	1.0	1.5	0.0	1.2	0.9	
		5	7.3	12.0	9.8	6.4	6.6	5.5	
		6	7.1	7.9	7.5	6.4	6.6	7.7	
		7	16.3	10.7	19.3	18.5	17.3	13.6	
		8	25.7	20.7	19.8	24.2	28.1	29.4	
		9	14.1	11.0	13.5	15.3	13.9	15.7	
		Care (10)	22.1	22.7	21.0	22.5	21.3	24.1	
		Unsure	0.8	4.6	0.3	0.6	0.2	0.2	



## 2020-973 – Canadian Defence and Security Network – National Survey – Education – STAT SHEET

How much do you care, if at all, about how Canada is viewed by the following countries or organizations? [RANDOMIZE]

			Which of the following is the highest level of education you have achieved?							
			Canada 2020-08	High school or less	Some college or university	Completed college	Completed university	Completed graduate studies	Refuse/No Answer	
Question 13- United Nations	Total	Unwgt N	1495	147	235	264	508	326	15	
		Wgt N	1490	147	224	261	523	321	14	
		Mean	6.8	6.5	6.3	6.4	6.9	7.4	3.3	
		Median	8.0	7.0	8.0	7.0	8.0	8.0	0.0	
	Do not care (0)	%	10.4	11.7	15.2	11.9	8.3	6.6	54.7	
		1	%	1.5	1.0	2.8	0.9	1.8	0.9	0.0
		2	%	3.0	2.4	2.0	5.0	2.9	2.6	0.0
		3	%	2.5	1.6	2.5	3.9	2.7	1.6	0.0
		4	%	2.7	5.9	3.3	0.9	3.0	1.9	0.0
		5	%	6.5	12.5	5.0	7.4	5.7	5.5	4.7
		6	%	6.7	6.3	8.1	7.1	6.6	6.0	0.0
		7	%	12.4	7.4	11.0	13.3	13.6	12.8	13.8
		8	%	17.2	15.1	17.8	16.6	18.1	17.2	13.3
		9	%	12.0	8.3	9.3	11.7	12.4	15.8	0.0
		Care (10)	%	23.8	24.1	23.0	19.3	23.7	28.7	9.1
		Unsure	%	1.3	3.5	0.3	2.0	1.2	0.4	4.4

How much do you care, if at all, about how Canada is viewed by the following countries or organizations? [RANDOMIZE]

			Which of the following is the highest level of education you have achieved?						
			Canada 2020-08	High school or less	Some college or university	Completed college	Completed university	Completed graduate studies	Refuse/No Answer
Question 14- NATO	Total	Unwgt N	1490	147	236	261	507	324	15
		Wgt N	1487	147	224	259	522	320	14
		Mean	7.1	6.9	6.8	7.1	7.3	7.4	
		Median	8.0	8.0	7.0	8.0	8.0	8.0	
	Do not care (0)	%	5.4	6.7	9.2	6.7	3.2	4.0	
	1	%	1.2	3.6	0.6	0.5	1.2	0.9	
	2	%	2.1	3.4	0.9	3.1	2.5	1.0	
	3	%	2.5	0.5	5.2	0.7	2.5	3.1	
	4	%	2.7	4.8	2.9	2.5	3.1	1.0	
	5	%	8.4	7.1	5.4	12.4	7.7	9.0	
	6	%	7.1	4.9	5.9	5.2	8.1	8.3	
	7	%	16.0	15.5	20.5	11.7	17.3	14.9	
	8	%	18.3	14.4	15.6	19.1	18.5	21.5	
	9	%	11.7	4.8	13.3	13.9	11.7	12.2	
	Care (10)	%	22.8	28.1	19.5	22.0	23.1	23.4	
	Unsure	%	1.7	6.4	1.0	2.0	1.2	0.7	





## 2020-973 – Canadian Defence and Security Network – National Survey – Education – STAT SHEET

How much do you care, if at all, about how Canada is viewed by the following countries or organizations? [RANDOMIZE]

			Which of the following is the highest level of education you have achieved?						
			Canada 2020-08	High school or less	Some college or university	Completed college	Completed university	Completed graduate studies	Refuse/No Answer
Question 15- Africa	Total	Unwgt N	1495	149	236	262	508	325	15
		Wgt N	1491	149	224	260	522	321	14
		Mean	6.0	5.6	5.7	5.8	6.0	6.5	
		Median	6.0	5.0	6.0	6.0	6.0	7.0	
	Do not care (0)	%	8.2	7.7	12.3	8.5	6.8	6.5	
		1	1.8	3.4	1.7	1.9	1.4	1.1	
		2	3.2	4.5	2.7	5.3	2.7	2.2	
		3	5.0	1.8	6.1	6.5	6.3	2.3	
		4	5.6	9.5	3.5	5.0	6.1	5.1	
		5	14.8	21.3	18.1	11.7	15.0	11.7	
		6	12.4	9.7	7.3	14.7	13.2	13.5	
		7	16.1	8.6	15.8	17.2	16.5	18.5	
		8	13.0	9.6	11.8	10.5	13.4	17.6	
		9	5.7	3.9	6.2	4.4	5.6	7.6	
		Care (10)	12.3	13.4	13.4	11.9	11.4	13.4	
		Unsure	1.9	6.7	1.0	2.4	1.5	0.4	

How much do you care, if at all, about how Canada is viewed by the following countries or organizations? [RANDOMIZE]

			Which of the following is the highest level of education you have achieved?						
			Canada 2020-08	High school or less	Some college or university	Completed college	Completed university	Completed graduate studies	Refuse/No Answer
Question 16- China	Total	Unwgt N	1494	147	236	264	510	322	15
		Wgt N	1488	146	224	261	525	317	14
		Mean	5.0	5.2	5.1	4.4	5.0	5.4	
		Median	5.0	5.0	5.0	5.0	5.0	6.0	
	Do not care (0)	%	16.7	13.5	18.8	23.7	15.3	12.3	
		1	3.1	1.4	2.5	3.1	3.7	2.9	
		2	6.1	6.6	4.8	6.8	7.1	4.6	
		3	5.9	6.4	4.0	5.8	6.2	6.6	
		4	6.3	7.7	5.5	7.0	6.5	5.2	
		5	13.8	13.3	15.5	12.4	13.3	15.1	
		6	10.7	9.9	8.8	11.3	10.7	12.5	
		7	11.9	8.6	12.2	10.4	13.1	12.9	
		8	10.3	10.4	13.6	8.2	9.7	11.2	
		9	4.4	2.3	3.7	2.5	4.5	7.4	
		Care (10)	9.3	13.4	10.1	8.2	9.2	7.8	
		Unsure	1.4	6.6	0.6	0.6	0.8	1.4	



## 2020-973 – Canadian Defence and Security Network – National Survey – Education – STAT SHEET

How much do you care, if at all, about how Canada is viewed by the following countries or organizations? [RANDOMIZE]

			Which of the following is the highest level of education you have achieved?						
			Canada 2020-08	High school or less	Some college or university	Completed college	Completed university	Completed graduate studies	Refuse/No Answer
Question 17- Latin America	Total	Unwgt N	1497	149	236	262	510	325	15
		Wgt N	1492	149	224	260	525	320	14
		Mean	6.2	5.9	6.0	6.2	6.3	6.4	
		Median	6.0	6.0	7.0	6.0	7.0	7.0	
	Do not care (0)	%	5.2	7.9	6.9	3.8	4.2	4.8	
		1	1.4	3.3	1.7	1.4	0.6	1.1	
		2	2.2	3.9	3.3	2.3	1.8	1.3	
		3	4.1	2.7	5.5	3.5	4.5	3.7	
		4	5.9	5.4	6.8	7.0	6.0	4.3	
		5	13.5	12.9	12.9	14.6	14.6	11.6	
		6	16.9	16.6	11.6	18.5	17.5	18.0	
		7	19.9	14.1	19.5	19.2	21.3	21.9	
		8	12.5	7.2	12.6	12.6	12.9	14.1	
		9	5.5	5.5	6.7	3.3	4.5	7.9	
		Care (10)	11.3	15.0	10.9	11.8	11.2	9.9	
		Unsure	1.7	5.4	1.5	2.0	0.7	1.3	

			Which of the following is the highest level of education you have achieved?						
			Canada 2020-08	High school or less	Some college or university	Completed college	Completed university	Completed graduate studies	Refuse/No Answer
Question 18- To what extent, if at all, do you think Canada faces international threats?	Total	Unwgt N	1500	149	236	264	509	327	15
		Wgt N	1493	148	224	261	523	321	14
		Mean	5.7	5.8	5.4	5.9	5.8	5.5	
		Median	6.0	6.0	5.0	6.0	6.0	6.0	
	Not at all (0)	%	2.7	4.0	3.8	3.1	1.6	3.2	
		1	1.8	3.4	1.8	1.5	1.3	1.7	
		2	5.4	5.6	3.7	5.0	5.3	7.1	
		3	10.5	5.5	12.7	9.1	10.6	12.8	
		4	9.0	6.0	16.2	8.1	8.9	6.4	
		5	12.3	16.6	12.3	11.4	11.7	12.2	
		6	14.9	11.4	10.7	14.4	17.6	16.1	
		7	19.5	20.7	14.9	20.0	19.6	21.2	
		8	10.6	11.6	9.3	12.7	10.4	10.0	
		9	3.4	2.2	3.3	3.8	4.4	1.9	
		To a very high degree (10)	7.1	9.7	7.4	7.7	6.7	5.2	
		Unsure	2.7	3.3	4.0	3.2	2.1	2.1	

Nanos conducted an RDD dual frame (land- and cell- lines) hybrid telephone and online random survey of 1,504 Canadians, 18 years of age or older, between August 21<sup>st</sup> and 31<sup>st</sup>, 2020. The margin of error this survey is  $\pm 2.5$  percentage points, 19 times out of 20. \*Note: some results have been shaded due to small sample size.

[www.nanos.co](http://www.nanos.co)



## 2020-973 – Canadian Defence and Security Network – National Survey – Education – STAT SHEET

			Which of the following is the highest level of education you have achieved?						Refuse/No Answer
			Canada 2020-08	High school or less	Some college or university	Completed college	Completed university	Completed graduate studies	
Question 19- What is the most important international threat to Canada, if any, that concerns you? [OPEN]	Total	Unwgt N	1447	138	230	254	496	316	13
		Wgt N	1441	137	218	252	509	313	13
	China	%	21.7	19.0	20.5	26.9	24.1	16.0	
	Immigration/Illegal immigrants/border security	%	2.0	3.4	2.3	3.4	1.5	0.8	
	The US/Trump	%	17.5	11.9	18.2	14.6	17.1	22.3	
	Nothing	%	1.3	1.1	2.8	1.3	0.6	1.5	
	Virus/Biological threats/pandemics	%	3.8	7.8	3.8	3.0	3.4	3.5	
	Russia	%	1.7	1.9	0.6	0.8	2.6	1.7	
	Climate change/the environment	%	5.8	2.7	5.8	2.3	6.4	9.1	
	Foreign acquisition of land/natural resources	%	1.0	1.5	2.2	0.3	0.5	1.3	
	Trade wars	%	6.7	5.9	7.4	6.4	7.4	5.7	
	Terrorism	%	7.1	7.6	6.9	7.9	6.7	6.7	
	Artic sovereignty	%	1.9	1.7	2.6	2.4	1.7	1.5	
	Nuclear weapons	%	0.8	2.4	0.0	0.7	0.9	0.6	
	Economic collapse	%	2.5	2.1	4.4	2.0	2.8	1.5	
	Cyber attacks	%	10.1	8.1	7.0	12.1	9.6	12.6	
	Water supply/Food safety	%	0.7	2.1	0.4	0.3	0.7	0.9	
	War/weapons/bombs	%	0.8	3.5	0.3	0.6	0.5	0.4	
	Losing power/influence on the international stage	%	0.2	0.0	0.3	0.6	0.1	0.3	
	Extremism	%	0.9	1.5	0.7	1.3	0.6	0.8	
	Espionage/interference from other countries	%	2.5	2.2	1.9	2.2	3.1	2.4	
	Other	%	3.4	7.3	3.9	2.7	3.2	2.1	
	North Korea	%	0.2	0.0	0.4	0.6	0.1	0.0	
	Middle East	%	0.6	0.0	1.2	1.8	0.1	0.2	
	Tense diplomatic relations/loss of diplomatic relations/being caught between US/China problems	%	2.9	1.2	3.0	2.0	2.6	4.8	
	Not being self-sufficient, losing industries to other countries	%	0.9	0.0	0.0	0.9	1.1	1.0	
	Threats to Canada's democracy (i.e. communism, totalitarianism, socialism, populism)	%	2.0	1.0	1.5	2.0	2.2	2.0	
	Unsure	%	1.0	4.2	1.9	0.9	0.3	0.4	



## 2020-973 – Canadian Defence and Security Network – National Survey – Education – STAT SHEET

			Which of the following is the highest level of education you have achieved?						
			Canada 2020-08	High school or less	Some college or university	Completed college	Completed university	Completed graduate studies	Refuse/No Answer
Question 20- What is the second most important international threat to Canada, if any, that concerns you? [OPEN]	Total	Unwgt N	1352	126	214	237	463	301	11
		Wgt N	1348	123	203	235	477	299	11
	China	%	11.8	12.6	9.5	9.9	11.2	15.0	19.7
	Immigration/Illegal immigrants/border security	%	4.2	7.6	3.6	9.3	2.0	2.4	
	The US/Trump	%	13.7	8.3	12.7	14.5	16.1	12.9	
	Nothing	%	2.5	2.3	3.3	1.8	2.1	3.5	
	Virus/Biological threats/pandemics	%	4.8	5.8	4.8	5.1	5.2	3.6	
	Russia	%	3.4	2.7	6.1	5.1	2.1	2.5	
	Climate change/the environment	%	5.3	3.7	4.2	2.6	6.3	7.3	
	Foreign acquisition of land/natural resources	%	2.1	0.0	2.0	3.4	2.3	1.9	
	Trade wars	%	9.4	8.2	8.4	7.7	10.8	10.2	
	Terrorism	%	6.2	8.2	4.3	6.5	6.2	6.5	
	Artic sovereignty	%	2.2	1.3	1.5	2.8	3.6	0.5	
	Nuclear weapons	%	0.6	0.7	0.0	0.0	1.0	0.7	
	Economic collapse	%	4.8	6.9	3.3	3.2	4.6	6.3	
	Cyber attacks	%	5.6	5.3	5.0	5.3	6.7	4.8	
	Water supply/Food safety	%	0.4	1.2	1.0	0.3	0.0	0.3	
	War/weapons/bombs	%	2.6	3.4	4.4	2.3	2.6	1.5	
	Losing power/influence on the international stage	%	1.0	0.0	1.4	0.8	0.6	1.9	
	Extremism	%	3.0	0.7	2.8	4.0	2.9	3.6	
	Espionage/interference from other countries	%	3.3	0.6	4.0	2.7	3.7	3.6	
	Other	%	6.5	10.9	7.9	5.4	6.0	4.2	
	North Korea	%	0.9	0.0	2.0	1.2	0.9	0.2	
	Middle East	%	0.5	0.0	0.0	0.7	0.7	0.6	
	Tense diplomatic relations/loss of diplomatic relations/being caught between US/China problems	%	1.5	2.6	0.9	1.8	1.5	1.2	
	Not being self-sufficient, losing industries to other countries	%	1.2	1.9	1.6	1.0	0.5	1.8	
	55.00	%	0.1	0.0	0.0	0.6	0.0	0.0	
	Unsure	%	2.5	5.5	5.3	2.1	0.5	3.1	



## 2020-973 – Canadian Defence and Security Network – National Survey – Education – STAT SHEET

			Which of the following is the highest level of education you have achieved?						
			Canada 2020-08	High school or less	Some college or university	Completed college	Completed university	Completed graduate studies	Refuse/No Answer
Question 21- What do you think are the greatest international threats Canada will face, if any, in 10 years? [OPEN]	Total	Unwgt N	1341	127	214	235	460	293	12
		Wgt N	1338	123	204	233	474	292	12
	China	%	14.6	9.3	14.1	18.0	16.7	11.8	
	Immigration/Illegal immigrants/border security	%	3.8	6.9	4.1	4.7	2.0	4.9	
	The US/Trump	%	6.9	4.4	7.8	6.7	6.7	7.8	
	Nothing	%	1.5	2.8	1.8	0.7	1.3	1.7	
	Virus/Biological threats/pandemics	%	4.2	6.0	6.1	6.9	2.2	3.2	
	Russia	%	1.2	0.8	0.8	1.8	1.3	1.2	
	Climate change/the environment	%	13.4	9.3	13.7	5.4	15.2	18.6	
	Foreign acquisition of land/natural resources	%	1.9	2.3	2.5	3.3	1.3	1.2	
	Trade wars	%	5.6	10.5	6.1	6.1	4.3	5.2	
	Terrorism	%	4.8	2.9	3.9	5.6	4.6	6.0	
	Artic sovereignty	%	2.0	1.6	1.3	3.2	2.7	0.5	
	Nuclear weapons	%	0.8	2.3	0.3	1.4	0.3	0.7	
	Economic collapse	%	3.8	2.0	4.7	4.3	3.7	3.5	
	Cyber attacks	%	7.9	8.1	6.4	7.9	8.1	8.6	
	Water supply/Food safety	%	2.7	2.4	2.2	1.6	3.4	2.7	
	War/weapons/bombs	%	2.1	3.8	1.0	3.3	1.8	1.3	
	Losing power/influence on the international stage	%	1.3	0.0	1.5	1.6	1.0	1.6	
	Extremism	%	1.2	0.5	0.6	1.5	1.2	1.6	
	Espionage/interference from other countries	%	1.5	2.1	0.5	1.1	2.0	1.4	
	Other	%	4.9	5.1	4.9	4.3	6.2	2.3	
	North Korea	%	0.1	0.0	0.4	0.0	0.2	0.0	
	Middle East	%	0.9	0.5	2.0	0.3	1.0	0.6	
	Tense diplomatic relations/loss of diplomatic relations/being caught between US/China problems	%	4.2	4.8	4.8	2.6	4.0	5.0	
	Not being self-sufficient, losing industries to other countries	%	1.6	1.6	1.0	1.2	2.0	1.5	
	Threats to Canada's democracy (i.e. communism, totalitarianism, socialism, populism)	%	2.1	0.0	2.5	2.0	2.4	2.1	
	Unsure	%	5.1	9.9	4.9	4.5	4.5	4.7	

## **Thank you to those who contributed to the drafting of this survey:**

Zak Biggs, Jean-Christophe Boucher, Brooks DeCillia, Colleen Bell, Erin Gibbs Van Brunschot, Christopher Hamilton, Nik Nanos, Stephen Saideman, and Melanee Thomas, and to the Canadian Defence and Security Network. We also wish to thank Social Science and Humanities Research Council, Western Economic Diversification, and the generous private donors who's funding made this project possible.