

Canadians and Americans are more bound by fear than a common set of values – 16 year tracking study

CanAm Tracking Survey | Summary

Conducted by Nanos, September 2020
Submission 2020-1682



TABLE OF CONTENTS



1. Executive summary	3
2. Health Threat	8
3. National interest	12
4. Closest country in terms of values	15
5. Inspection by officials	22
6. Cooperation between Canada and the US ..	27
7. Tabulations	40





Americans rank China as the greatest health threat to Americans;
Canadians rank the US as the greatest health threat to Canadians

The Nanos-UB North American Monitor has been tracking the sentiment of Canadians and Americans for 16 years. This is the fourth wave with Donald Trump as President of the United States and fifth wave with Justin Trudeau as Prime Minister of Canada.

In this wave of the sixteenth year tracking, Canada and the US have drifted apart on issues of human rights, business, and family values. Canadians and Americans continue to look for more questioning and inspections of Chinese visitors and goods as indicated by the trend lines moving upward, and Americans rank China first in terms of questioning visitors, marking the first time Mexico was not ranked first in the 16-year study. Importance of an energy policy continues to hold high positive sentiment as both Canadians and Americans in large numbers say that it's important to remove any dependence on Middle Eastern oil.

While Americans view China as the greatest health threat to Americans for things like a pandemic, Canadians ranked the US as the greatest health threat to Canadians.

Health threats

- **Canadians rank the US the greatest health threat to Canadians** – One in two Canadians (50%) rank the US as the greatest health threat to Canadians when it comes to things like a pandemic, while four in ten (40%) rank China first. Under one in ten rank Mexico (eight per cent), and one per cent each rank Britain, France, or Japan as the greatest health threat.
- **Americans rank China as the greatest health threat to Americans** – Six in ten Americans (61%) rank China as the greatest health threat to Americans when it comes to things like a pandemic, while under two in ten (16%) rank Mexico as the greatest health threat to Americans. Under one in ten each rank Canada (six per cent), Japan (six per cent), Britain (five per cent), France (three per cent) and Germany (three per cent) first.

Americans
continue to say
Canada is the
closest country
to them in
terms of
human rights
and family
values

National Interest

- **A majority of Canadians continue to strongly agree or agree that Canada should follow its own interests, even if it leads to conflicts with other nations** – Over two in three Canadians either strongly agree (24%) or agree (45%) with Canada following its own interests, this remains consistent with previous waves.
- **The number of Americans who agree or somewhat agree with the US following its own interests remains slightly above the previous 16-year low** – Americans that either strongly agree or agree with the US following its own interests remains consistent with 2019, with 49 per cent who either strongly agree (16%) or agree (33%) with this.

Values

- **Britain continues to be top response for Canadians in terms of who is closest on human rights** – Britain (43%) remains the top response, followed by Germany (22%) and France (17%), which is consistent with the 2019 wave. France passed the US (15%) to be ranked third after Britain and Germany.
- **Americans continue to view Canada as the country closest in terms of human rights** – In 2020, Americans continue to view Canada (42%) as the closest in terms of human rights with over two in five Americans ranking it first. Canada is followed by Britain (31%) and France (eight per cent).
- **Canadians continue to rank Britain first in terms of family values; Americans feel that Canada is closest in family values** – Canadians continue to rank Britain first at 42 per cent, followed by the US at 19 per cent. The difference between the two has risen to 23 per cent, up from a 12 per cent difference in 2019. Americans again rank Canada first in this category at 41 per cent, followed by Britain at 31 per cent, which is consistent with 2019.
- **Canadians now view Britain as closer than the US in terms of business values by a slight margin** – When asked about which country has the closest business values, Canadians now rank Britain first (34%), followed closely by the US (32%). Germany follows at 18 per cent. Overall this is consistent with the previous wave.

For the first time in 16 years, China was the top response when Americans were asked which countries packages should be inspected and which visitors should be questioned

- **Americans view Canada as the closest in terms of business values** – Americans view Canada as the closest in terms of business values at 25 per cent, Britain follows at 22 per cent (consistent with findings from 2019). Japan (16%) pulls ahead of China (13%; 16% in 2019), followed by Germany (12%).


Shipping and visitors

- **Canadians continue to rank China as first when asked about which country's goods should be most inspected thoroughly and visitors questioned** – Canadians most often said that packages or containers coming from China (57%) should be most thoroughly inspected when entering Canada. Packages coming from Mexico was the second most frequent response (29%), with the US in third (11%). Similar to packages and shipments, Canadians most often ranked China (55%) as the country whose visitors should be questioned most thoroughly. This is followed by the US (25%; up from 18% in 2019) and Mexico at 17 per cent (27% in 2019).
- **China was the top response when Americans were asked which countries' packages should be inspected and visitors to be questioned for the first time in the 16 year study** – Americans most often said packages or shipments from China should be thoroughly inspected (48%; 35% in 2019) followed by Mexico (29%; 31% in 2019). Americans also listed China first in terms of questioning visitors at 40% (27% in 2019) with Mexico at 34% (41% in 2019), this is the first time in the 16 year study that Mexico was not ranked first by Americans for questioning visitors.

Americans are more likely to want much closer or somewhat closer cooperation between Americans and Canadians on national security, terrorism and border security measures

Security

- **Americans are more likely to think that the US and Canada should have more cooperation on national security** – Two thirds of Americans felt that the US should be cooperating much closer (35%) with Canada in terms of National Security, and 31 per cent feel that there should be somewhat closer cooperation. When asked about national security, 24 per cent of Canadians feel that there should be much closer cooperation and 27 per cent feel that there should be somewhat closer cooperation. This is consistent with previous waves.
- **Americans continue to feel there should be more cooperation in terms of border security between the United States and Canada; while the number of Canadians who favor cooperation has marginally gone down** – Just over two in three Americans feel that there should be either much closer cooperation (34%; 37% in 2019), or somewhat closer cooperation (32%; 32% in 2019) with Canada when it comes to border security, which is consistent with previous waves. However, Canadians are marginally less likely to feel that there should be either much closer cooperation (21%; 27% in 2019), or somewhat closer cooperation (25%; 31% in 2019) for border security than the previous wave.
- **More Americans feel that the US and Canada should be cooperating more closely when it comes to anti-terrorism measures than Canadians** – The number of Canadians that feel that Canada should be cooperating with the US much closer on anti-terrorism measures decreased to 31 per cent (39% in 2019), while somewhat closer remained consistent with 27 per cent (29% in 2019). Americans feel more strongly about closer cooperation with 43 per cent saying much closer cooperation and 32 per cent saying somewhat closer cooperation with Canada.



A majority of both Americans and Canadians think it's important or somewhat important to have an integrated energy policy

Energy

- **A majority of both Americans and Canadians think it's important or somewhat important to have an integrated energy policy** – A majority of Americans think it is very important (51%) or somewhat important (34%) for the US and Canada to work together to develop an integrated energy policy to remove any dependence on Middle East Oil. Canadians also feel strongly about this, with over three in four Canadians saying that it's either very important (42%) or somewhat important (35%) to develop an integrated energy policy.

These observations are based on an RDD dual frame (land- and cell-lines) hybrid telephone and online random survey of 1,039 Canadians, 18 years of age or older, between August 31st and September 3rd, 2020 as part of an omnibus survey. Participants were randomly recruited by telephone using live agents and administered a survey online. The results were statistically checked and weighted by age and gender using the latest Census information and the sample is geographically stratified to be representative of Canada.

A representative online survey of 1,023 Americans was conducted on August 29th, 2020. Results were statistically checked and weighted using the latest Census data.

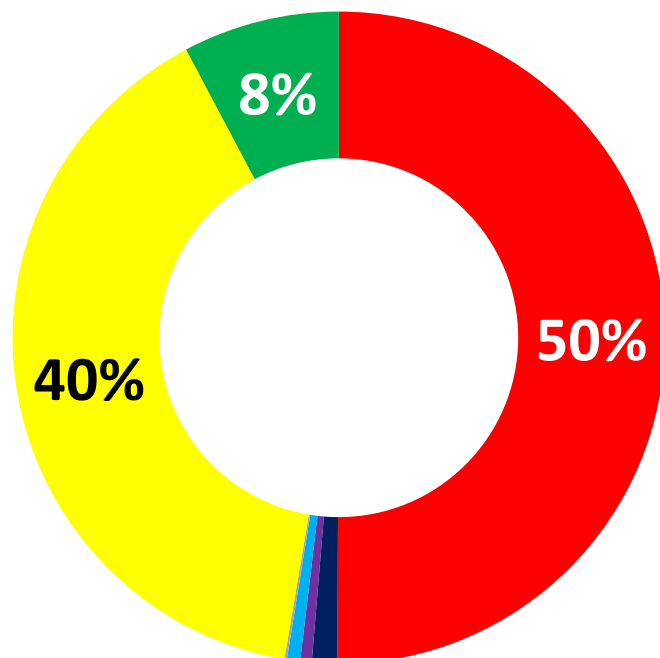
This study was commissioned and conducted by Nanos Research.

“

About six in ten Americans cite China as their greatest health threat, while only six per cent believe it is Canada. In contrast, 50 per cent of Canadians believe the U.S. is the greatest health threat to Canada, followed by China (40 per cent).

”

Canadians on what country is the greatest health threat



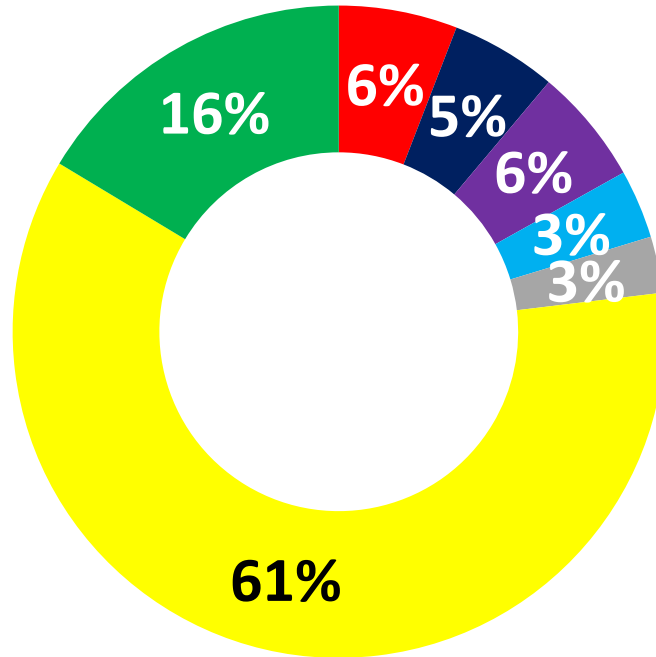
■ The US
■ Britain
■ Japan
■ France
■ Germany
■ China
■ Mexico

	The US
Atlantic (n=104)	58.1%
Quebec (n=253)	52.7%
Ontario (n=314)	49.3%
Prairies (n=212)	39.9%
British Columbia (n=156)	57.7%
Male (n=556)	46.3%
Female (n=483)	53.7%
18 to 29 (n=170)	53.8%
30 to 39 (n=146)	43.6%
40 to 49 (n=154)	51.9%
55 to 59 (n=226)	51.1%
55 to 59 (n=343)	49.5%

*Weighted to the true population proportion.
 *Charts may not add up to 100 due to rounding.

QUESTION – Which of the following countries is the greatest health threat to Canadians when it comes to things like a pandemic. [RANDOMIZE]

Americans on what country is the greatest health threat



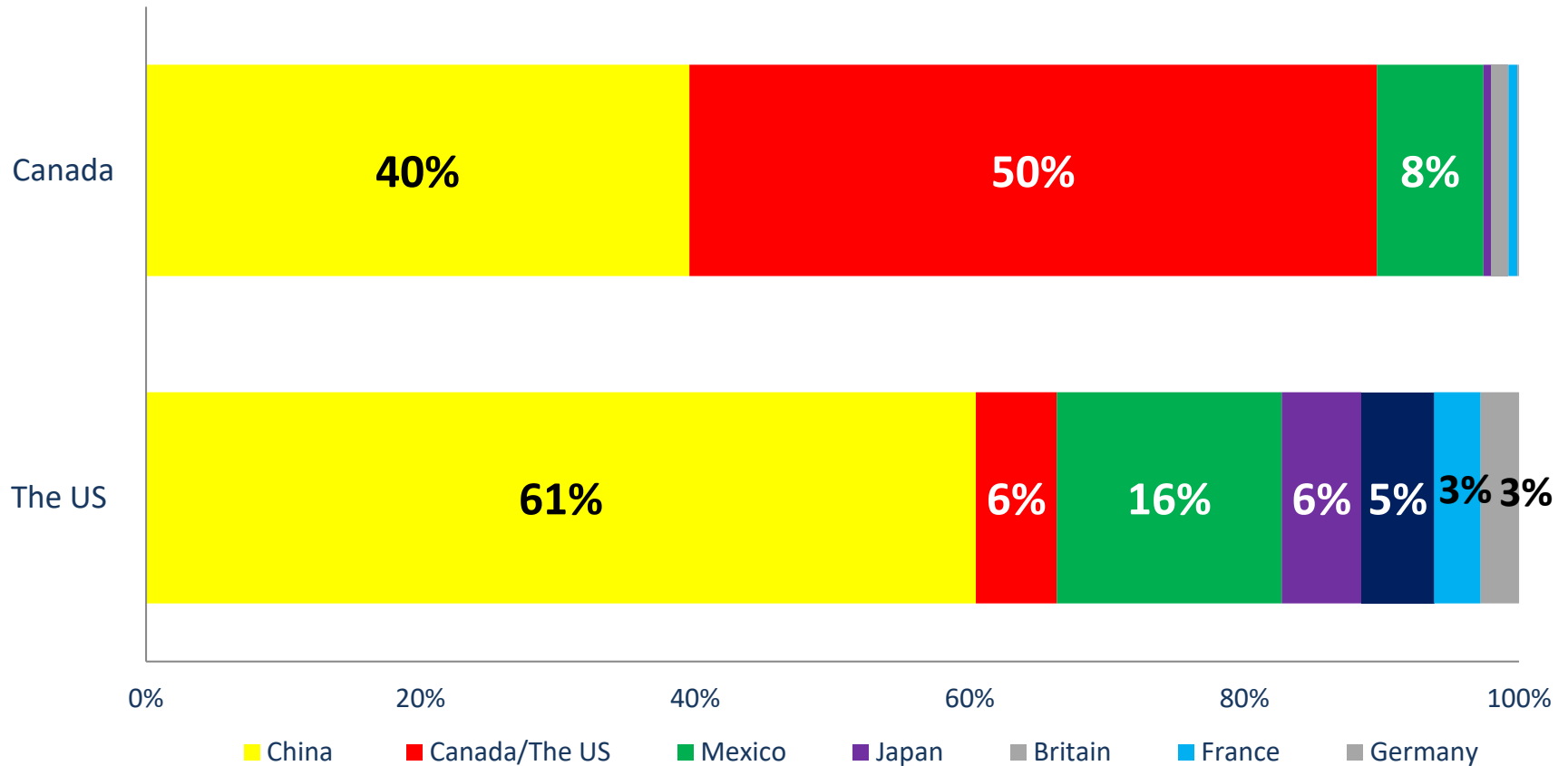
■ Canada
■ Britain
■ Japan
■ France
■ Germany
■ China
■ Mexico

	China
Northeast(n=185)	63.3%
Midwest (n=219)	64.6%
South (n=377)	59.4%
West (n=242)	56.4%
Male (n=516)	59.0%
Female (n=505)	62.0%
Other (n=2)	50.0%
18 to 34 (n=176)	47.5%
35 to 54 (n=176)	60.9%
55 to 59 (n=194)	70.1%
60 plus (n= 294)	69.7%

*Weighted to the true population proportion.
*Charts may not add up to 100 due to rounding.

QUESTION – Which of the following countries is the greatest health threat to Americans when it comes to things like a pandemic. [RANDOMIZE]

Comparing who Canadians and Americans think is the greatest health risk



QUESTION – Which of the following countries is the greatest health threat to [CANADIANS/AMERICANS] when it comes to things like a pandemic. [RANDOMIZE]

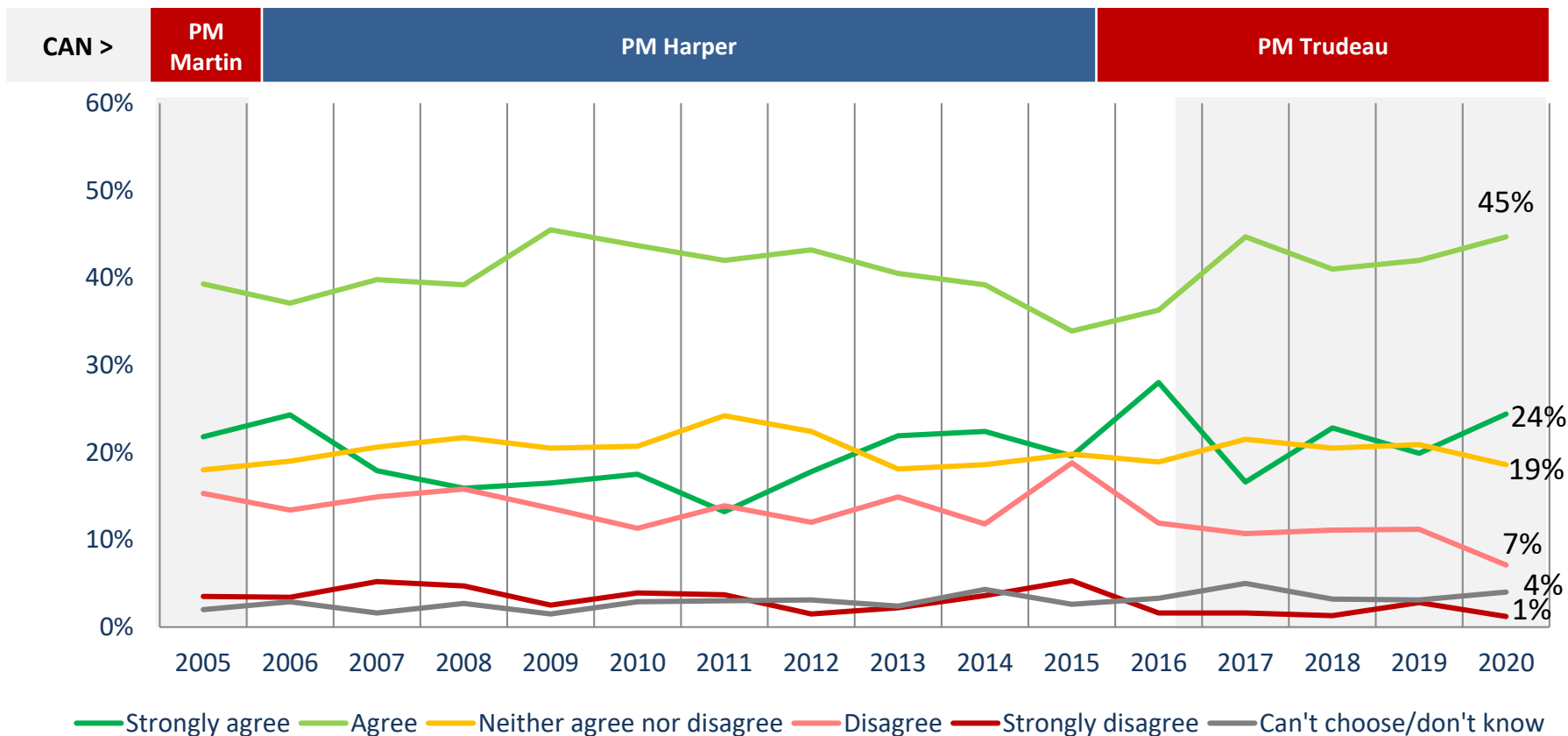


“

Both Americans and Canadians most frequently agree that their respective country should follow its own interests, even if this leads to conflict with other nations

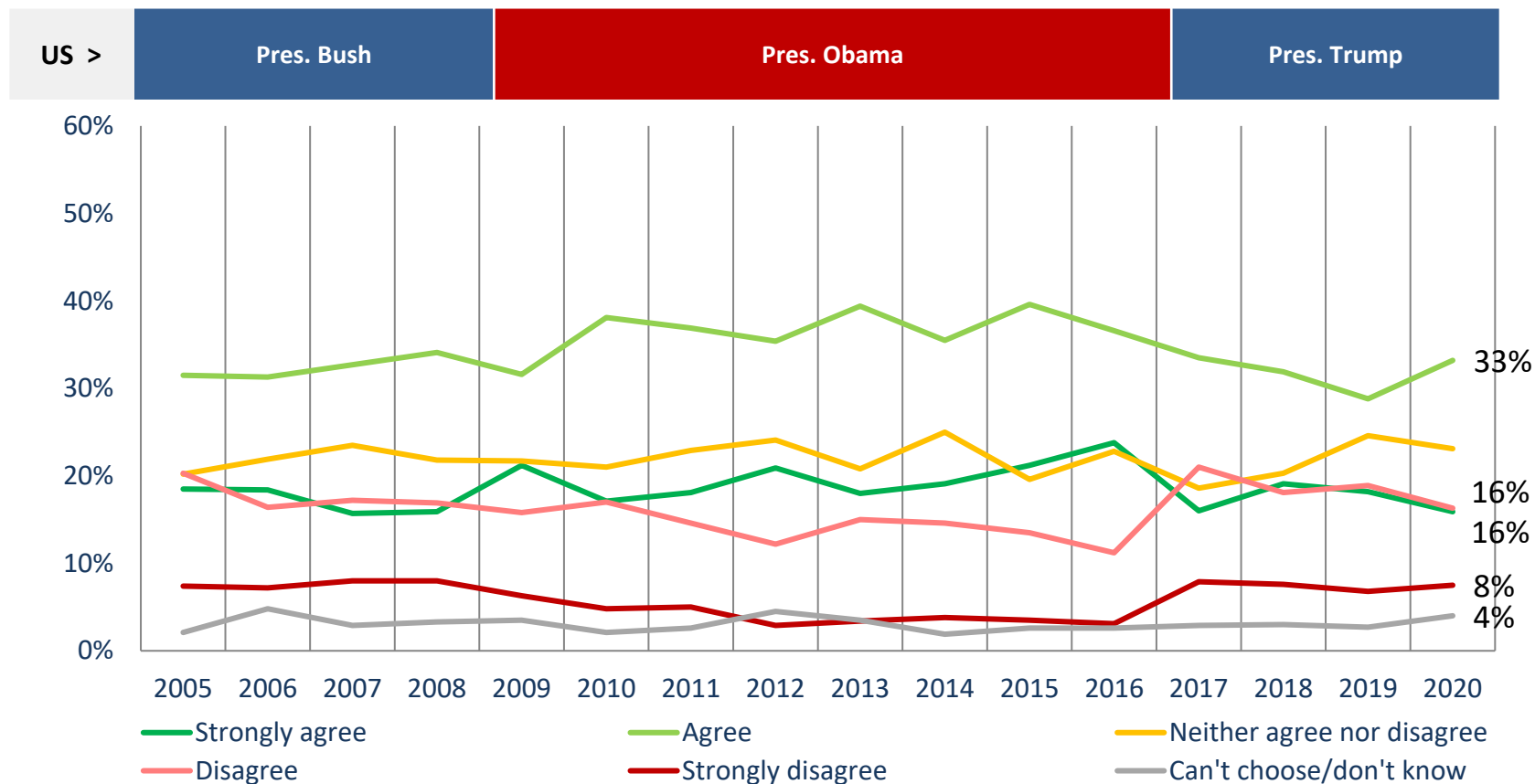
”

Canadians on following Canada's interests



QUESTION – Canada should follow its own interests, even if this leads to conflict with other nations. Do you strongly agree, agree, neither agree nor disagree, disagree, or strongly disagree?

Americans on following US interests



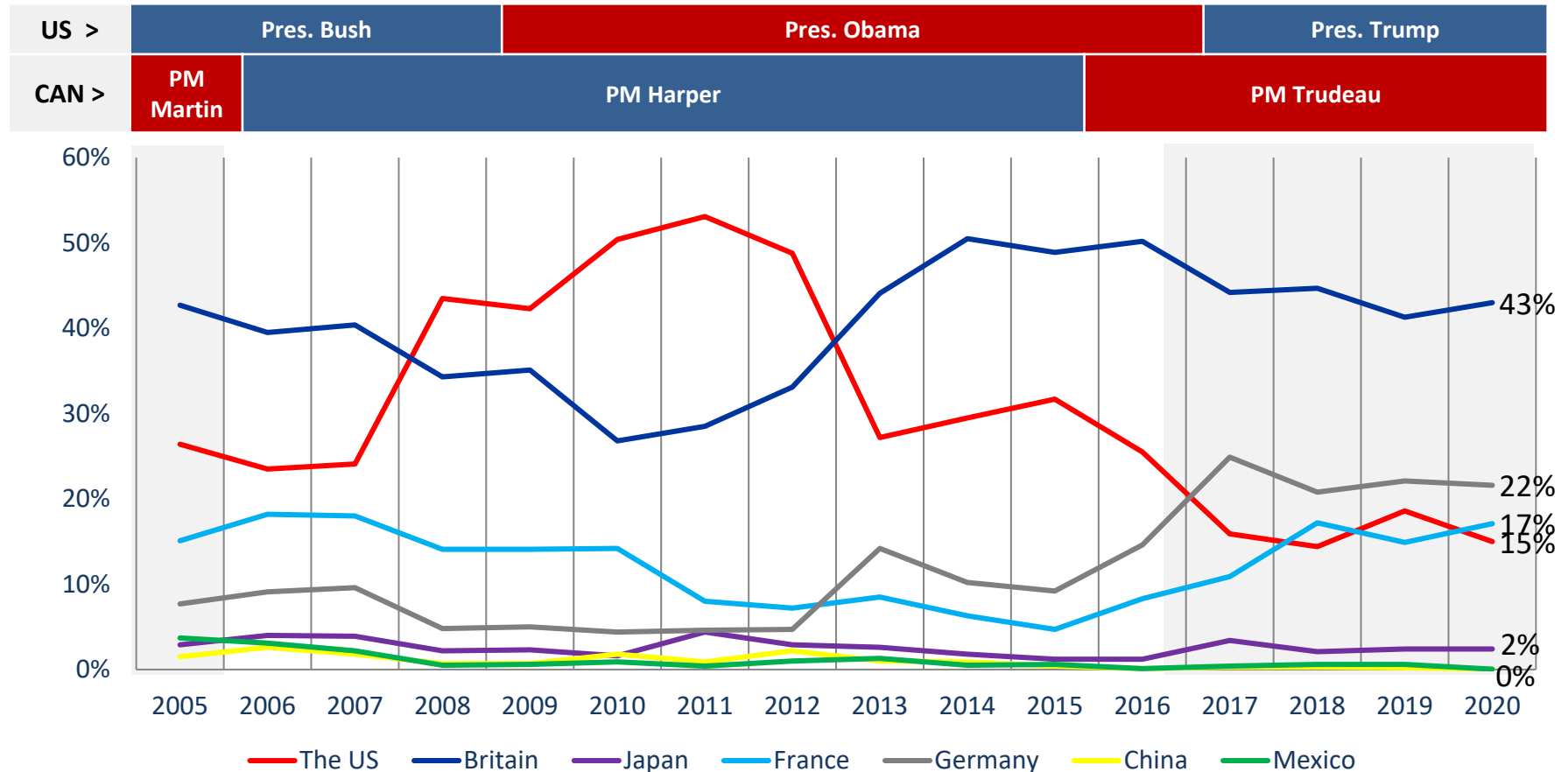
QUESTION – The US should follow its own interests, even if this leads to conflict with other nations. Do you strongly agree, agree, neither agree nor disagree, disagree, or strongly disagree?



Under the Obama administration, Canadians were much more likely to say the U.S. was the country closest to Canada on human rights. Over the course of the past decade that has dropped 35 points, with the U.S. now trailing the U.K., Germany and France.

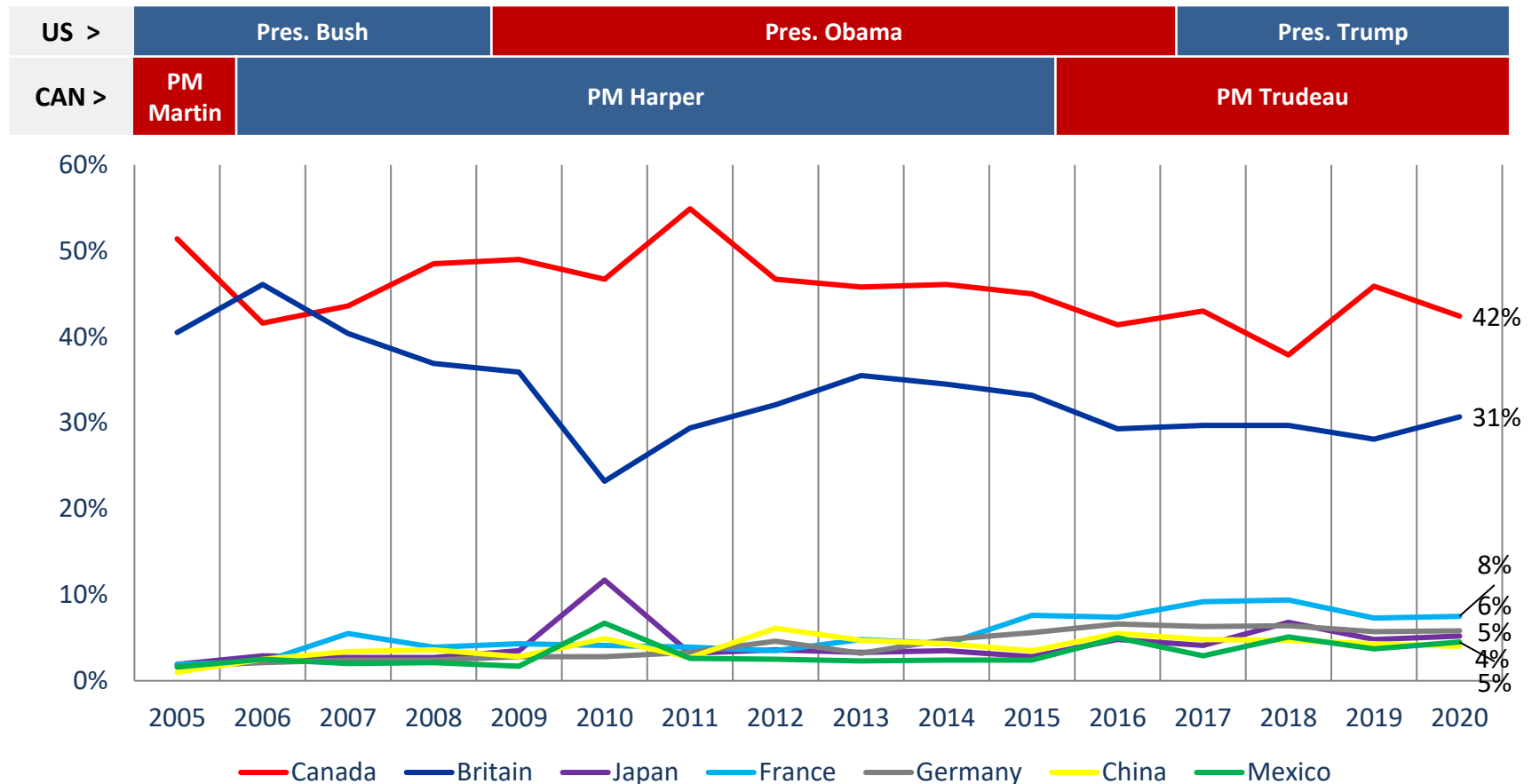


Canadians on human rights



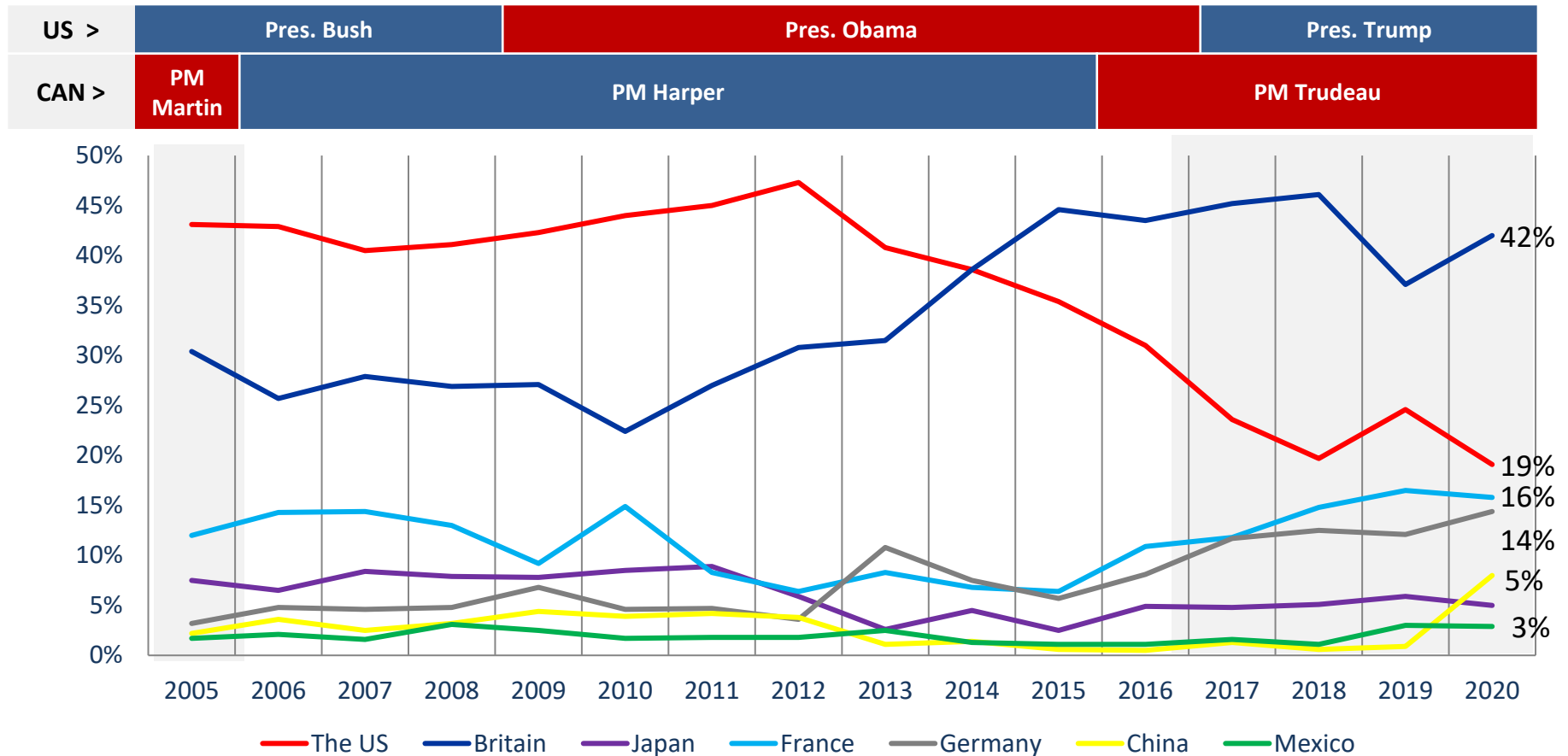
QUESTION – Thinking about Canada in relation with the countries below, could you please identify the first and second ranked countries that are closest with Canada in terms of human rights? [ROTATE] [FIRST RANKED]

Americans on human rights



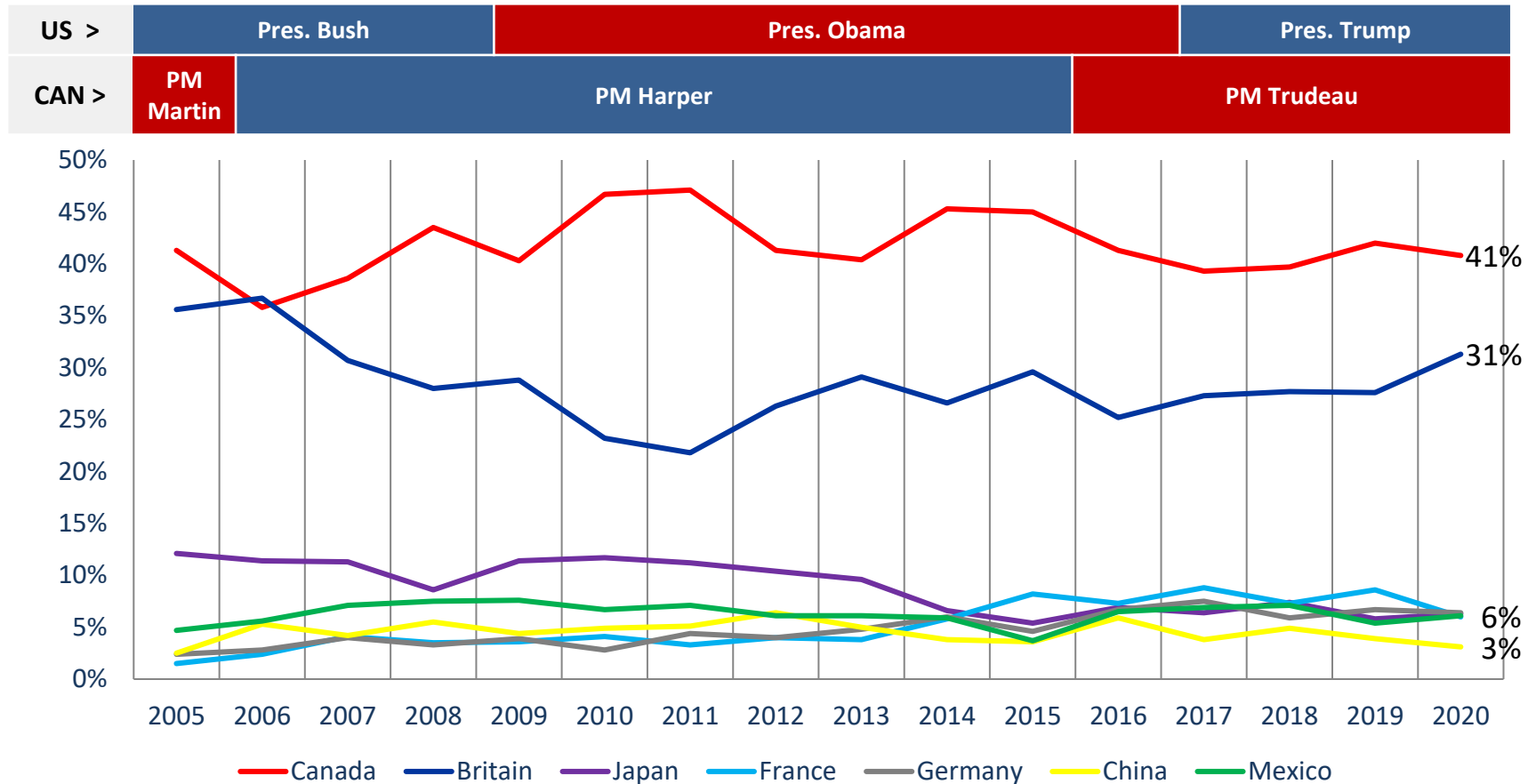
QUESTION – Thinking about the US in relation with the countries below, could you please identify the first and second ranked countries that are closest with the US in terms of human rights? [ROTATE][FIRST RANKED]

Canadians on family values



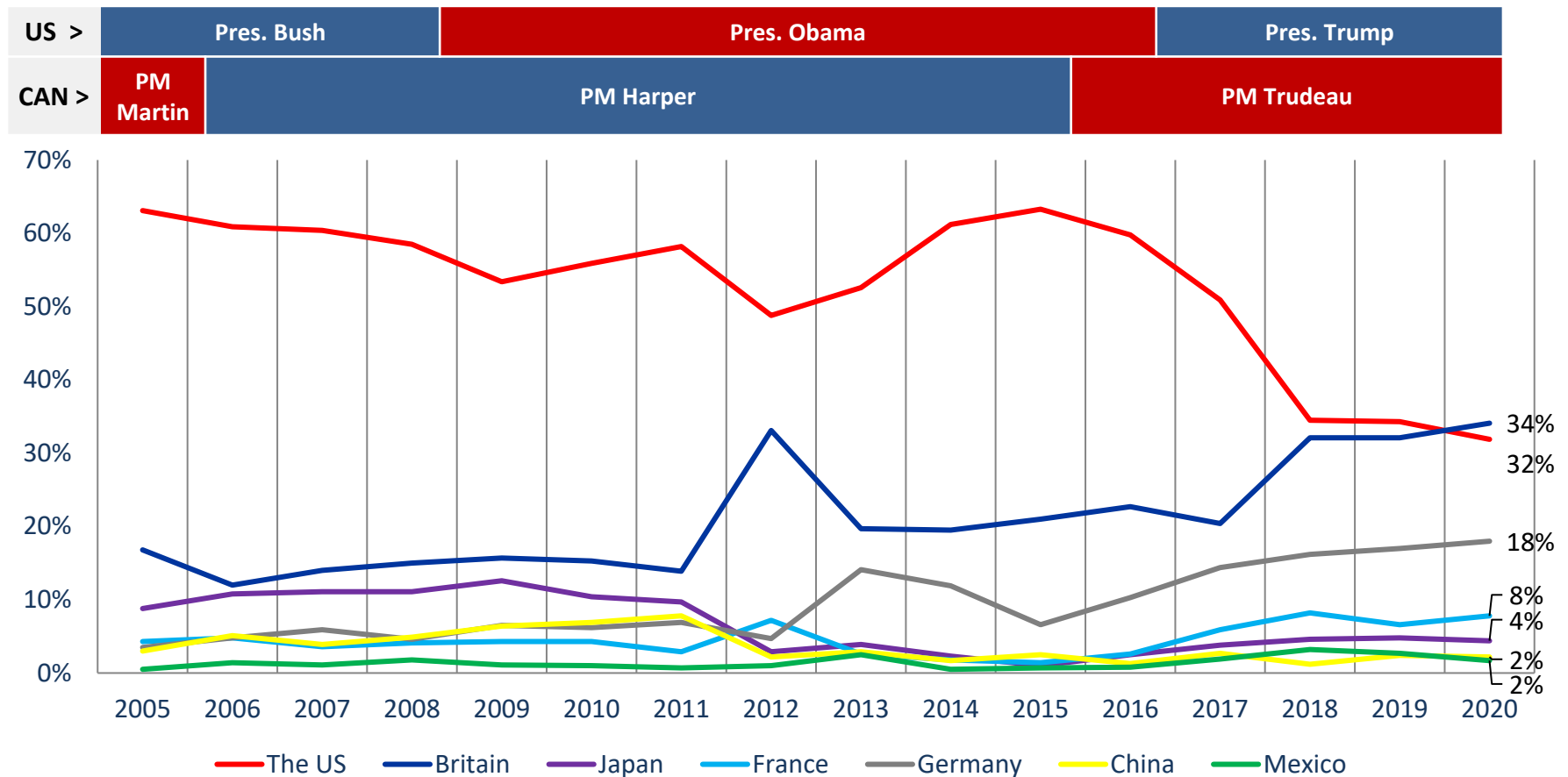
QUESTION – Thinking about Canada in relation with the countries below, could you please identify the first and second ranked countries that are closest with Canada in terms of family values? [ROTATE][FIRST RANKED]

Americans on family values



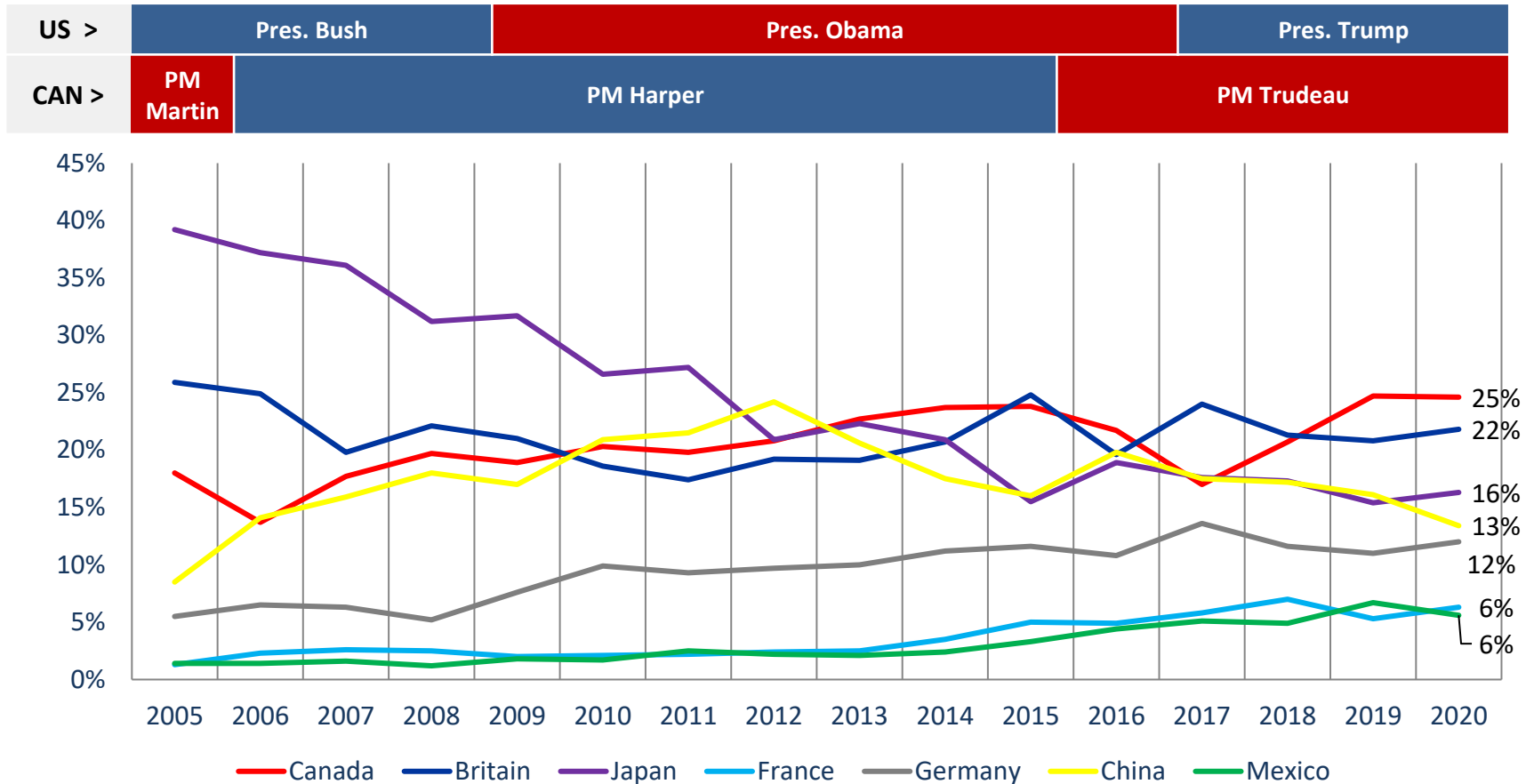
QUESTION – Thinking about the US in relation with the countries below, could you please identify the first and second ranked countries that are closest with the United States in terms of family values? [ROTATE] [FIRST RANKED]

Canadians on business values



QUESTION – Thinking about Canada in relation with the countries below, could you please identify the first and second ranked countries that are closest with Canada in terms of business values? [ROTATE][FIRST RANKED]

Americans on business values



QUESTION – Thinking about the US in relation with the countries below, could you please identify the first and second ranked countries that are closest with the United States in terms of business values? [ROTATE] [FIRST RANKED]

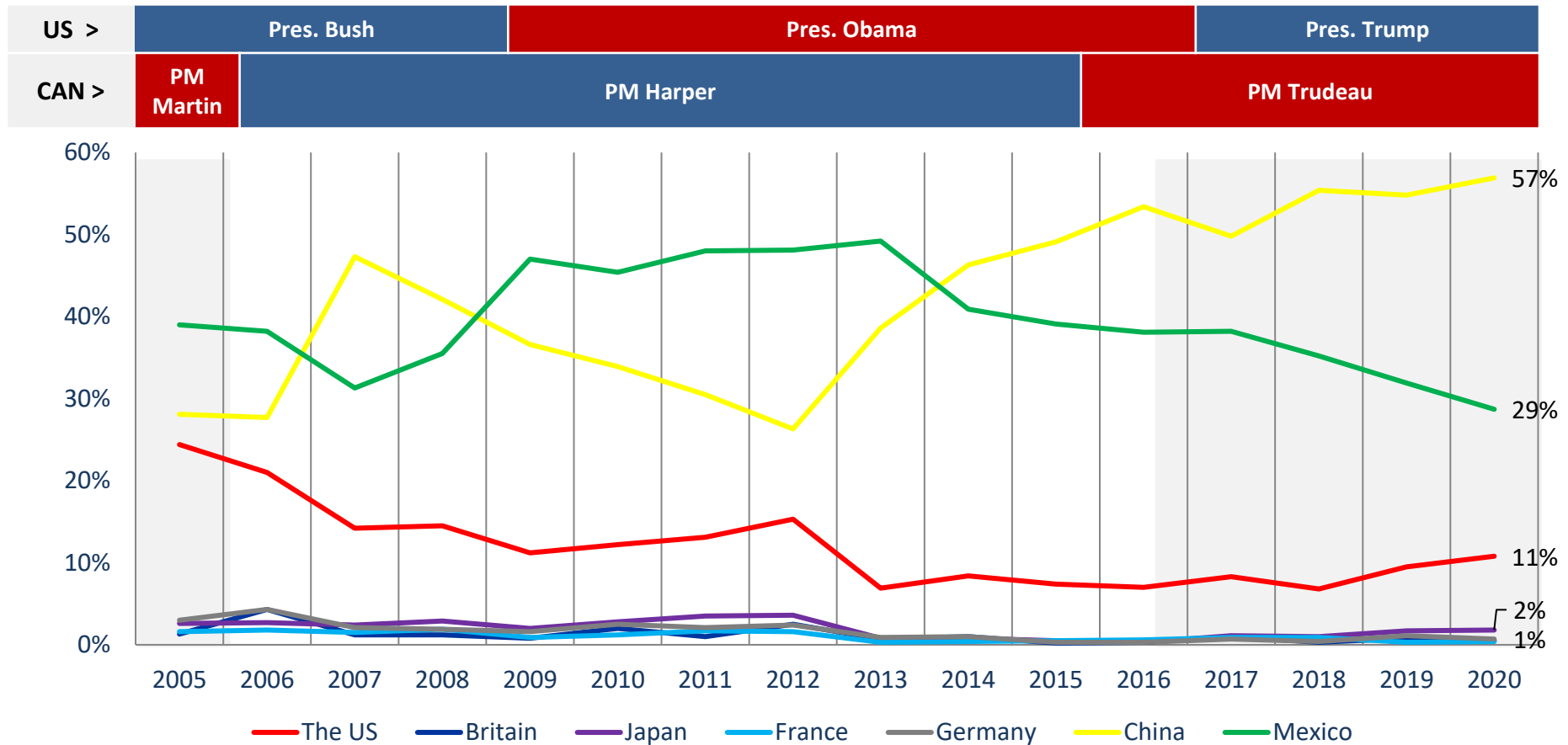


“

This year marks the first time that Americans felt Chinese visitors were more of a priority for questioning than Mexicans.

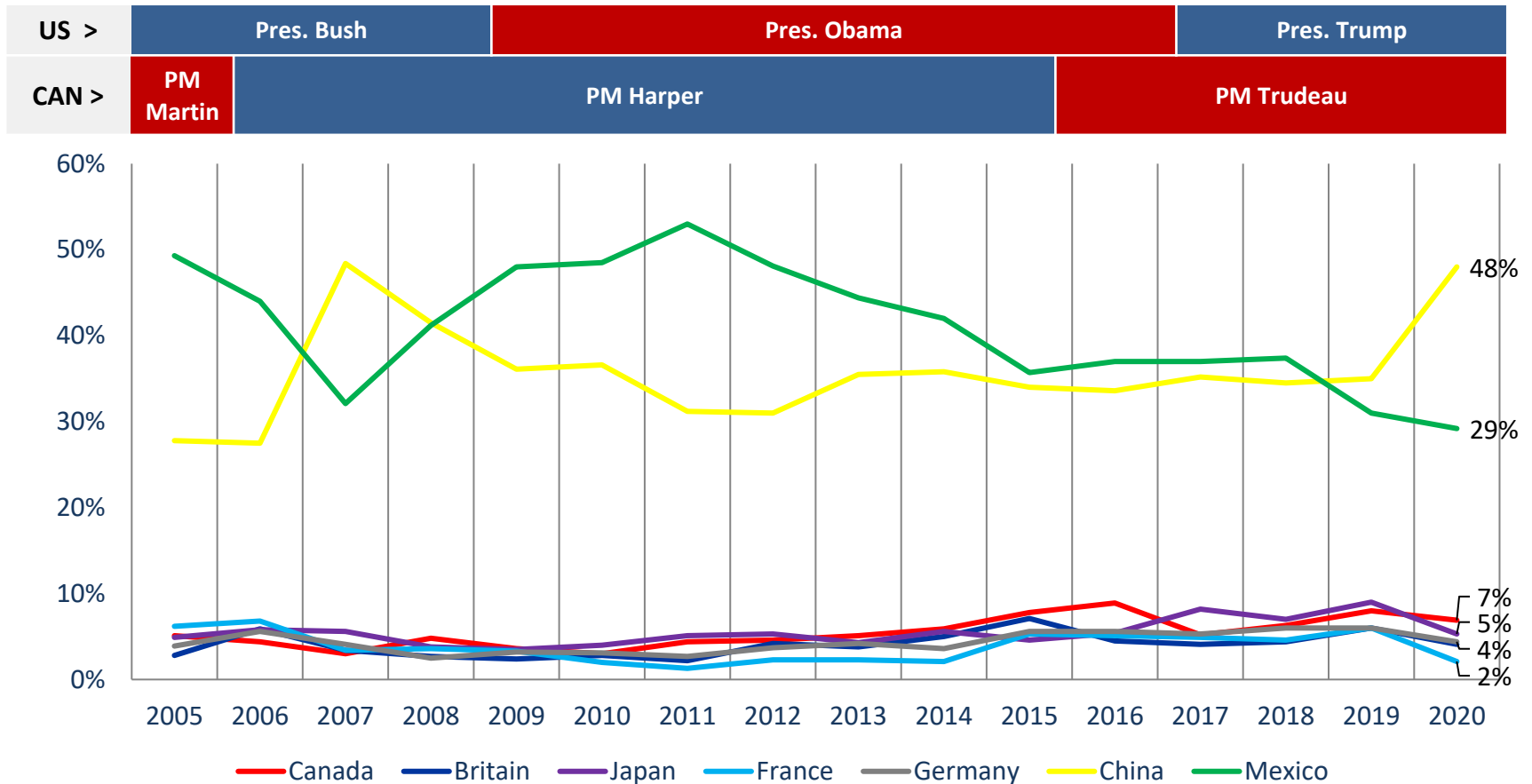
”

Canadians on inspecting goods



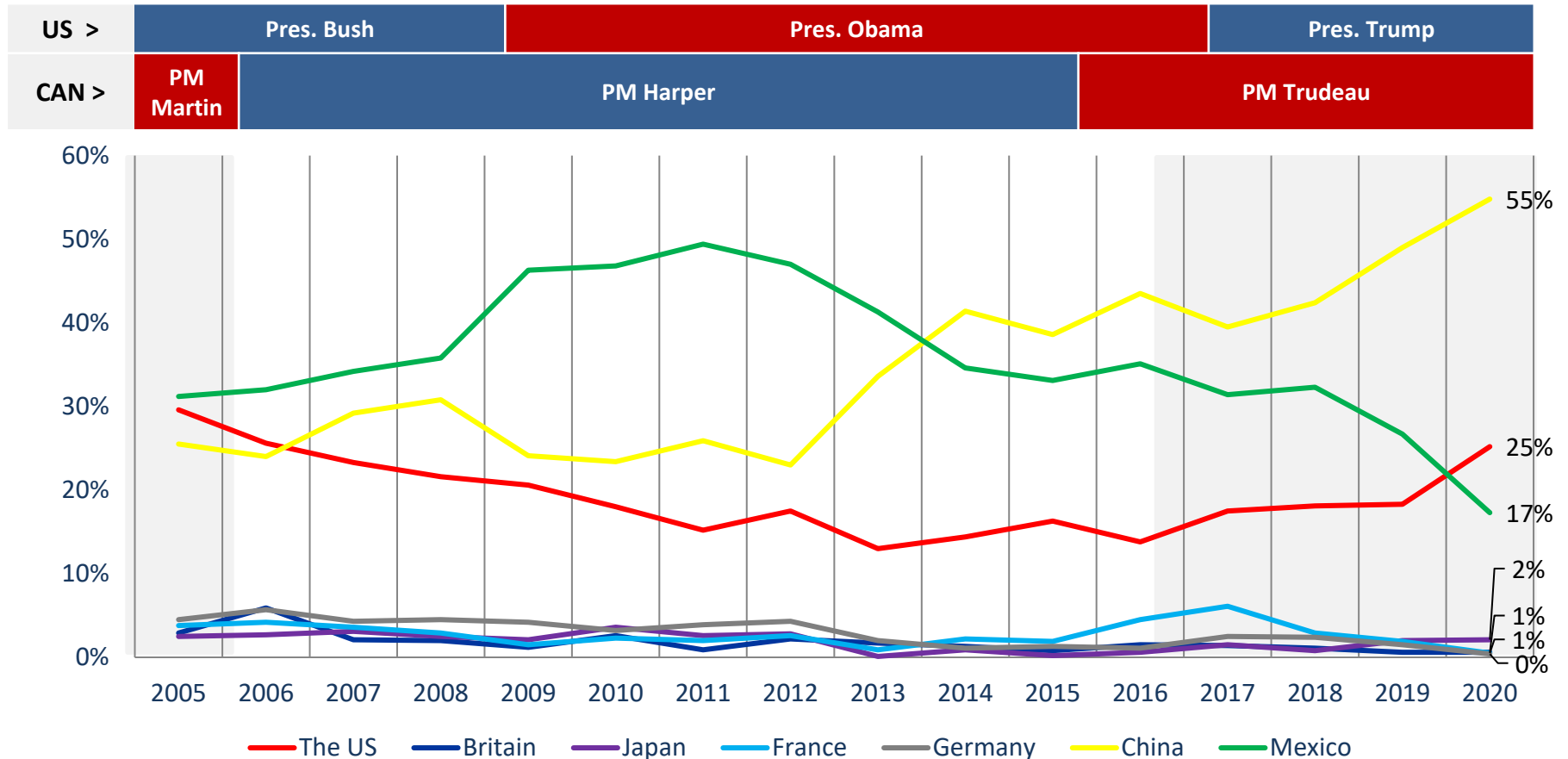
QUESTION – Thinking about when a package or a shipping container of goods enters Canada from one of the countries below, please rank the first and second country that Canadian customs officials should thoroughly inspect the shipment. [ROTATE][FIRST RANKED]

Americans on inspecting goods



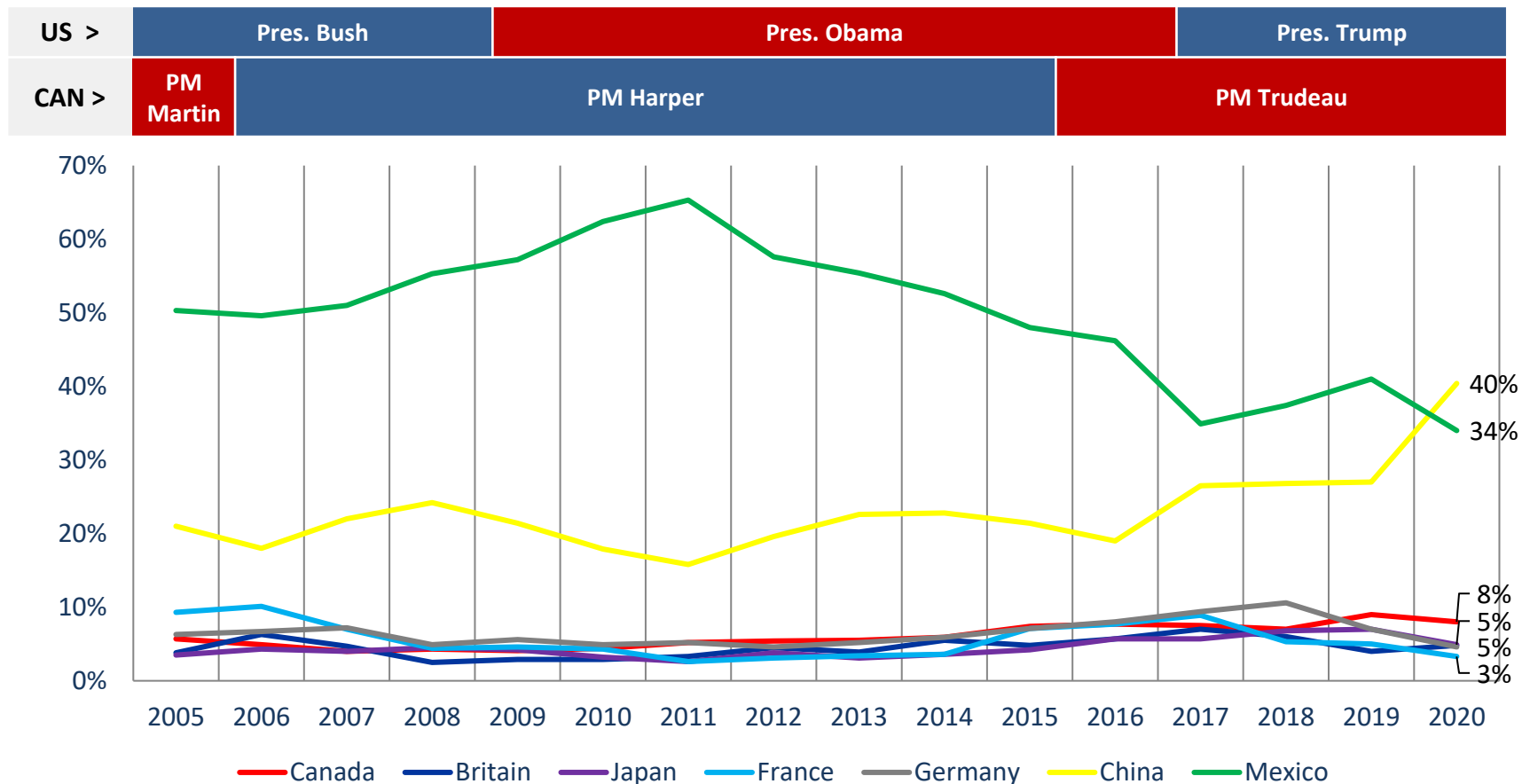
QUESTION – Thinking about when a package or a shipping container of goods enters the United States from one of the countries below, please rank the first and second country that American customs officials should thoroughly inspect the shipment. [ROTATE] [FIRST RANKED]

Canadians on questioning visitors



QUESTION – Thinking about when a visitor from one of the countries below arrives at the Canadian border, please rank the first and second country whose visitors Canadian customs officials should question most thoroughly. [ROTATE][FIRST RANKED]

Americans on questioning visitors



QUESTION – Thinking about when a visitor from one of the countries below arrives at the US border, please rank the first and second country whose visitors American customs officials should question most thoroughly. [ROTATE] [FIRST RANKED]

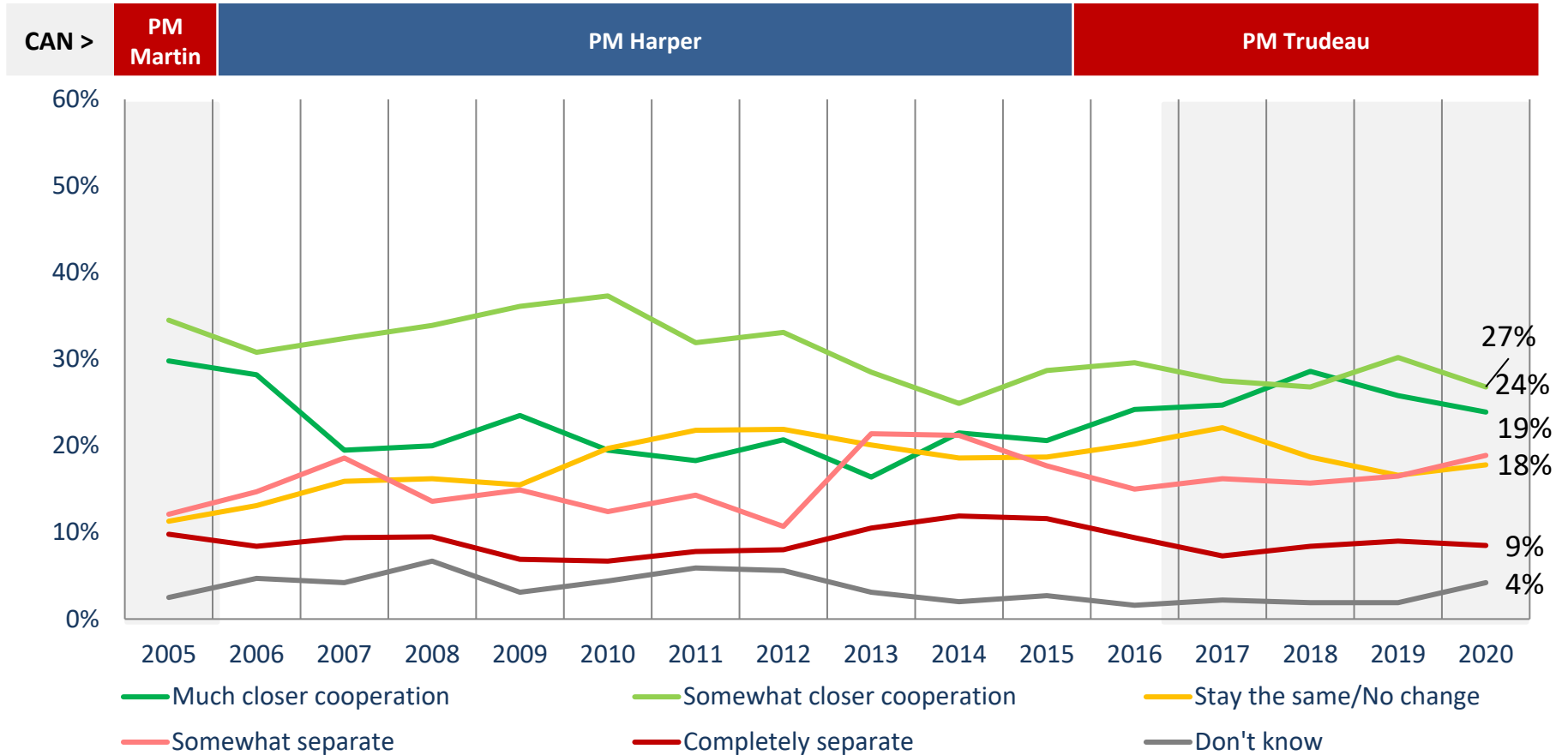
COOPERATION BETWEEN CANADA AND THE US

“

Among the most consistent views in both countries is the belief that Canada and the United States should work together to develop an integrated energy policy to reduce or eliminate our dependence on oil from the Middle East.

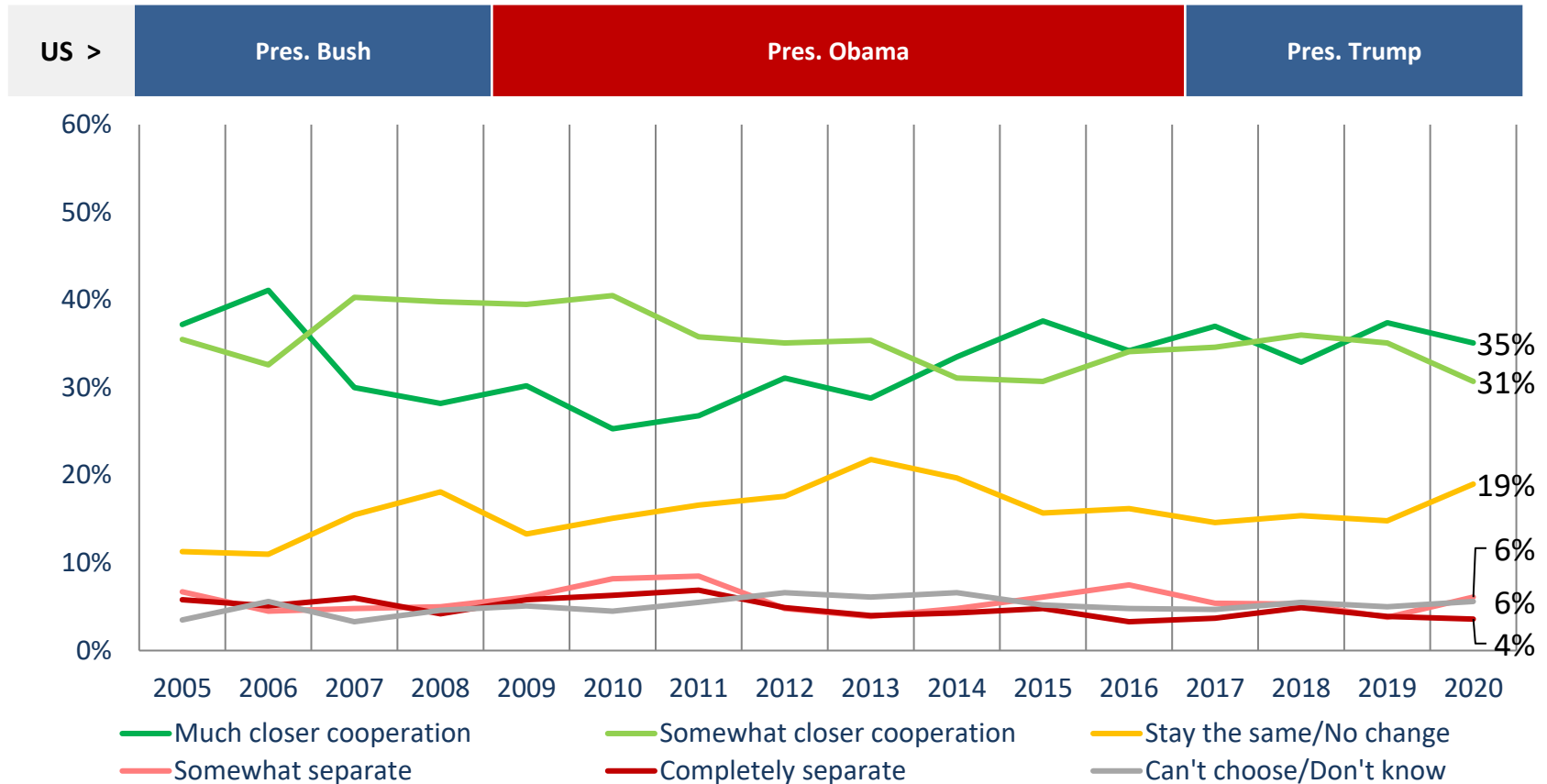
”

Canadians on national security



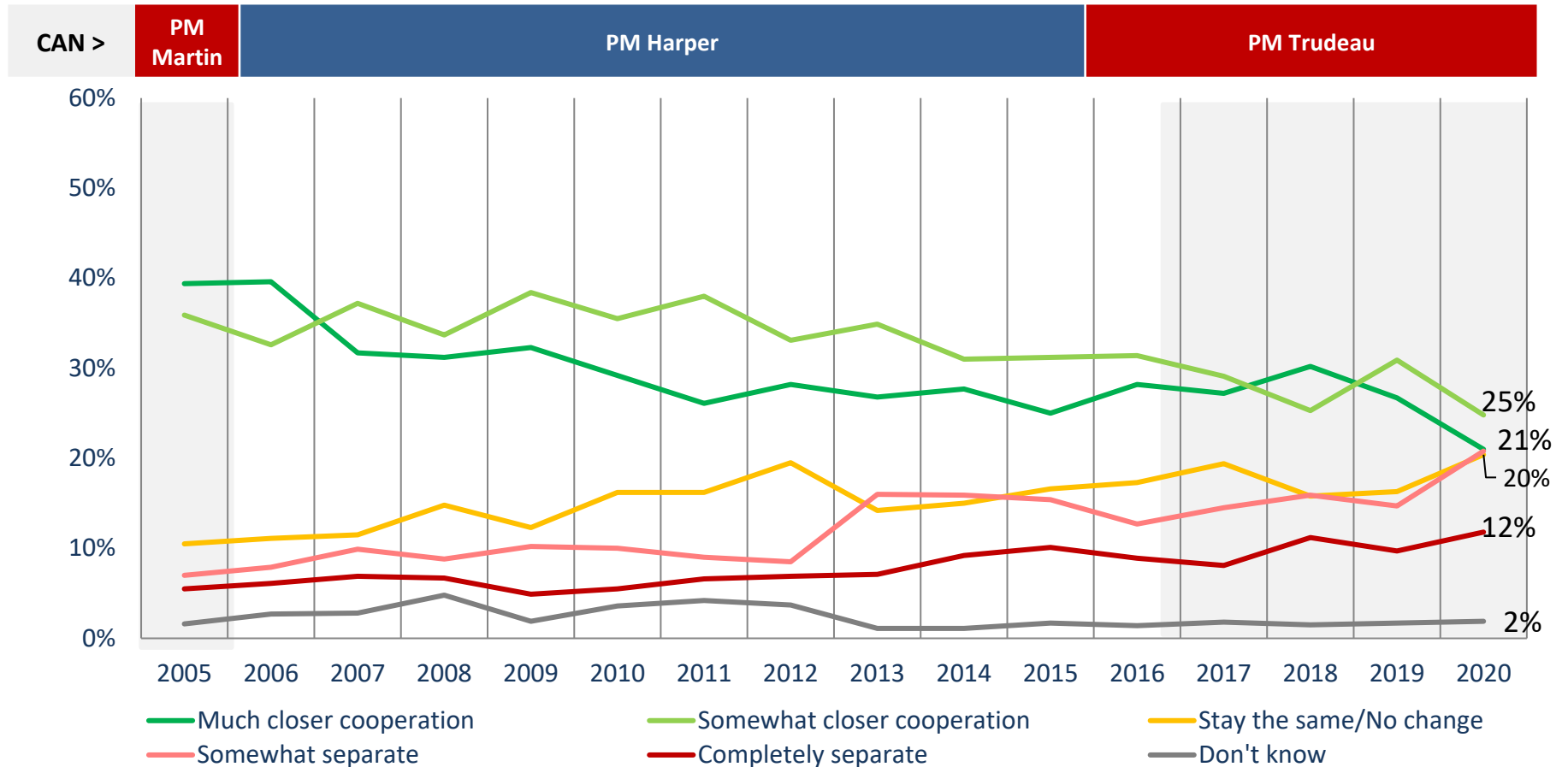
QUESTION – In terms of national security (i.e., NATO, the United Nations), should the United States and Canada be moving towards greater and closer cooperation or should they be maintaining separate national security policies and priorities?

Americans on national security



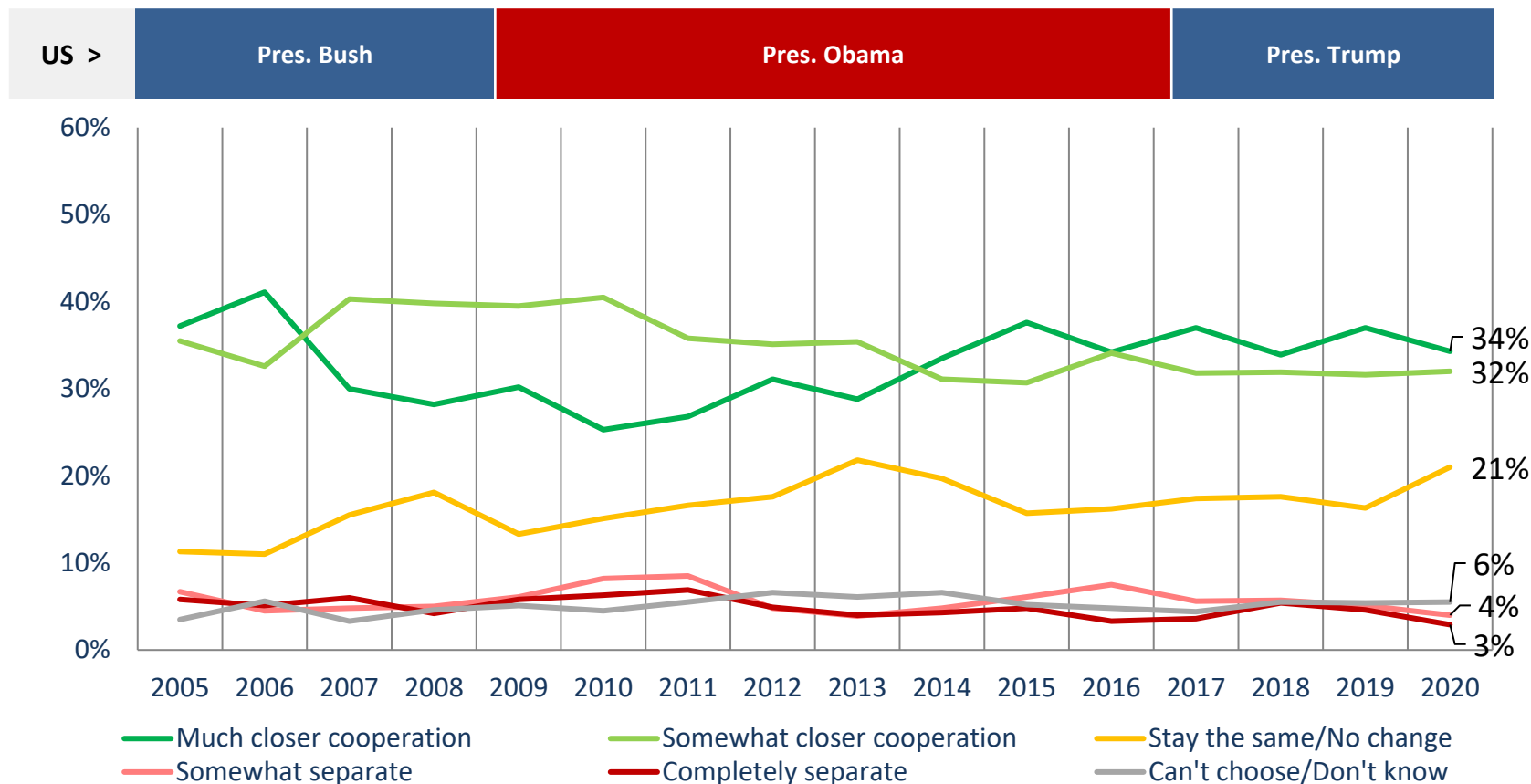
QUESTION – In terms of national security (i.e., NATO, the United Nations), should the United States and Canada be moving towards greater and closer cooperation or should they be maintaining separate national security policies and priorities?

Canadians on border security



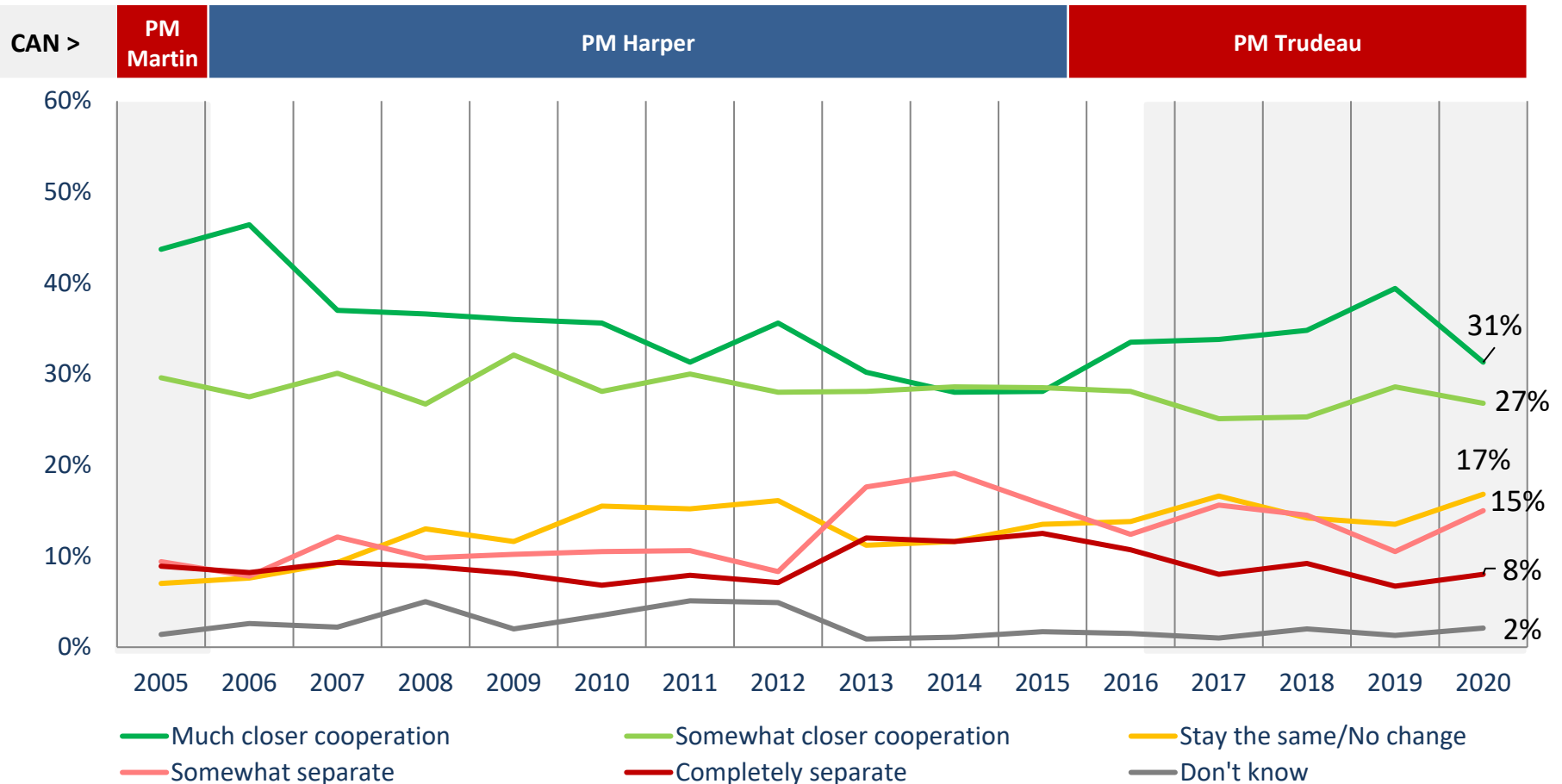
QUESTION – In terms of border security, should the United States and Canada be moving towards greater and closer cooperation or should they be maintaining more separate policies and priorities?

Americans on border security



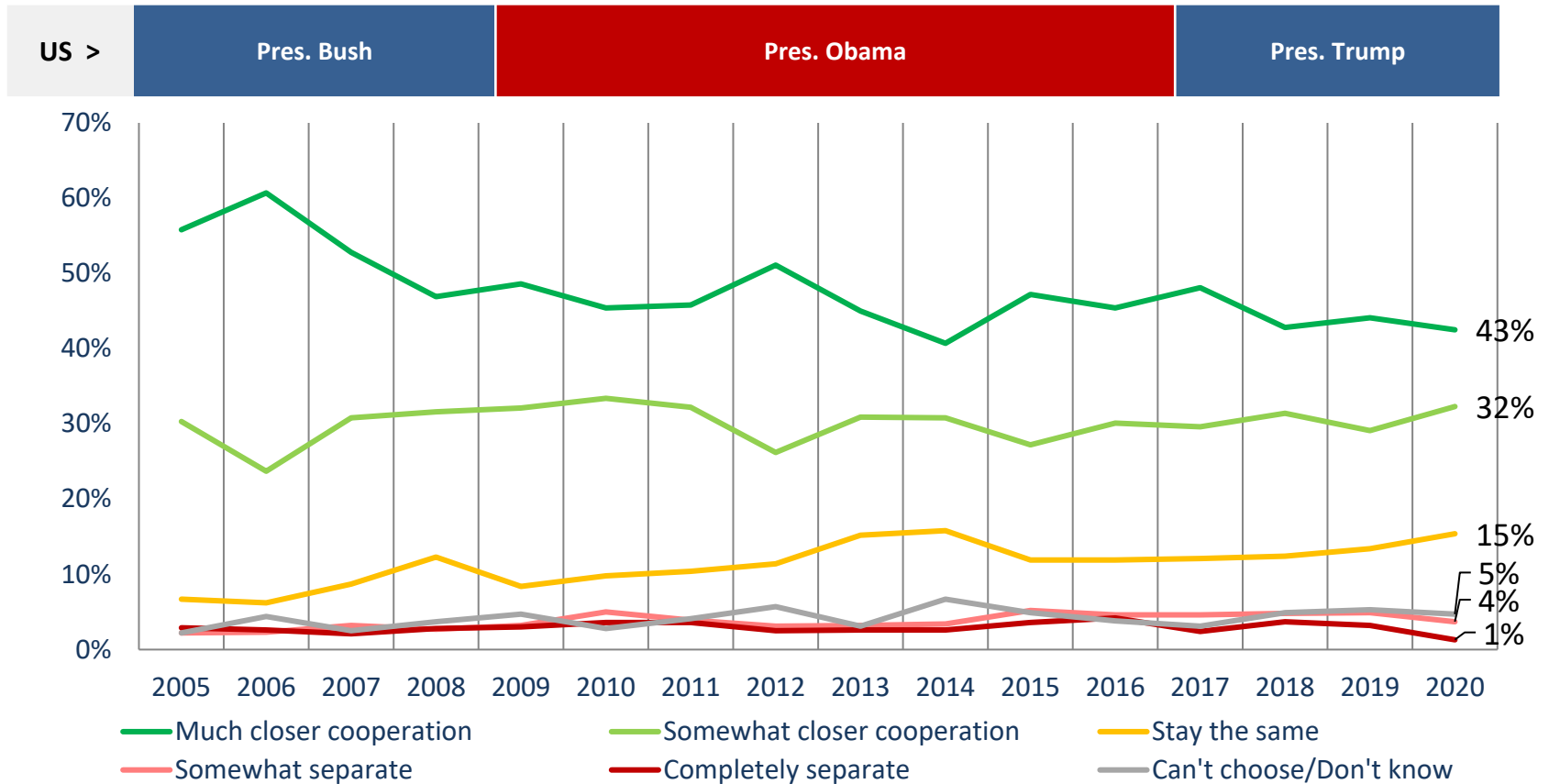
QUESTION – In terms of border security, should the United States and Canada be moving towards greater and closer cooperation or should they be maintaining more separate policies and priorities?

Canadians on anti-terrorism



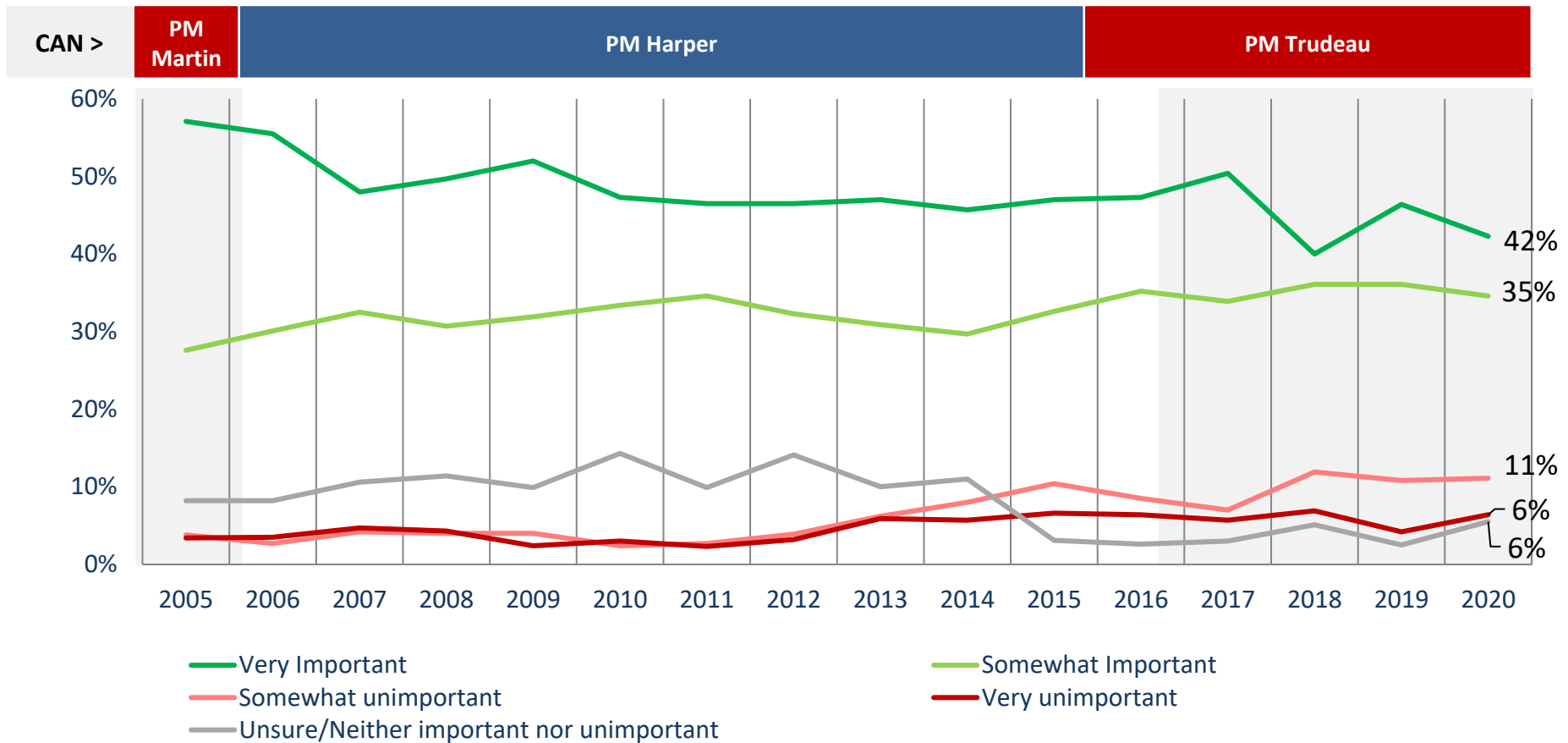
QUESTION – In terms of anti-terrorism measures, should the United States and Canada be moving towards greater and closer cooperation or should they be maintaining more separate policies and priorities?

Americans on anti-terrorism



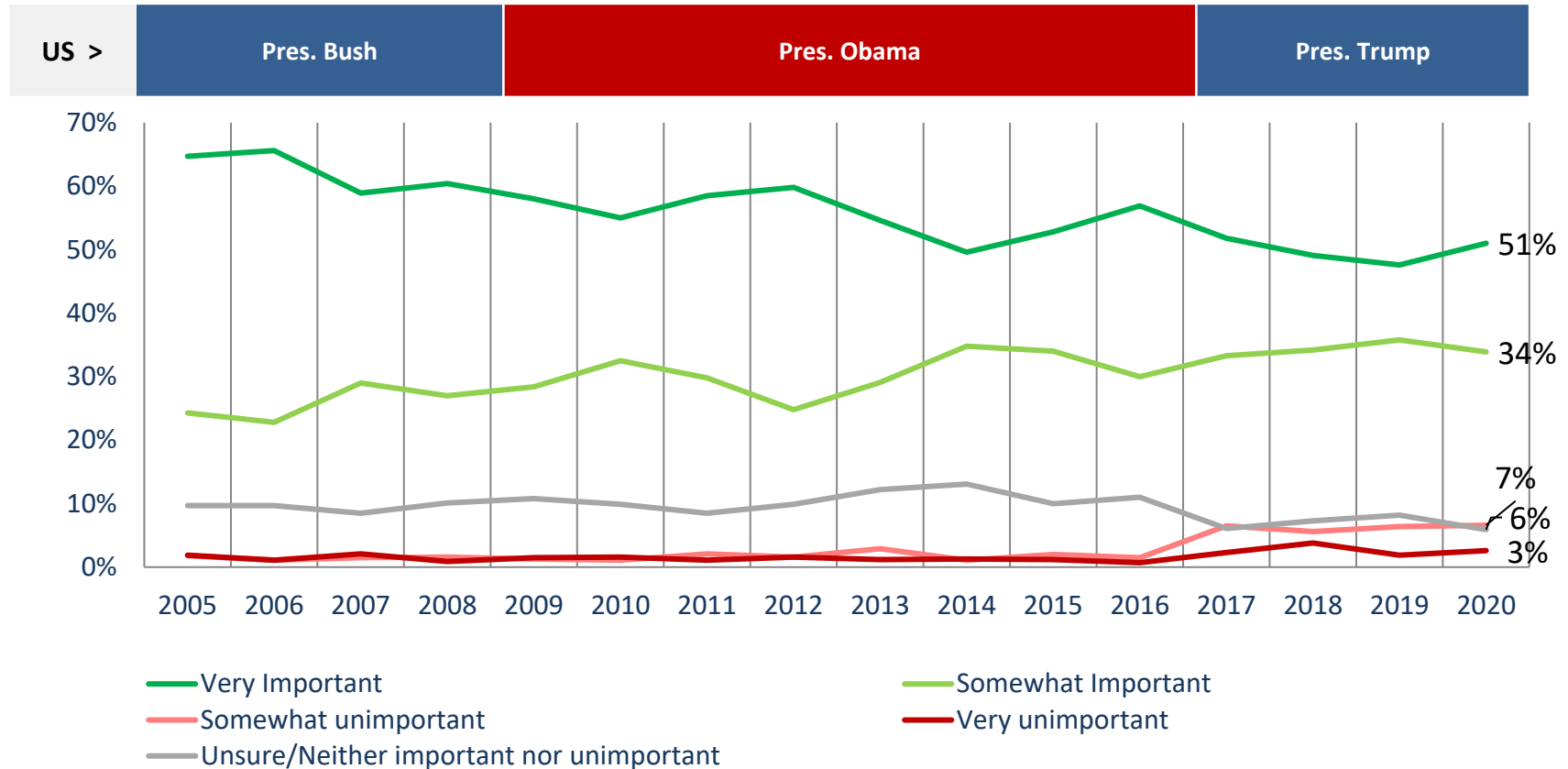
QUESTION – In terms of anti-terrorism measures, should the United States and Canada be moving towards greater and closer cooperation or should they be maintaining more separate policies and priorities?

Canadians on developing an energy policy



QUESTION – In your opinion, how important or unimportant is it for the United States and Canada to work together to develop an integrated energy policy to remove any dependence on Middle East oil? Is it very important, somewhat important, somewhat unimportant or very unimportant?

Americans on developing an energy policy



QUESTION – In your opinion, how important or unimportant is it for the United States and Canada to work together to develop an integrated energy policy to remove any dependence on Middle East oil? Is it very important, somewhat important, somewhat unimportant or very unimportant?



The Nanos North American Monitor is conducted by the Nanos Research Corporation, which is headquartered in Canada and operates both in Canada and the United States. Parallel questions on bi-national issues are tracked by means of a hybrid telephone and online random sample of Canadians in the month of June, and a random representative online sample of Americans conducted in the month of July.

A Nanos RDD dual frame (land- and cell-lines) hybrid telephone and online random survey of 1,039 Canadians was conducted between August 31st and September 3rd, 2020 as part of an omnibus survey. Participants were randomly recruited by telephone using live agents and administered a survey online. The sample included both land- and cell-lines across Canada. The results were statistically checked and weighted using the latest Census data. The margin of error for a random survey of 1,039 Canadians is ± 3.1 percentage points, 19 times out of 20.

Nanos conducted an online random survey of 1,023 Americans, 18 years of age or older, on August 29th, 2020. Statistically checked and weighted using the latest Census results to be representative of the American population. The US study was a representative non-probability survey weighted to reflect the US population

TECHNICAL NOTE - Canada

Element	Description
Research sponsor	University of Buffalo
Population and Final Sample Size	1,039 Randomly selected individuals.
Source of Sample	Nanos Hybrid Probability Panel
Type of Sample	Probability
Margin of Error	±3.1 percentage points, 19 times out of 20.
Mode of Survey	RDD dual frame (land- and cell-lines) hybrid telephone and online omnibus survey
Sampling Method Base	The sample included both land- and cell-lines RDD (Random Digit Dialed) across Canada.
Demographics (Captured)	Atlantic Canada, Quebec, Ontario, Prairies, British Columbia; Men and Women; 18 years and older. Six digit postal code was used to validate geography.
Fieldwork/Validation	Individuals were recruited using live interviews with live supervision to validate work, the research questions were administered online
Number of Calls	Maximum of five call backs to those recruited.
Time of Calls	Individuals recruited were called between 12-5:30 pm and 6:30-9:30pm local time for the respondent.
Field Dates	August 31 st to September 3 rd , 2020
Language of Survey	The survey was conducted in both English and French.
Standards	Nanos Research is a member of the Canadian Research Insights Council (CRIC) and confirms that this research fully complies with all CRIC Standards including the CRIC Public Opinion Research Standards and Disclosure Requirements. https://canadianresearchinsightscouncil.ca/standards/

Element	Description
Weighting of Data	The results were weighted by age and gender using the latest Census information (2016) and the sample is geographically stratified to ensure a distribution across all regions of Canada. See tables for full weighting disclosure
Screening	Screening ensured potential respondents did not work in the market research industry, in the advertising industry, in the media or a political party prior to administering the survey to ensure the integrity of the data.
Excluded Demographics	Individuals younger than 18 years old; individuals without land or cell lines, and individuals without internet access could not participate.
Stratification	By age and gender using the latest Census information (2016) and the sample is geographically stratified to be representative of Canada. Smaller areas such as Atlantic Canada were marginally oversampled to allow for a minimum regional sample.
Estimated Response Rate	Thirteen percent, consistent with industry norms.
Question Order	Question order in the preceding report reflects the order in which they appeared in the original questionnaire.
Question Content	Topics on the omnibus ahead of the survey content included: views on political issues and views on economic issues.
Question Wording	The questions in the preceding report are written exactly as they were asked to individuals.
Research/Data Collection Supplier	Nanos Research
Contact	Contact Nanos Research for more information or with any concerns or questions. http://www.nanos.co Telephone:(613) 234-4666 ext. 237 Email: info@nanosresearch.com .



As one of North America's premier market and public opinion research firms, we put strategic intelligence into the hands of decision makers. The majority of our work is for private sector and public facing organizations and ranges from market studies, managing reputation through to leveraging data intelligence. Nanos Research offers a vertically integrated full service quantitative and qualitative research practice to attain the highest standards and the greatest control over the research process.

www.nanos.co



A public relations consultancy for executives and organizations with images to create, issues to manage, relationships to build, and reputations to protect in a digitally disrupted era. We serve senior leaders with PR counsel that is both strategic and social, informed by a deep understanding of analytics, content, communities, media, sustainability and technology. www.signaleadership.com

nanos dimap analytika



This international joint venture between [dimap](http://www.dimap.com) and [Nanos](http://www.nanos.co) brings together top research and data experts from North American and Europe to deliver exceptional data intelligence to clients. The team offers data intelligence services ranging from demographic and sentiment microtargeting; consumer sentiment identification and decision conversion; and, data analytics and profiling for consumer persuasion.

www.nanosdimap.com

NANOS RUTHERFORD McKAY & Co.

NRM is an affiliate of Nanos Research and Rutherford McKay Associates. Our service offerings are based on decades of professional experience and extensive research and include public acceptance and engagement, communications audits, and narrative development. www.nrmpublicaffairs.com

TABULATIONS





			Region					Gender		Age					
			Canada 2020-09	Atlantic	Quebec	Ontario	Prairies	British Columbia	Male	Female	18 to 29	30 to 39	40 to 49	50 to 59	60 plus
Question - Canada should follow its own interests, even if this leads to conflict with other nations. Do you strongly agree, agree, neither agree nor disagree, disagree, or strongly disagree?	Total	Unwgt N	1039	104	253	314	212	156	556	483	170	146	154	226	343
		Wgt N	1000	67	233	384	183	133	490	510	195	161	140	215	290
	Strongly Agree	%	24.4	22.9	21.7	24.9	23.8	29.3	29.0	19.9	27.7	15.0	28.4	25.7	24.4
	Agree	%	44.7	42.7	37.4	49.2	47.9	41.4	44.3	45.1	46.5	46.6	44.5	47.7	40.4
	Neither agree nor disagree	%	18.6	17.1	25.1	15.2	17.9	18.7	16.2	20.9	16.0	21.9	16.0	16.3	21.5
	Disagree	%	7.1	7.9	8.5	6.6	7.3	5.2	7.4	6.7	5.1	11.7	7.5	4.6	7.5
	Strongly disagree	%	1.2	0.8	2.5	0.3	1.9	1.2	0.6	1.9	2.0	0.5	2.3	1.1	0.8
	Can't choose /don't know	%	4.0	8.7	4.9	3.8	1.2	4.3	2.5	5.4	2.7	4.3	1.2	4.6	5.4

Thinking about Canada in relation with the countries below, could you please identify the first and second ranked countries that are closest with Canada in terms of human rights? [RANDOMIZE]

			Region						Gender			Age			
			Canada 2020-09	Atlantic	Quebec	Ontario	Prairies	British Columbia	Male	Female	18 to 29	30 to 39	40 to 49	50 to 59	60 plus
Question - Rank 1	Total	Unwgt N	1039	104	253	314	212	156	556	483	170	146	154	226	343
		Wgt N	1000	67	233	384	183	133	490	510	195	161	140	215	290
	The US	%	14.5	14.2	8.7	15.8	22.4	9.9	16.3	12.7	15.2	16.4	11.7	13.8	14.7
	Britain	%	43.4	55.4	31.8	44.9	48.6	46.3	40.8	45.9	38.9	44.7	41.6	48.0	43.2
	Japan	%	2.4	0.8	1.8	2.6	3.8	2.1	2.7	2.2	2.6	0.3	2.7	3.3	2.7
	France	%	17.1	10.8	35.1	13.6	7.6	11.9	14.9	19.2	17.1	14.4	19.2	14.3	19.7
	Germany	%	21.6	17.7	21.7	22.2	16.5	28.5	23.9	19.3	24.4	22.1	23.1	20.2	19.6
	China	%	0.5	1.0	0.4	0.3	0.7	0.6	0.7	0.3	0.7	1.2	0.8	0.4	0.0
	Mexico	%	0.5	0.0	0.3	0.7	0.4	0.7	0.7	0.3	1.1	0.8	1.0	0.0	0.0



Thinking about Canada in relation with the countries below, could you please identify the first and second ranked countries that are closest with Canada in terms of human rights? [RANDOMIZE]

			Region						Gender		Age				
			Canada 2020-09	Atlantic	Quebec	Ontario	Prairies	British Columbia	Male	Female	18 to 29	30 to 39	40 to 49	50 to 59	60 plus
Question - Rank 2	Total	Unwgt N	1003	99	244	309	204	147	543	460	168	138	151	217	329
		Wgt N	966	64	223	378	176	125	479	487	193	152	137	207	277
	The US	%	13.3	14.2	10.3	12.5	17.1	15.4	14.1	12.6	13.2	14.4	16.2	13.7	11.2
	Britain	%	35.6	31.4	30.6	39.3	39.8	29.8	36.2	35.0	37.2	35.9	32.8	34.1	36.9
	Japan	%	3.8	5.0	3.1	3.3	4.4	5.5	5.1	2.6	3.5	5.8	2.7	1.9	5.0
	France	%	20.7	18.9	30.8	17.9	14.4	21.3	19.4	22.1	19.5	24.2	23.3	21.5	17.9
	Germany	%	25.2	29.5	23.9	25.7	23.4	26.7	23.4	27.0	24.7	18.8	22.8	27.6	28.6
	China	%	0.7	1.0	0.3	1.0	1.0	0.0	0.9	0.5	0.7	0.8	0.9	0.8	0.5
	Mexico	%	0.5	0.0	0.9	0.3	0.0	1.3	0.8	0.2	1.2	0.0	1.4	0.4	0.0

Thinking about Canada in relation with the countries below, could you please identify the first and second ranked countries that are closest with Canada in terms of family values? [RANDOMIZE]

			Region						Gender		Age				
			Canada 2020-09	Atlantic	Quebec	Ontario	Prairies	British Columbia	Male	Female	18 to 29	30 to 39	40 to 49	50 to 59	60 plus
Question- Rank 1	Total	Unwgt N	1039	104	253	314	212	156	556	483	170	146	154	226	343
		Wgt N	1000	67	233	384	183	133	490	510	195	161	140	215	290
	The US	%	19.1	15.1	19.0	17.5	25.3	17.2	19.8	18.4	21.6	22.5	18.4	18.0	16.6
	Britain	%	42.0	44.5	30.4	45.8	43.6	47.6	42.4	41.5	45.9	40.8	36.7	44.7	40.5
	Japan	%	5.0	7.0	6.9	4.6	2.4	4.9	5.3	4.6	4.1	2.8	3.7	7.2	5.7
	France	%	15.8	12.6	31.1	14.4	5.8	8.5	15.5	16.2	12.6	13.7	17.3	12.1	21.3
	Germany	%	14.4	19.9	9.2	14.6	17.9	15.3	13.6	15.2	11.8	16.4	17.4	14.3	13.6
	China	%	0.8	0.0	0.7	0.6	0.7	2.1	1.7	0.0	1.8	0.8	0.6	0.9	0.2
	Mexico	%	2.9	0.9	2.6	2.4	4.2	4.4	1.7	4.1	2.1	3.0	5.9	2.8	2.1



Thinking about Canada in relation with the countries below, could you please identify the first and second ranked countries that are closest with Canada in terms of family values? [RANDOMIZE]

			Region					Gender				Age			
			Canada 2020-09	Atlantic	Quebec	Ontario	Prairies	British Columbia	Male	Female	18 to 29	30 to 39	40 to 49	50 to 59	60 plus
Question- Rank 2	Total	Unwgt N	989	98	239	301	205	146	535	454	165	138	143	216	327
		Wgt N	952	63	219	368	177	125	471	480	189	152	130	205	275
	The US	%	19.4	17.7	18.8	21.0	19.7	16.6	21.2	17.7	17.9	19.3	22.2	21.1	18.0
	Britain	%	34.0	44.7	25.3	35.7	40.3	29.8	33.7	34.3	34.1	34.0	28.8	34.9	35.7
	Japan	%	5.7	1.1	5.3	3.5	7.7	12.7	5.8	5.7	5.1	5.8	3.4	5.9	7.2
	France	%	20.9	20.2	29.6	20.0	16.1	15.4	19.8	21.9	21.4	18.5	22.8	20.0	21.5
	Germany	%	16.5	15.5	16.4	16.4	14.9	19.4	15.9	17.0	19.3	19.3	17.7	12.8	15.1
	China	%	1.2	0.0	1.2	2.0	0.2	1.3	1.2	1.3	0.7	0.8	3.4	1.2	0.9
	Mexico	%	2.2	0.8	3.5	1.4	1.1	4.9	2.4	2.1	1.5	2.3	1.7	4.1	1.6

Thinking about Canada in relation with the countries below, could you please identify the first and second ranked countries that are closest with Canada in terms of business values? [RANDOMIZE]

			Region						Gender		Age				
			Canada 2020-09	Atlantic	Quebec	Ontario	Prairies	British Columbia	Male	Female	18 to 29	30 to 39	40 to 49	50 to 59	60 plus
Question- Rank 1	Total	Unwgt N	1039	104	253	314	212	156	556	483	170	146	154	226	343
		Wgt N	1000	67	233	384	183	133	490	510	195	161	140	215	290
	The US	%	31.9	13.4	35.4	32.9	31.7	32.5	38.7	25.3	33.7	31.9	29.2	28.6	34.4
	Britain	%	34.1	44.1	21.5	37.2	40.3	34.2	31.5	36.7	36.9	32.4	30.8	39.8	30.6
	Japan	%	4.4	2.9	5.5	4.4	3.5	4.0	3.2	5.5	2.7	3.8	8.2	3.7	4.4
	France	%	7.8	9.5	12.9	6.6	4.6	5.7	5.2	10.2	8.1	6.6	10.1	6.2	8.2
	Germany	%	18.0	27.0	19.4	15.2	16.4	21.5	17.8	18.3	15.2	20.9	19.4	15.4	19.7
	China	%	2.2	2.1	3.0	1.3	3.1	2.1	2.2	2.1	2.7	1.2	0.5	3.5	2.1
	Mexico	%	1.7	0.9	2.3	2.6	0.4	0.0	1.4	1.9	0.7	3.1	1.9	2.7	0.6



Thinking about Canada in relation with the countries below, could you please identify the first and second ranked countries that are closest with Canada in terms of business values? [RANDOMIZE]

			Region					Gender			Age				
			Canada 2020-09	Atlantic	Quebec	Ontario	Prairies	British Columbia	Male	Female	18 to 29	30 to 39	40 to 49	50 to 59	60 plus
Question- Rank 2	Total	Unwgt N	967	100	238	295	195	139	528	439	162	135	142	208	320
		Wgt N	929	64	218	362	168	118	465	464	186	149	129	197	268
	The US	%	23.4	19.6	22.8	24.6	27.1	17.3	23.2	23.5	22.7	24.5	22.3	28.3	20.0
	Britain	%	33.1	32.6	30.1	32.5	38.0	34.0	35.5	30.7	34.7	35.2	32.9	29.6	33.6
	Japan	%	7.3	7.8	5.7	9.6	3.8	8.0	7.5	7.1	8.0	8.9	5.8	4.9	8.5
	France	%	10.3	10.9	14.3	9.7	6.4	9.6	9.4	11.1	9.6	10.9	9.8	12.1	9.3
	Germany	%	20.8	26.2	19.3	18.8	20.6	26.9	19.7	21.8	17.4	17.8	24.6	19.7	23.7
	China	%	1.4	0.0	1.9	1.0	2.6	0.6	0.8	2.0	2.1	0.0	2.6	1.6	0.9
	Mexico	%	3.8	3.0	5.9	3.8	1.5	3.5	3.9	3.7	5.4	2.8	2.0	3.8	4.0

Thinking about when a package or a shipping container of goods enters Canada from one of the countries below, please rank the first and second country that Canadians customs officials should thoroughly inspect the shipment. [RANDOMIZE]

			Region					Gender			Age				
			Canada 2020-09	Atlantic	Quebec	Ontario	Prairies	British Columbia	Male	Female	18 to 29	30 to 39	40 to 49	50 to 59	60 plus
Question- Rank 1	Total	Unwgt N	1039	104	253	314	212	156	556	483	170	146	154	226	343
		Wgt N	1000	67	233	384	183	133	490	510	195	161	140	215	290
	The US	%	10.8	9.3	7.7	14.2	9.0	9.9	8.4	13.2	11.1	10.4	11.6	10.3	10.9
	Britain	%	0.5	2.1	0.0	0.6	0.4	0.6	0.4	0.7	0.8	0.0	0.0	0.0	1.3
	Japan	%	1.9	1.9	3.0	0.9	2.8	1.8	1.5	2.4	1.9	3.5	1.1	1.2	2.1
	France	%	0.4	1.0	0.3	0.6	0.0	0.0	0.6	0.1	0.7	0.0	0.0	0.9	0.2
	Germany	%	0.7	0.0	1.0	1.0	0.4	0.0	0.4	1.0	0.8	0.0	2.2	0.5	0.4
	China	%	56.9	58.5	56.7	55.2	59.8	57.2	56.6	57.2	58.3	62.8	60.3	55.2	52.3
	Mexico	%	28.7	27.2	31.2	27.4	27.5	30.5	32.0	25.6	26.6	23.3	24.8	31.8	32.7

Nanos conducted an RDD dual frame (land- and cell- lines) hybrid telephone and online random survey of 1,039 Canadians, 18 years of age or older, between August 31st and September 3rd, 2020. The margin of error for this survey is ± 3.1 percentage points, 19 times out of 20.

www.nanos.co



Thinking about when a package or a shipping container of goods enters Canada from one of the countries below, please rank the first and second country that Canadians customs officials should thoroughly inspect the shipment. [RANDOMIZE]

			Region					Gender				Age			
			Canada 2020-09	Atlantic	Quebec	Ontario	Prairies	British Columbia	Male	Female	18 to 29	30 to 39	40 to 49	50 to 59	60 plus
Question- Rank 2	Total	Unwgt N	979	96	241	293	199	150	524	455	165	136	147	210	321
		Wgt N	942	62	222	358	172	128	462	480	189	151	134	198	270
	The US	%	12.2	18.7	11.5	13.0	8.1	13.7	11.1	13.3	11.5	10.8	12.6	13.8	12.1
	Britain	%	1.0	1.1	0.0	2.3	0.0	0.0	0.8	1.1	3.0	1.0	1.0	0.0	0.2
	Japan	%	3.6	3.8	8.4	2.1	2.4	0.6	2.5	4.6	4.7	4.7	2.2	4.6	2.1
	France	%	0.6	2.3	0.5	0.3	0.9	0.6	0.5	0.7	0.8	0.7	0.0	0.0	1.2
	Germany	%	1.1	2.1	1.7	0.7	1.4	0.0	0.8	1.3	1.9	1.2	0.8	0.6	0.9
	China	%	35.3	31.3	36.7	34.5	35.7	36.6	35.5	35.1	33.8	29.4	29.7	37.7	40.7
	Mexico	%	46.2	40.7	41.3	47.0	51.5	48.4	48.7	43.9	44.4	52.2	53.7	43.3	42.7

Thinking about when a visitor from one of the countries below arrives at the Canadian border, please rank the first and second country whose visitors Canadian customs officials should question more thoroughly [RANDOMIZE]

			Region					Gender		Age					
			Canada 2020-09	Atlantic	Quebec	Ontario	Prairies	British Columbia	Male	Female	18 to 29	30 to 39	40 to 49	50 to 59	60 plus
Question- Rank 1	Total	Unwgt N	1039	104	253	314	212	156	556	483	170	146	154	226	343
		Wgt N	1000	67	233	384	183	133	490	510	195	161	140	215	290
	The US	%	25.2	30.6	20.4	28.6	21.6	26.3	19.4	30.8	25.4	30.1	25.1	22.0	24.9
	Britain	%	0.6	0.0	1.6	0.6	0.0	0.0	0.2	0.9	0.0	0.0	0.8	1.1	0.8
	Japan	%	1.2	0.8	3.0	0.6	0.6	0.6	0.5	1.9	0.7	1.4	1.7	1.1	1.3
	France	%	0.5	1.0	0.4	0.6	0.0	0.6	0.3	0.6	0.0	0.6	0.0	0.5	0.9
	Germany	%	0.4	0.0	0.6	0.0	1.3	0.0	0.3	0.5	0.7	0.0	0.6	0.0	0.6
	China	%	54.8	42.0	53.8	53.1	62.2	58.0	60.0	49.8	54.1	48.3	61.8	58.9	52.5
	Mexico	%	17.3	25.5	20.2	16.5	14.3	14.5	19.2	15.4	19.2	19.5	10.1	16.4	19.0

Nanos conducted an RDD dual frame (land- and cell- lines) hybrid telephone and online random survey of 1,039 Canadians, 18 years of age or older, between August 31st and September 3rd, 2020. The margin of error for this survey is ± 3.1 percentage points, 19 times out of 20.

www.nanos.co



Thinking about when a visitor from one of the countries below arrives at the Canadian border, please rank the first and second country whose visitors Canadian customs officials should question more thoroughly [RANDOMIZE]

			Region						Gender		Age				
			Canada 2020-09	Atlantic	Quebec	Ontario	Prairies	British Columbia	Male	Female	18 to 29	30 to 39	40 to 49	50 to 59	60 plus
Question- Rank 2	Total	Unwgt N	920	95	223	278	185	139	491	429	149	133	136	191	311
		Wgt N	883	61	205	339	159	119	430	453	171	146	124	180	261
	The US	%	23.9	23.3	20.8	24.8	23.6	27.5	22.9	24.8	25.2	28.8	27.5	21.0	20.6
	Britain	%	1.4	1.0	1.5	2.1	0.3	0.7	1.7	1.1	2.1	2.1	1.0	0.5	1.3
	Japan	%	2.5	3.1	3.3	2.0	2.5	2.0	2.0	2.9	1.4	4.4	2.9	2.2	2.2
	France	%	1.4	2.2	1.5	1.1	1.7	1.0	2.6	0.1	2.1	0.8	1.7	1.0	1.3
	Germany	%	1.3	2.2	0.6	1.7	1.8	0.0	0.4	2.1	1.2	0.0	0.0	2.6	1.7
	China	%	30.0	36.7	29.8	30.9	24.7	31.2	28.7	31.3	30.5	36.4	23.3	25.9	32.1
	Mexico	%	39.6	31.4	42.6	37.3	45.5	37.6	41.6	37.7	37.5	27.6	43.7	46.8	40.8

			Region					Gender				Age			
			Canada 2020-09	Atlantic	Quebec	Ontario	Prairies	British Columbia	Male	Female	18 to 29	30 to 39	40 to 49	50 to 59	60 plus
Question- In terms of national security (i.e., NATO, the United Nations), should the United States and Canada be moving towards greater and closer cooperation or should they be maintaining separate national security policies and priorities?	Total	Unwgt N	1039	104	253	314	212	156	556	483	170	146	154	226	343
		Wgt N	1000	67	233	384	183	133	490	510	195	161	140	215	290
	Much closer cooperation	%	23.9	26.9	30.5	22.1	21.8	18.8	28.4	19.6	22.7	22.2	28.6	26.0	21.7
	Somewhat closer cooperation	%	26.8	24.3	29.9	25.1	28.1	26.1	26.8	26.9	21.0	32.6	22.6	31.2	26.4
	Stay the same/no change	%	17.8	19.6	9.8	20.3	17.2	24.4	19.0	16.6	22.3	16.6	16.1	11.6	20.8
	Somewhat separate	%	18.9	11.9	18.4	18.0	20.0	24.0	17.2	20.5	23.6	17.9	18.8	16.7	17.9
	Completely separate	%	8.5	12.3	5.7	9.8	10.0	5.5	6.0	10.8	7.5	7.2	13.0	7.1	8.7
	Don't know	%	4.2	5.0	5.7	4.7	3.0	1.2	2.7	5.6	2.8	3.5	0.9	7.4	4.5

Nanos conducted an RDD dual frame (land- and cell- lines) hybrid telephone and online random survey of 1,039 Canadians, 18 years of age or older, between August 31st and September 3rd, 2020. The margin of error for this survey is ± 3.1 percentage points, 19 times out of 20.

www.nanos.co



			Region					Gender			Age				
			Canada 2020-09	Atlantic	Quebec	Ontario	Prairies	British Columbia	Male	Female	18 to 29	30 to 39	40 to 49	50 to 59	60 plus
Question- In terms of border security, should the United States and Canada be moving towards greater and closer cooperation or should they be maintaining separate national security policies and priorities?	Total	Unwgt N	1039	104	253	314	212	156	556	483	170	146	154	226	343
		Wgt N	1000	67	233	384	183	133	490	510	195	161	140	215	290
	Much closer cooperation	%	21.0	17.7	28.1	19.5	21.6	13.5	27.3	14.8	21.3	17.2	31.6	22.4	16.6
	Somewhat closer cooperation	%	24.8	30.0	32.7	21.0	24.1	20.1	24.5	25.0	22.9	30.6	19.6	25.8	24.6
	Stay the same/no change	%	20.4	15.6	15.9	22.9	19.2	24.9	22.0	18.8	20.0	18.4	20.2	19.8	22.2
	Somewhat separate	%	20.8	17.5	16.6	22.0	24.3	21.6	16.9	24.6	22.3	18.5	15.4	21.8	23.0
	Completely separate	%	11.2	15.2	4.2	13.1	9.0	19.2	7.8	14.4	12.0	12.5	12.6	8.6	11.3
	Don't know	%	1.9	4.0	2.6	1.6	1.7	0.6	1.4	2.4	1.5	2.9	0.6	1.7	2.3

			Region					Gender		Age					
			Canada 2020-09	Atlantic	Quebec	Ontario	Prairies	British Columbia	Male	Female	18 to 29	30 to 39	40 to 49	50 to 59	60 plus
Question- In terms of anti-terrorism measures, should the United States and Canada be moving towards greater and closer cooperation or should they be maintaining separate national security policies and priorities?	Total	Unwgt N	1039	104	253	314	212	156	556	483	170	146	154	226	343
		Wgt N	1000	67	233	384	183	133	490	510	195	161	140	215	290
	Much closer cooperation	%	31.3	29.1	34.3	28.3	38.7	25.7	36.6	26.3	25.9	27.8	35.5	34.0	32.9
	Somewhat closer cooperation	%	26.8	24.2	31.9	27.7	23.1	22.1	26.2	27.5	29.3	31.6	26.7	26.2	23.1
	Stay the same/no change	%	16.8	15.8	13.9	17.0	16.0	22.5	16.4	17.1	20.4	16.8	14.8	14.5	16.8
	Somewhat separate	%	15.0	16.0	11.2	16.4	14.2	18.1	12.8	17.1	13.8	14.7	11.8	16.7	16.2
	Completely separate	%	8.0	11.0	6.0	8.6	5.8	10.9	6.3	9.5	8.3	6.9	9.4	6.7	8.5
	Don't know	%	2.1	4.0	2.7	2.0	2.3	0.6	1.7	2.5	2.2	2.2	1.7	1.8	2.5



			Region					Gender			Age				
			Canada 2020-09	Atlantic	Quebec	Ontario	Prairies	British Columbia	Male	Female	18 to 29	30 to 39	40 to 49	50 to 59	60 plus
Question- In your opinion, how important or unimportant is it for the United States and Canada to work together to develop an integrated energy policy to remove any dependence on Middle East oil? Is it very important, somewhat important, somewhat unimportant or very unimportant?	Total	Unwgt N	1039	104	253	314	212	156	556	483	170	146	154	226	343
		Wgt N	1000	67	233	384	183	133	490	510	195	161	140	215	290
	Very important	%	42.3	42.8	38.8	39.2	56.9	37.0	45.4	39.3	45.1	43.5	40.0	44.0	39.6
	Somewhat important	%	34.6	36.6	36.8	34.6	28.3	38.5	31.3	37.8	30.6	39.1	36.4	33.5	34.8
	Somewhat unimportant	%	11.1	10.3	11.5	11.2	8.7	14.1	14.4	8.0	14.2	6.8	12.2	10.0	11.8
	Very unimportant	%	6.4	4.5	4.7	8.0	3.2	10.5	6.1	6.8	6.1	4.9	8.0	7.9	5.7
	Unsure	%	5.5	5.8	8.2	7.0	2.9	0.0	2.8	8.1	4.0	5.7	3.4	4.6	8.1

Please rank the first and second country which are the greatest health threat to Canadians when it comes to things like a pandemic. [RANDOMIZE]

			Region						Gender		Age				
			Canada 2020-09	Atlantic	Quebec	Ontario	Prairies	British Columbia	Male	Female	18 to 29	30 to 39	40 to 49	50 to 59	60 plus
Question- Rank 1	Total	Unwgt N	1039	104	253	314	212	156	556	483	170	146	154	226	343
		Wgt N	1000	67	233	384	183	133	490	510	195	161	140	215	290
	The US	%	50.1	58.1	52.7	49.3	39.9	57.7	46.3	53.7	53.8	43.6	51.9	51.1	49.5
	Britain	%	1.3	1.0	0.3	2.9	0.0	0.0	1.2	1.3	0.0	2.5	2.6	1.4	0.6
	Japan	%	0.6	0.0	1.6	0.3	0.4	0.0	0.6	0.5	1.4	0.6	0.0	1.0	0.0
	France	%	0.7	0.0	1.5	0.6	0.4	0.0	0.8	0.5	0.0	0.6	0.0	0.0	1.9
	Germany	%	0.1	0.0	0.0	0.0	0.0	0.9	0.2	0.0	0.6	0.0	0.0	0.0	0.0
	China	%	39.6	28.7	36.3	40.4	50.1	33.9	42.9	36.4	38.0	40.0	42.3	41.1	37.9
	Mexico	%	7.8	12.2	7.6	6.5	9.2	7.5	7.9	7.6	6.2	12.6	3.1	5.4	10.1



Please rank the first and second country which are the greatest health threat to Canadians when it comes to things like a pandemic. [RANDOMIZE]

			Region						Gender		Age				
			Canada 2020-09	Atlantic	Quebec	Ontario	Prairies	British Columbia	Male	Female	18 to 29	30 to 39	40 to 49	50 to 59	60 plus
Question - Rank 2	Total	Unwgt N	901	91	221	272	181	136	491	410	145	126	134	190	306
		Wgt N	864	59	203	332	155	115	431	433	167	138	123	181	256
	The US	%	33.0	29.4	28.3	34.3	34.5	37.3	30.9	35.0	21.5	37.3	34.2	33.8	37.0
	Britain	%	4.2	8.6	1.8	5.5	2.2	4.8	4.2	4.1	4.3	4.3	4.2	4.4	3.8
	Japan	%	2.4	1.2	2.8	1.7	5.7	0.0	1.2	3.7	2.4	4.7	1.3	2.6	1.6
	France	%	2.8	2.2	6.8	1.8	1.7	0.7	3.2	2.5	3.2	2.1	3.3	3.2	2.5
	Germany	%	0.9	0.0	0.0	1.4	1.2	0.7	1.5	0.3	1.2	0.9	0.0	1.3	0.8
	China	%	37.7	39.6	44.9	35.6	32.7	36.4	36.5	38.8	44.7	34.9	41.5	35.7	34.1
	Mexico	%	19.1	19.1	15.3	19.7	22.0	20.2	22.6	15.6	22.7	15.8	15.6	19.0	20.3

NORTH AMERICAN MONITOR
Perceptions on US-Canada relations
OPINIONS OF AMERICANS



			Region					Gender			Age				
			USA 2020-08	Northeast	Midwest	South	West	Male	Female	Other	18 to 29	30 to 39	40 to 49	50 to 59	60 plus
Question - The US should follow its own interests, even if this leads to conflict with other nations. Do you strongly agree, agree, neither agree nor disagree, disagree, or strongly disagree?	Total	Unwgt N	1023	185	219	377	242	516	505	2	176	176	194	183	294
		Wgt N	1002	183	218	371	230	486	514	2	222	178	198	176	228
	Strongly agree	%	15.9	16.2	15.6	18.5	11.9	19.8	12.3		15.7	16.0	16.3	13.8	17.5
	Agree	%	33.2	30.3	37.8	35.3	27.8	35.4	31.2		23.5	29.8	33.0	43.7	37.2
	Neither agree nor disagree	%	23.1	22.8	19.6	23.1	26.7	19.8	26.3		27.1	23.6	23.5	20.0	20.9
	Disagree	%	16.3	17.4	15.9	13.8	19.9	14.5	17.9		17.3	21.1	13.7	13.8	15.8
	Strongly disagree	%	7.5	8.5	6.6	6.3	9.5	7.8	7.2		8.6	5.6	9.0	7.7	6.4
	Can't choose/don't know	%	4.0	4.7	4.6	3.1	4.2	2.6	5.1		7.7	3.9	4.5	1.1	2.2

Thinking about the US in relation with the countries below, could you please identify the first and second ranked countries that are closest with the United States in terms of human rights?

			Region					Gender			Age				
			USA 2020-08	Northeast	Midwest	South	West	Male	Female	Other	18 to 29	30 to 39	40 to 49	50 to 59	60 plus
Question - Rank 1 [RANDOMIZE]	Total	Unwgt N	1023	185	219	377	242	516	505	2	176	176	194	183	294
		Wgt N	1002	183	218	371	230	486	514	2	222	178	198	176	228
	Canada	%	42.4	47.4	42.4	40.6	41.3	40.8	44.1		37.3	42.9	39.7	36.5	54.0
	Britain	%	30.7	30.1	27.7	31.5	32.6	30.2	31.2		26.8	28.2	32.3	39.0	28.6
	Japan	%	5.2	5.9	3.7	5.0	6.2	6.1	4.3		7.3	3.9	5.0	5.7	3.7
	France	%	7.5	6.7	9.3	7.7	5.9	6.5	8.2		9.5	7.6	8.4	8.4	3.7
	Germany	%	5.8	6.7	4.7	5.5	6.5	6.7	4.7		5.9	6.6	5.3	4.3	6.5
	China	%	4.0	0.4	5.9	4.8	3.9	3.7	4.4		6.7	4.0	5.4	2.7	1.3
	Mexico	%	4.5	2.8	6.3	4.8	3.6	5.9	3.1		6.5	6.8	3.8	3.3	2.2

NORTH AMERICAN MONITOR
Perceptions on US-Canada relations
OPINIONS OF AMERICANS



Thinking about the US in relation with the countries below, could you please identify the first and second ranked countries that are closest with the United States in terms of human rights? [RANDOMIZE]

			Region					Gender			Age				
			USA 2020-08	Northeast	Midwest	South	West	Male	Female	Other	18 to 29	30 to 39	40 to 49	50 to 59	60 plus
Question- Rank 2	Total	Unwgt N	1011	185	214	372	240	511	498	2	173	175	191	182	290
		Wgt N	991	183	213	366	229	482	508	2	218	177	196	175	225
	Canada	%	32.0	34.5	30.2	33.3	29.7	31.3	32.6		30.2	30.5	32.0	40.0	28.8
	Britain	%	34.5	37.2	34.8	33.6	33.3	33.6	35.2		26.8	30.3	36.8	31.2	45.6
	Japan	%	5.4	5.0	3.7	5.2	7.5	7.5	3.4		4.1	6.7	6.0	6.9	3.9
	France	%	9.3	9.6	10.9	8.8	8.3	8.3	10.2		12.7	12.1	7.1	7.9	6.7
	Germany	%	9.9	8.3	9.4	9.0	13.2	10.8	9.1		10.6	9.8	9.6	8.0	10.9
	China	%	3.6	2.8	3.2	4.7	2.9	4.0	3.3		6.0	4.4	3.2	2.2	2.2
	Mexico	%	5.3	2.7	7.9	5.3	5.1	4.5	6.2		9.5	6.1	5.3	3.8	2.0

Thinking about the US in relation with the countries below, could you please identify the first and second ranked countries that are closest with the United States in terms of family values? [RANDOMIZE]

			Region					Gender			Age				
			USA 2020-08	Northeast	Midwest	South	West	Male	Female	Other	18 to 29	30 to 39	40 to 49	50 to 59	60 plus
Question - Rank 1	Total	Unwgt N	1023	185	219	377	242	516	505	2	176	176	194	183	294
		Wgt N	1002	183	218	371	230	486	514	2	222	178	198	176	228
	Canada	%	40.8	42.9	47.0	36.4	40.2	41.7	40.1		30.9	35.6	40.6	46.7	50.0
	Britain	%	31.3	34.0	25.8	35.3	27.9	29.2	33.4		31.0	30.8	30.4	30.8	33.2
	Japan	%	6.3	5.7	3.4	5.8	10.3	7.5	5.0		9.5	6.5	5.1	4.9	5.1
	France	%	6.0	3.8	5.2	8.2	5.0	6.0	6.1		5.7	11.0	5.2	6.2	3.0
	Germany	%	6.4	7.2	7.9	5.0	6.7	6.0	6.7		9.4	6.0	6.4	3.7	6.0
	China	%	3.1	3.9	2.5	2.8	3.5	3.5	2.7		6.1	3.2	4.1	1.7	0.3
	Mexico	%	6.1	2.4	8.2	6.5	6.3	6.2	6.0		7.4	6.8	8.3	6.1	2.3



Thinking about the US in relation with the countries below, could you please identify the first and second ranked countries that are closest with the United States in terms of family values? [RANDOMIZE]

			Region					Gender			Age				
			USA 2020-08	Northeast	Midwest	South	West	Male	Female	Other	18 to 29	30 to 39	40 to 49	50 to 59	60 plus
Question - Rank 2	Total	Unwgt N	986	180	213	363	230	500	484	2	168	172	185	177	284
		Wgt N	966	178	213	356	219	471	493	2	212	174	189	170	221
	Canada	%	34.1	36.4	32.1	37.1	29.2	33.4	34.9		32.1	36.8	30.7	34.2	36.6
	Britain	%	33.2	32.1	36.7	30.8	34.6	35.8	30.6		21.8	34.8	36.1	35.9	38.3
	Japan	%	7.5	8.8	5.9	6.4	9.5	9.0	6.0		8.0	4.4	8.3	10.4	6.3
	France	%	7.1	9.1	5.4	8.3	5.3	4.7	9.5		8.3	6.6	7.5	4.9	7.8
	Germany	%	8.6	7.5	9.3	7.9	10.0	7.4	9.8		11.3	9.6	7.6	7.6	6.9
	China	%	3.6	1.8	4.2	3.4	4.6	4.1	3.1		6.6	3.6	4.4	1.0	1.8
	Mexico	%	6.0	4.4	6.4	6.0	6.8	5.6	6.2		12.0	4.1	5.4	5.8	2.3

Thinking about the US in relation with the countries below, could you please rank the top two countries that are closest with the United States in terms of business values? [RANDOMIZE]

			Region					Gender			Age				
			USA 2020-08	Northeast	Midwest	South	West	Male	Female	Other	18 to 29	30 to 39	40 to 49	50 to 59	60 plus
Question- Rank 1	Total	Unwgt N	1023	185	219	377	242	516	505	2	176	176	194	183	294
		Wgt N	1002	183	218	371	230	486	514	2	222	178	198	176	228
	Canada	%	24.6	23.4	29.4	24.0	21.9	24.8	24.5		22.0	17.9	22.3	29.1	30.7
	Britain	%	21.8	24.2	19.6	22.3	21.2	22.5	21.2		13.7	19.8	22.6	23.8	29.0
	Japan	%	16.3	16.9	12.6	15.8	20.2	16.1	16.5		17.4	14.4	14.9	18.7	16.1
	France	%	6.3	8.0	4.4	6.3	6.8	4.6	7.8		9.1	9.4	5.1	4.5	3.7
	Germany	%	12.0	13.0	14.7	11.7	9.1	13.6	10.5		12.8	14.3	11.7	10.2	11.0
	China	%	13.4	11.1	13.4	12.7	16.2	13.1	13.5		19.2	15.7	16.3	9.0	6.7
	Mexico	%	5.6	3.4	5.9	7.2	4.6	5.2	6.1		5.8	8.4	7.2	4.7	2.7

NORTH AMERICAN MONITOR
Perceptions on US-Canada relations
OPINIONS OF AMERICANS



Thinking about the US in relation with the countries below, could you please rank the top two countries that are closest with the United States in terms of business values? [RANDOMIZE]

			Region					Gender			Age				
			USA 2020-08	Northeast	Midwest	South	West	Male	Female	Other	18 to 29	30 to 39	40 to 49	50 to 59	60 plus
Question - Rank 2	Total	Unwgt N	972	177	211	359	225	494	476	2	165	168	188	173	278
		Wgt N	954	176	212	352	215	466	486	2	209	170	192	167	217
	Canada	%	21.6	23.8	19.9	22.0	21.0	21.8	21.6		14.6	19.2	18.1	27.0	29.3
	Britain	%	24.2	26.2	24.1	26.1	19.4	26.6	22.0		22.0	21.0	26.6	27.4	24.2
	Japan	%	15.7	10.3	17.6	15.6	18.3	17.2	14.1		17.2	14.4	18.9	14.7	13.0
	France	%	5.0	4.4	4.0	5.0	6.5	5.1	4.9		8.3	8.3	2.0	2.9	3.5
	Germany	%	14.4	19.5	12.3	12.0	16.2	15.0	13.8		10.9	13.5	14.0	14.4	18.7
	China	%	13.3	12.4	13.3	14.3	12.4	8.2	18.0		18.9	17.9	13.8	8.1	7.9
	Mexico	%	5.9	3.4	8.9	5.0	6.3	6.1	5.7		8.0	5.8	6.7	5.5	3.4

Thinking about when a package or a shipping container of goods enters the United States from one of the countries below, please rank the first and second country that American customs officials should thoroughly inspect the shipment.
[RANDOMIZE]

			Region					Gender			Age				
			USA 2020-08	Northeast	Midwest	South	West	Male	Female	Other	18 to 29	30 to 39	40 to 49	50 to 59	60 plus
Question - Rank 1	Total	Unwgt N	1023	185	219	377	242	516	505	2	176	176	194	183	294
		Wgt N	1002	183	218	371	230	486	514	2	222	178	198	176	228
	Canada	%	6.9	5.6	5.8	7.4	8.1	7.9	5.9		10.6	9.1	3.9	5.5	5.3
	Britain	%	4.1	5.1	1.6	5.4	3.8	4.9	3.5		8.5	5.4	3.4	3.2	0.4
	Japan	%	5.3	5.9	3.0	5.0	7.4	5.5	5.1		8.6	5.5	5.5	4.3	2.4
	France	%	2.1	3.2	1.3	1.7	2.5	1.4	2.6		3.1	2.7	1.2	2.8	0.8
	Germany	%	4.4	4.6	4.7	4.1	4.6	5.3	3.6		7.6	7.6	3.7	3.3	0.3
	China	%	48.0	47.2	50.5	47.5	46.9	46.2	49.8		34.0	44.1	49.4	52.8	59.5
	Mexico	%	29.2	28.4	33.1	28.9	26.7	28.8	29.5		27.5	25.5	32.8	28.1	31.4

NORTH AMERICAN MONITOR
Perceptions on US-Canada relations
OPINIONS OF AMERICANS



Thinking about when a package or a shipping container of goods enters the United States from one of the countries below, please rank the first and second country that American customs officials should thoroughly inspect the shipment.
[RANDOMIZE]

			Region					Gender			Age				
			USA 2020-08	Northeast	Midwest	South	West	Male	Female	Other	18 to 29	30 to 39	40 to 49	50 to 59	60 plus
Question - Rank 2	Total	Unwgt N	938	173	208	339	218	479	457	2	150	166	184	167	271
		Wgt N	919	171	209	333	207	451	466	2	190	168	188	161	211
	Canada	%	5.6	7.9	5.5	5.0	4.8	5.3	6.0		11.4	7.6	2.4	7.8	0.0
	Britain	%	4.8	5.6	4.0	4.4	5.6	6.3	3.3		7.8	6.1	4.6	2.8	2.8
	Japan	%	8.2	5.9	12.6	8.2	5.8	7.9	8.6		4.2	10.4	10.4	9.4	7.2
	France	%	3.2	2.9	3.9	2.3	4.1	3.2	3.2		6.7	4.2	2.9	1.2	1.1
	Germany	%	4.5	4.8	1.7	5.8	4.9	6.0	2.9		5.5	10.3	3.5	1.9	1.8
	China	%	33.3	34.1	31.8	32.9	34.8	32.6	33.8		32.4	30.3	36.3	33.1	33.9
	Mexico	%	40.4	38.8	40.5	41.4	40.1	38.7	42.3		32.0	31.0	39.9	43.9	53.2

Thinking about when a visitor from one of the countries below arrives at the US border, please rank the first and second country whose visitors American customs officials should question most thoroughly. [RANDOMIZE]

			Region					Gender			Age				
			USA 2020-08	Northeast	Midwest	South	West	Male	Female	Other	18 to 29	30 to 39	40 to 49	50 to 59	60 plus
Question - Rank 1	Total	Unwgt N	1023	185	219	377	242	516	505	2	176	176	194	183	294
		Wgt N	1002	183	218	371	230	486	514	2	222	178	198	176	228
	Canada	%	8.0	8.7	6.3	7.7	9.6	10.0	6.2		13.8	10.7	5.8	5.6	4.0
	Britain	%	4.8	3.6	5.2	4.4	6.1	5.3	4.4		8.0	7.0	4.9	2.7	1.6
	Japan	%	4.9	5.0	5.6	4.0	5.5	3.6	6.1		5.5	4.5	5.6	6.0	3.1
	France	%	3.3	2.2	3.5	3.4	3.7	3.9	2.6		9.2	3.0	1.5	1.0	1.1
	Germany	%	4.6	4.6	2.7	5.5	4.9	3.7	5.4		5.9	6.2	4.4	3.7	2.8
	China	%	40.4	41.7	42.3	38.5	40.7	40.6	40.5		32.4	37.1	41.4	39.7	50.5
	Mexico	%	34.0	34.3	34.4	36.4	29.5	32.9	34.9		25.3	31.4	36.4	41.2	36.8

NORTH AMERICAN MONITOR
Perceptions on US-Canada relations
OPINIONS OF AMERICANS



Thinking about when a visitor from one of the countries below arrives at the US border, please rank the first and second country whose visitors American customs officials should question most thoroughly. [RANDOMIZE]

			Region					Gender			Age				
			USA 2020-08	Northeast	Midwest	South	West	Male	Female	Other	18 to 29	30 to 39	40 to 49	50 to 59	60 plus
Question - Rank 2	Total	Unwgt N	904	170	196	328	210	464	438	2	142	157	179	166	260
		Wgt N	884	168	196	320	200	435	447	2	180	158	182	160	203
	Canada	%	6.3	8.3	6.3	4.8	7.0	6.2	6.5		11.0	8.9	4.2	5.8	2.4
	Britain	%	5.6	8.4	4.8	3.9	6.5	6.8	4.4		10.8	5.9	4.0	4.7	2.7
	Japan	%	5.6	3.0	6.7	7.8	3.3	5.1	6.2		9.6	5.1	5.4	5.9	2.5
	France	%	3.9	5.4	2.0	4.1	4.2	5.4	2.4		4.4	3.5	2.4	3.6	5.3
	Germany	%	7.6	6.3	7.2	7.2	9.7	7.7	7.3		9.0	12.9	6.9	6.6	3.7
	China	%	36.5	34.1	32.9	40.2	35.8	33.6	39.1		24.9	32.9	42.1	44.1	38.4
	Mexico	%	34.5	34.5	40.0	31.9	33.4	35.2	34.1		30.4	30.8	34.9	29.1	45.1

			Region					Gender			Age				
			USA 2020-08	Northeast	Midwest	South	West	Male	Female	Other	18 to 29	30 to 39	40 to 49	50 to 59	60 plus
Question - In terms of national security (i.e., NATO, the United Nations), should the United States and Canada be moving towards greater and closer cooperation or should they be maintaining separate national security policies and priorities?	Total	Unwgt N	1023	185	219	377	242	516	505	2	176	176	194	183	294
		Wgt N	1002	183	218	371	230	486	514	2	222	178	198	176	228
	Much closer cooperation	%	35.1	36.6	31.9	36.4	34.7	38.4	31.9		26.6	33.1	38.6	35.6	41.4
	Somewhat closer cooperation	%	30.7	29.7	32.2	29.5	31.8	29.9	31.3		31.3	35.5	28.5	32.7	26.5
	Stay the same/no change	%	19.0	23.1	19.2	17.0	18.6	17.4	20.5		24.7	18.9	16.8	16.2	17.4
	Somewhat separate	%	6.1	7.3	5.8	6.6	4.5	6.7	5.4		5.2	6.7	4.9	5.9	7.5
	Completely separate	%	3.6	1.0	4.6	5.0	2.5	3.9	3.4		3.7	0.0	6.0	5.3	3.0
	Don't know	%	5.6	2.3	6.2	5.6	7.9	3.7	7.5		8.5	5.8	5.1	4.3	4.3

NORTH AMERICAN MONITOR
Perceptions on US-Canada relations
OPINIONS OF AMERICANS



			Region					Gender			Age				
			USA 2020-08	Northeast	Midwest	South	West	Male	Female	Other	18 to 29	30 to 39	40 to 49	50 to 59	60 plus
Question- In terms of border security, should the United States and Canada be moving towards greater and closer cooperation or should they be maintaining more separate policies and priorities?	Total	Unwgt N	1023	185	219	377	242	516	505	2	176	176	194	183	294
		Wgt N	1002	183	218	371	230	486	514	2	222	178	198	176	228
	Much closer cooperation	%	34.3	34.1	32.3	36.1	33.3	37.4	31.5		25.3	29.3	38.8	35.7	41.8
	Somewhat closer cooperation	%	32.2	34.2	35.3	31.1	29.5	31.9	32.5		31.0	36.5	24.0	40.1	31.1
	Stay the same/no change	%	21.0	22.4	17.2	20.8	24.0	21.4	20.7		28.1	22.6	20.6	16.0	17.2
	Somewhat separate	%	4.0	4.4	3.6	4.1	4.0	2.4	5.4		3.4	3.5	4.2	2.6	6.0
	Completely separate	%	2.9	2.1	4.0	3.0	2.4	3.1	2.7		3.0	1.8	5.8	2.2	1.7
	Don't know	%	5.5	2.9	7.6	4.9	6.8	3.8	7.2		9.1	6.4	6.6	3.4	2.2

			Region					Gender			Age				
			USA 2020-08	Northeast	Midwest	South	West	Male	Female	Other	18 to 29	30 to 39	40 to 49	50 to 59	60 plus
Question- In terms of anti-terrorism measures, should the United States and Canada be moving towards greater and closer cooperation or should they be maintaining more separate policies and priorities?	Total	Unwgt N	1023	185	219	377	242	516	505	2	176	176	194	183	294
		Wgt N	1002	183	218	371	230	486	514	2	222	178	198	176	228
	Much closer cooperation	%	42.5	45.7	41.3	42.5	41.2	47.2	38.2		29.8	36.9	45.1	44.7	55.4
	Somewhat closer cooperation	%	32.3	30.6	34.6	33.3	30.0	30.7	33.8		31.1	34.5	34.2	34.1	28.8
	Stay the same/no change	%	15.4	18.4	13.7	13.6	17.7	15.2	15.5		22.8	18.5	11.1	14.0	10.7
	Somewhat separate	%	3.7	2.1	3.4	5.3	2.7	2.1	5.2		6.4	4.5	4.2	1.1	1.9
	Completely separate	%	1.3	0.9	1.2	1.4	1.7	1.7	1.0		1.3	1.1	1.6	1.6	1.0
	Don't know	%	4.7	2.3	5.8	4.0	6.8	3.0	6.3		8.6	4.5	3.8	4.5	2.1

NORTH AMERICAN MONITOR
Perceptions on US-Canada relations
OPINIONS OF AMERICANS



			Region					Gender			Age				
			USA 2020-08	Northeast	Midwest	South	West	Male	Female	Other	18 to 29	30 to 39	40 to 49	50 to 59	60 plus
Question-In your opinion, how important or unimportant is it for the United States and Canada to work together to develop an integrated energy policy to remove any dependence on Middle East oil? It is very important, somewhat important, somewhat unimportant or very unimportant?	Total	Unwgt N	1023	185	219	377	242	516	505	2	176	176	194	183	294
		Wgt N	1002	183	218	371	230	486	514	2	222	178	198	176	228
	Very important	%	51.0	50.7	48.7	51.3	52.9	53.8	48.4		41.5	46.5	54.8	52.0	59.7
	Somewhat important	%	33.9	37.2	36.7	31.5	32.5	32.2	35.7		38.1	32.6	32.5	36.2	30.3
	Somewhat unimportant	%	6.6	4.9	5.0	9.0	5.3	7.0	6.2		6.9	9.2	7.2	6.0	4.1
	Very unimportant	%	2.6	1.2	4.1	3.3	1.4	3.4	1.8		2.7	4.6	3.3	2.0	0.9
	Unsure	%	5.9	6.0	5.5	4.8	7.9	3.7	8.0	0.0	10.8	7.1	2.2	3.8	5.0

Please rank the first and second country which are the greatest health threat to Americans when it comes to things like a pandemic. [RANDOMIZE]

			Region					Gender			Age				
			USA 2020-08	Northeast	Midwest	South	West	Male	Female	Other	18 to 29	30 to 39	40 to 49	50 to 59	60 plus
Question - Rank 1	Total	Unwgt N	1023	185	219	377	242	516	505	2	176	176	194	183	294
		Wgt N	1002	183	218	371	230	486	514	2	222	178	198	176	228
	Canada	%	5.9	3.5	6.1	5.7	7.8	6.5	5.3		8.8	11.8	3.9	4.4	1.2
	Britain	%	5.3	6.7	4.5	3.4	7.9	5.7	4.9		8.3	4.0	6.8	5.1	2.1
	Japan	%	5.8	7.8	7.5	4.2	5.0	4.9	6.6		7.9	7.0	5.8	3.5	4.4
	France	%	3.4	3.2	1.3	4.5	3.7	2.9	3.9		4.9	3.6	2.3	2.7	3.3
	Germany	%	2.8	2.2	1.1	3.3	4.0	2.0	3.3		5.8	3.6	3.1	1.0	0.3
	China	%	60.5	63.3	64.6	59.4	56.4	59.0	62.0		47.5	50.9	64.7	70.1	69.7
	Mexico	%	16.4	13.3	14.8	19.5	15.3	19.0	14.0		16.7	19.1	13.4	13.2	18.9

NORTH AMERICAN MONITOR
Perceptions on US-Canada relations
OPINIONS OF AMERICANS



Please rank the first and second country which are the greatest health threat to Americans when it comes to things like a pandemic. [RANDOMIZE]

			Region					Gender			Age				
			USA 2020-08	Northeast	Midwest	South	West	Male	Female	Other	18 to 29	30 to 39	40 to 49	50 to 59	60 plus
Question - Rank 2	Total	Unwgt N	849	163	182	311	193	441	406	2	142	147	164	155	241
		Wgt N	832	161	183	306	182	415	415	2	179	149	168	149	187
	Canada	%	6.6	7.2	4.5	7.1	7.4	9.0	4.3		13.3	6.8	6.1	5.8	1.2
	Britain	%	6.4	7.9	5.4	4.6	9.1	7.7	5.2		8.6	7.2	5.3	3.7	6.7
	Japan	%	13.5	12.4	17.6	14.4	8.7	9.7	17.3		14.1	17.9	17.8	12.2	6.5
	France	%	6.7	7.6	6.1	5.3	8.9	6.8	6.7		9.7	4.5	5.5	8.3	5.4
	Germany	%	3.3	3.5	2.2	2.6	5.6	3.0	3.6		4.2	2.7	4.1	2.6	2.8
	China	%	23.8	22.4	23.1	25.1	23.6	22.6	25.2		24.5	28.3	21.5	18.1	26.2
	Mexico	%	39.7	39.0	41.1	40.9	36.7	41.2	37.8		25.5	32.6	39.6	49.2	51.2