

## Canadians want action from the Government of Canada to keep the fisheries healthy

Fishery organizations call for a crackdown on those that break the rules

August 14, 2020 - A new national survey shows that a very strong majority of Canadians want fisheries where everyone respects fishing regulations and the rules are enforced by the Department of Fisheries and Oceans. Commissioned by a coalition of fisherman's organizations and conducted by Nanos Research, Canadians believe that direct negotiations between the government, Indigenous leaders and fishing organizations are important in managing the fisheries.

"Some individuals are openly breaking the rules meant to keep our fisheries healthy and sustainable," says Maritime Fishermen's Union President Gaetan Robichaud. "We need the Government of Canada to protect the public good. That means cracking down on all fishing outside of government established fishing seasons immediately. Inaction puts the future of the fisheries at risk for everyone," according to Colin Sproul of the Bay of Fundy Inshore Fishermen's Association.

The research suggests that average Canadians are on the same page as Canada's leading fishing organizations. About nine in ten Canadians (89%) say it is important to ensure everyone respects the fishing regulations based on the principles of sustainability and more than eight in 10 (87%) say it's important to enforce the rules set by the Department of Fisheries and Oceans.

"Canadians would be shocked to learn that the Government of Canada is inconsistent in enforcing its own rules meant to protect the fisheries. Licensed fishermen who respect the rules are witnessing government inaction. It must end," says Bernie Berry of the Coldwater Lobster Association.

The same national survey also suggests solutions. Eight in 10 Canadians (79%) believe it is important to have the Government, Indigenous Leaders and fishing organizations negotiate directly together to manage the fisheries.

“Our coalition of fishing organizations in Atlantic Canada and Quebec are ready to be at the table to talk directly with the Government and Indigenous Leaders today to create a positive future for the fisheries for everyone,” states Prince Edward Island Fishermen’s Association President Bobby Jenkins. “Sadly, our calls for the government to convene the key players directly has fallen on deaf ears but it’s not too late and we welcome action from the government,” according to O’Neil Cloutier of the Regroupement des pêcheurs professionnels de sud de le Gaspésie in Québec.

### **COALITION OF ATLANTIC AND QUÉBEC FISHING ORGANIZATIONS**

Regroupement des pêcheurs professionnels du sud de la Gaspésie

Maritime Fishermen’s Union (MFU)

PEI Fishermen’s Association (PEIFA)

Fundy North Fishermen’s Association (FNFA)

Cape Breton Fish Harvesters Association (CBFHA)

Coldwater Lobster Association (CLA)

Bay of Fundy Inshore Fishermen’s Association (BoFIFA)

Scotia Fundy Inshore Fishermen’s Association (SFIFA)

Brazil Rock 33/34 Lobster Association

Gulf Nova Scotia Bonafide Fishermen’s Association (GNSBFA)

Guysborough County Inshore Fishermen’s Association (GCIFA)

Eastern Shore Fishermen’s Protective Association (ESPFA)

Gulf Nova Scotia Fleet Planning Board (GNSFPB)

**About the research:** Nanos conducted an RDD dual frame (land- and cell-lines) hybrid telephone and online random survey of 1,094 Canadians, 18 years of age or older, between July 26<sup>th</sup> and 30<sup>th</sup>, 2020 as part of an omnibus survey. The results were statistically checked and weighted by age and gender using the latest Census information and the sample is geographically stratified to be representative of Canada. The margin of error for this survey is  $\pm 3.0$  percentage points, 19 times out of 20. Full methodological details on the survey including all of the questions asked are posted at [www.nanos.co](http://www.nanos.co).

**MEDIA Contact:**

Martin Mallet, Executive Director  
Maritime Fishermen’s Union  
[martin@mfu-upm.com](mailto:martin@mfu-upm.com)  
(506) 531-5391  
(506) 532-2485

Nik Nanos, Chief Data Scientist  
Nanos Research Corporation  
[nik@nanos.co](mailto:nik@nanos.co)  
613.234.4666 x237

## Les Canadiens et Canadiennes veulent voir des actions du gouvernement du Canada pour préserver la santé des pêches

Les organisations de pêche appellent aux sanctions contre ceux et celles qui enfreignent les règles

**14 août 2020** - Un nouveau sondage national démontre qu'une très forte majorité des Canadiens et Canadiennes veulent des pêcheries où tout le monde respecte les règlements et que les règles soient appliquées par le ministère des Pêches et des Océans. Commandée par une coalition d'organisations de pêcheurs et réalisée par Nanos Research, les Canadiens et Canadiennes estiment que les négociations directes entre le gouvernement, les dirigeants autochtones et les organisations de pêche sont importantes pour la gestion des pêches.

*"Certains individus enfreignent ouvertement les règles destinées à maintenir nos pêcheries en bonne santé et durables", déclare Gaëtan Robichaud, président de l'Union des pêcheurs des Maritimes. "Nous avons besoin du gouvernement pour protéger le bien public. Cela signifie qu'il faut sévir immédiatement contre toute pêche en dehors des saisons de pêche établies par le gouvernement. L'inaction met l'avenir de la pêche en danger pour tout le monde", selon Colin Sproul de la Bay of Fundy Inshore Fishermen's Association.*

La recherche suggère que les Canadiens moyens sont sur la même longueur d'onde que les principales organisations de pêche du Canada. Environ neuf Canadiens et Canadiennes sur dix (89 %) affirment qu'il est important de veiller à ce que chacun respecte les règlements de pêche fondés sur les principes de durabilité et plus de huit sur dix (87 %) affirment qu'il est important de faire respecter les règles fixées par le ministère des Pêches et des Océans.

*"Les Canadiens et Canadiennes seraient choqués d'apprendre que le gouvernement du Canada n'est pas cohérent dans l'application de ses propres règles visant à protéger les pêches. Les pêcheurs licenciés qui respectent les règles sont témoins de l'inaction du gouvernement. Il faut que cela cesse", déclare Bernie Berry de la Coldwater Lobster Association.*

La même enquête nationale propose également des solutions. Huit Canadiens et Canadiennes sur dix (79 %) estiment qu'il est important que le gouvernement, les dirigeants autochtones et les organisations de pêche négocient directement ensemble pour gérer les pêches.

"Notre coalition d'organisations de pêche du Canada atlantique et du Québec est prête à s'asseoir à la table des négociations pour parler directement avec le gouvernement et les dirigeants autochtones afin de créer un avenir positif pour la pêche pour tous", déclare le président de la PEI Fishermen's Association, Bobby Jenkins. "Malheureusement, nos appels au gouvernement pour qu'il convoque directement les principaux acteurs sont tombés dans l'oreille d'un sourd, mais il n'est pas trop tard et nous serions réjouis de l'action du gouvernement", selon O'Neil Cloutier du Regroupement des pêcheurs professionnels de sud de le Gaspésie au Québec.

## **COALITION DES ORGANISATIONS DE PÊCHES DE L'ATLANTIQUE ET DU QUÉBEC**

Regroupement des pêcheurs professionnels du sud de la Gaspésie (RPPSG)

Union des pêcheurs maritimes (UPM)

PEI Fishermen's Association (PEIFA)

Fundy North Fishermen's Association (FNFA)

Cape Breton Fish Harvesters Association (CBFHA)

Coldwater Lobster Association (CLA)

Bay of Fundy Inshore Fishermen's Association (BoFIFA)

Scotia Fundy Inshore Fishermen's Association (SFIFA)

Brazil Rock 33/34 Lobster Association

Gulf Nova Scotia Bonafide Fishermen's Association (GNSBFA)

Guysborough County Inshore Fishermen's Association (GCIFA)

Eastern Shore Fishermen's Protective Association (ESPFA)

Gulf Nova Scotia Fleet Planning Board (GNSFPB)

**À propos de la recherche** : Nanos a mené un sondage aléatoire hybride à bases duales (lignes terrestres et cellulaires) par téléphone et en ligne auprès de 1 094 canadiens et canadiennes, âgés de 18 ans ou plus, entre le 26 et le 30 juillet 2020, dans le cadre d'une enquête omnibus. Les résultats ont été vérifiés statistiquement et pondérés par âge et par sexe en utilisant les dernières informations du recensement et l'échantillon est stratifié géographiquement pour être représentatif du Canada. La marge d'erreur pour cette enquête est de  $\pm 3,0$  points de pourcentage, 19 fois sur 20. Tous les détails méthodologiques de l'enquête, y compris toutes les questions posées, sont affichés sur le site [www.nanos.co](http://www.nanos.co).

### **Personnes ressources pour les médias :**

Martin Mallet, Directeur exécutif  
Union des pêcheurs des Maritimes  
[martin@mfu-upm.com](mailto:martin@mfu-upm.com)  
(506) 531-5391  
(506) 532-2485

Nik Nanos, Chief Data Scientist  
Nanos Research Corporation  
[nik@nanos.co](mailto:nik@nanos.co)  
613.234.4666, X 237

# Very high level of importance among Canadians for respecting and enforcing fishing regulations and having direct negotiations between the Government, Indigenous leaders and fishing organizations

MFU Survey | Summary

Conducted by Nanos for Maritime Fishermen's Union, August 2020  
Submission 2020-1697



# SUMMARY



A strong majority of Canadians give the importance of having the Government, Indigenous leaders and fishing organizations directly negotiate to manage fisheries when it comes to supporting healthy and sustainable fisheries and aquatic ecosystems in Canada a score of 7 or higher out of 10

Canadians give a very high level of importance to respecting and enforcing fishing regulations and having direct negotiations between the Government, Indigenous leaders and fishing organizations to support healthy and sustainable fisheries and aquatic ecosystems in Canada. A majority of Canadians feel approaches to supporting healthy and sustainable fisheries and aquatic ecosystems in Canada should be applied to everyone without exception, and are divided over whether respecting the inherent rights of Indigenous People to fish and the desire for reconciliation with Indigenous Peoples are valid reasons to have different sets of regulations for Canadians and Indigenous Peoples.

- **A strong majority of Canadians give the importance of banning all fishing outside established fishing seasons when it comes to supporting healthy and sustainable fisheries and aquatic ecosystems in Canada a score of 7 or higher out of 10** – Asked to rate the importance of banning all fishing (i.e. herring, lobster, snow crab) outside government established fishing seasons when it comes to supporting healthy and sustainable fisheries and aquatic ecosystems in Canada, where 0 means not at all important and 10 means very important, Canadians give this a mean score of 8.1 out of 10. Seventy-one per cent rate this as important (score of 7-10), while more than one in ten rate this as of average importance (score of 4-6)(14%), and five per cent rate this as not important (score of 0-3). Eleven per cent are unsure.
- **Close to eight in ten Canadians give the importance of having the Government, Indigenous leaders and fishing organisations directly negotiate to manage fisheries when it comes to supporting healthy and sustainable fisheries and aquatic ecosystems in Canada a score of 7 or higher out of 10** – Asked to rate the importance of having the Government, Indigenous leaders and fishing organizations negotiate directly together to manage the fisheries when it comes to supporting healthy and sustainable fisheries and aquatic ecosystems in Canada, where 0 means not at all important and 10 means very important, Canadians give this a mean score of 8.2 out of 10. Seventy-nine per cent rate this as important (score of 7-10), while just over one in ten rate this as of average importance (score of 4-6)(11%), and five per cent rate this as not important (score of 0-3). Four per cent are unsure. Women give this a higher mean score (mean score of 8.6 out of 10) than men (mean score of 7.8 out of 10).

# SUMMARY



A majority of Canadians say the approach of ensuring everyone respects the government established fishing regulations based on principles of sustainability should be applied to everyone without exception

- **A very strong majority of Canadians give the importance of ensuring everyone respects the government fishing regulations based on sustainability when it comes to supporting healthy and sustainable fisheries and aquatic ecosystems in Canada a score of 7 or higher out of 10** – Asked to rate the importance of ensuring everyone respects the government established fishing regulations based on principles of sustainability when it comes to supporting healthy and sustainable fisheries and aquatic ecosystems in Canada, where 0 means not at all important and 10 means very important, Canadians give this a mean score of 9.0 out of 10. Eighty-nine per cent rate this as important (score of 7-10), while five per cent rate this as average importance (score of 4-6), and two per cent rate this as not important (score of 0-3). Four per cent are unsure.
- **Close to nine in ten Canadians give the importance of enforcing the regulations set forth by the Department of Fisheries and Oceans when it comes to supporting healthy and sustainable fisheries and aquatic ecosystems in Canada a score of 7 or higher out of 10** – Asked to rate the importance of enforcing the regulations set by the Department of Fisheries and Oceans when it comes to supporting healthy and sustainable fisheries and aquatic ecosystems in Canada, where 0 means not at all important and 10 means very important, Canadians give this a mean score of 8.9 out of 10. Eighty-seven per cent rate this as important (score of 7-10), while seven per cent rate this as average importance (score of 4-6), and one per cent rate this as not important (score of 0-3). Five per cent are unsure.
- **Close to six in ten Canadians say the approach of banning all fishing outside government established fishing seasons should be applied to everyone without exception** – A majority of Canadians say the approach to ban all fishing (i.e. herring, lobster, snow crab) outside government established fishing seasons should apply to everyone without exception (59%), while 26 per cent think this approach should apply to everyone except Indigenous Peoples. Fifteen per cent are unsure. Residents of Quebec (68%), the Prairies (63%) and Atlantic Canada (61%) are more likely to say the approach should be applied to everyone than residents of British Columbia (56%) and Ontario (51%), and men are more likely to say this (66%) than women (52%). Older Canadians are more likely to say this approach should apply to everyone (55 plus: 64%; 35 to 54: 61%) than Canadians 18 to 34 (48%).

# SUMMARY



A majority of Canadians say the approach of enforcing the regulations set forth by the Department of Fisheries and Oceans should be applied to everyone without exception

- **More than three in four Canadians say the approach of ensuring everyone respects the government established fishing regulations based on principles of sustainability should be applied to everyone without exception** – A strong majority of Canadians say the approach to ensure everyone respects the government established fishing regulations based on principles of sustainability should apply to everyone without exception (76%), while 16 per cent think this approach should apply to everyone except Indigenous Peoples. Seven per cent are unsure. Residents of Atlantic Canada (85%) and Quebec (82%) are more likely to say the approach should be applied to everyone than residents of Ontario (70%), and men are more likely to prefer this approach (81%) than women (72%). Older Canadians are more likely to say this approach should apply to everyone (55 plus: 81%; 35 to 54: 79%) than Canadians 18 to 34 (67%).
- **Seven in ten Canadians say the approach of enforcing the regulations set forth by the Department of Fisheries and Oceans should be applied to everyone without exception** – A strong majority of Canadians say the approach to enforce the regulations set by the Department of Fisheries and Oceans should apply to everyone without exception (70%), while 20 per cent think this approach should apply to everyone except Indigenous Peoples. Ten per cent are unsure. Residents of Atlantic Canada (76%) are more likely to say the approach should be applied to everyone than residents of Ontario (66%), and men are more likely to prefer this approach (77%) than women (64%). Older Canadians are more likely to say this approach should apply to everyone (55 plus: 74%; 35 to 54: 74%) than Canadians 18 to 34 (60%).
- **Canadians more often say the desire to respect the inherent rights of Indigenous People to fish is a valid or somewhat valid reason to have different sets of regulations for fisheries** – Just over one in two Canadians say the desire to respect the inherent rights of Indigenous Peoples to fish is a valid (26%) or somewhat valid (26%) reason to have one set of regulations for Canadians and another set of regulations for Indigenous Peoples when it comes to Canada's fisheries, oceans and freshwater resources. Just over four in ten say this is somewhat not valid (14%) or not valid (28%), and six per cent are unsure. Residents of British Columbia (35%) and Ontario (34%) are more likely to say this is a valid reason than residents of Atlantic Canada, Quebec or the Prairies (18% respectively), and women are more likely to say this is valid (32%) than men (21%). Younger Canadians (18 to 34) are more likely to say this is valid (35%) than older Canadians (35 to 54: 23%; 55 plus: 23%).

# SUMMARY



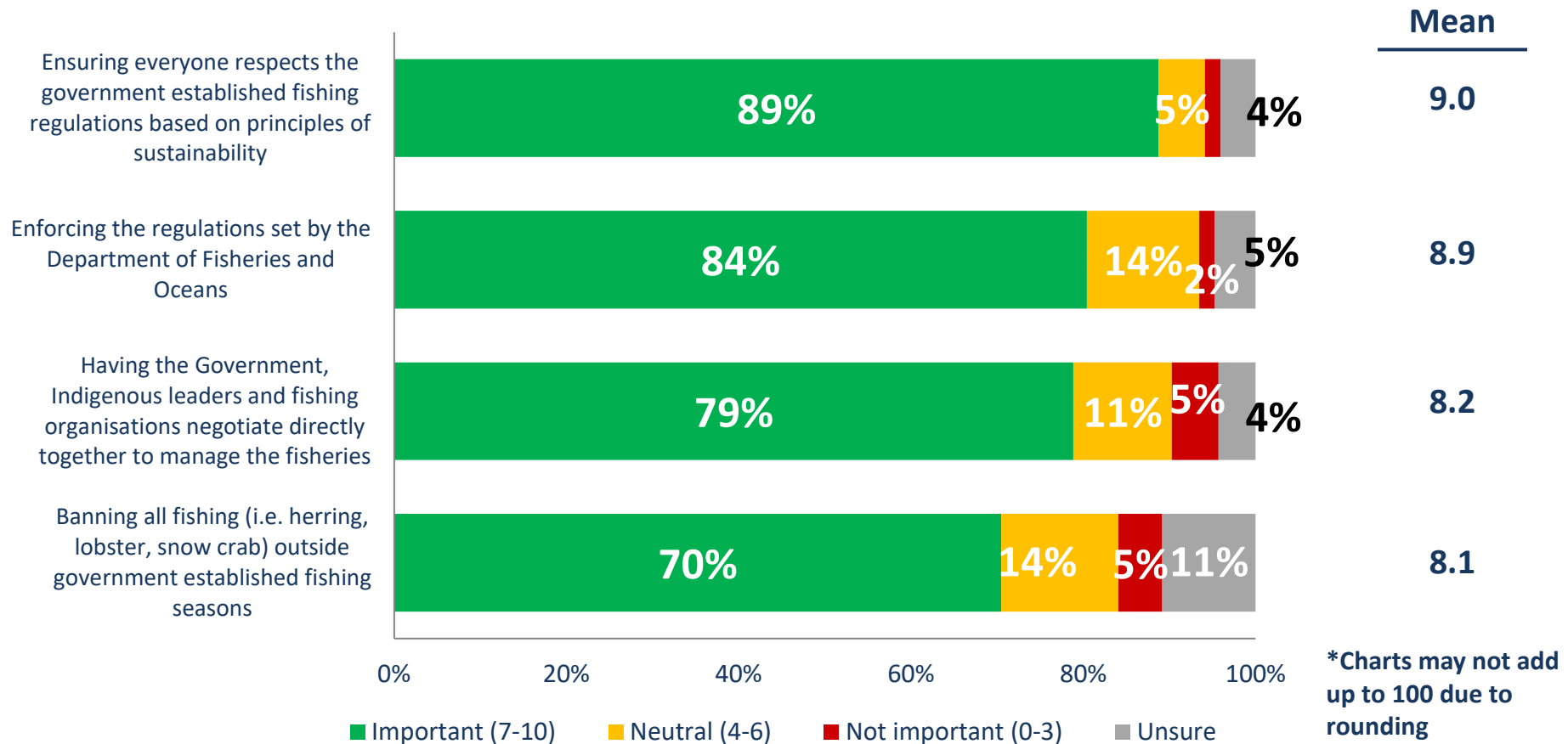
Canadians are divided over whether respecting the inherent rights of Indigenous People to fish and the desire for reconciliation with Indigenous Peoples are valid reasons to have different sets of regulations for Canadians and Indigenous Peoples

- **Canadians are divided on whether the desire for reconciliation with Indigenous Peoples is a valid reason to have different sets of regulations for fisheries** – One in two Canadians say the desire for reconciliation with Indigenous Peoples is a valid (27%) or somewhat valid (23%) reason to have one set of regulations for Canadians and another set of regulations for Indigenous Peoples when it comes to Canada's fisheries, oceans and freshwater resources. Over four in ten say this is somewhat not valid (13%) or not valid (31%), and six per cent are unsure.

Nanos conducted an RDD dual frame (land- and cell-lines) hybrid telephone and online random survey of 1,094 Canadians, 18 years of age or older, between July 26<sup>th</sup> and 30<sup>th</sup>, 2020 as part of an omnibus survey. The results were statistically checked and weighted by age and gender using the latest Census information and the sample is geographically stratified to be representative of Canada. The margin of error for this survey is  $\pm 3.0$  percentage points, 19 times out of 20.

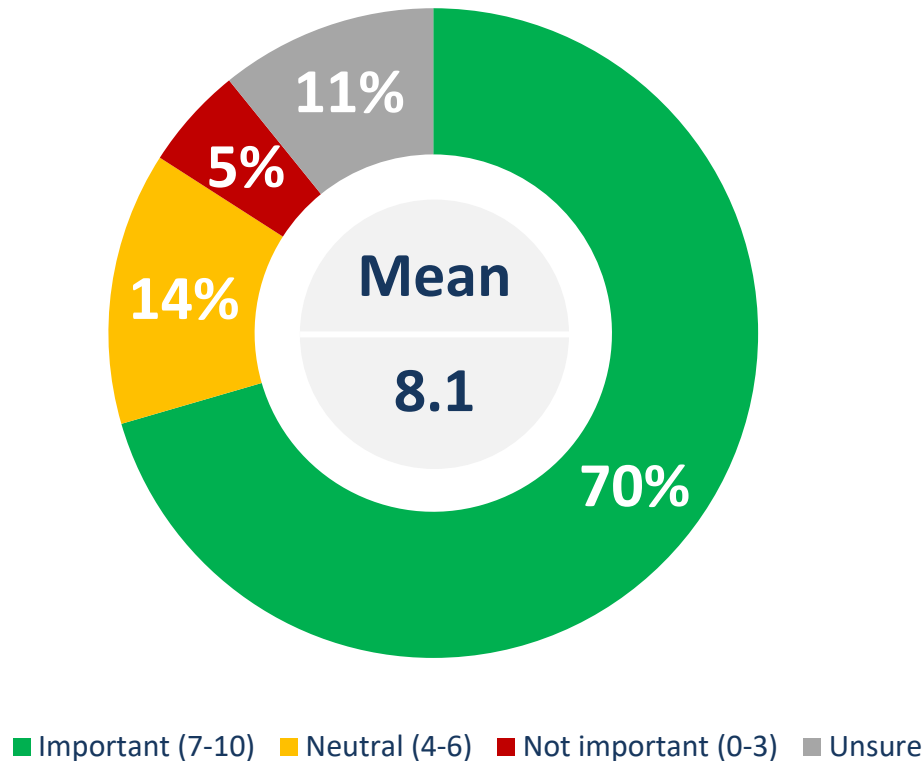
The research was commissioned by Maritime Fishermens' Union and was conducted by Nanos Research.

# Supporting healthy and sustainable fisheries and aquatic ecosystems in Canada



**QUESTION** – Please rate the importance of each of the following approaches when it comes to supporting healthy and sustainable fisheries and aquatic ecosystems in Canada. A rating of zero would mean that it is not at all important and a rating of 10 would mean that the item is very important. [RANDOMIZE 1-4]

# Importance of banning all fishing outside established fishing seasons



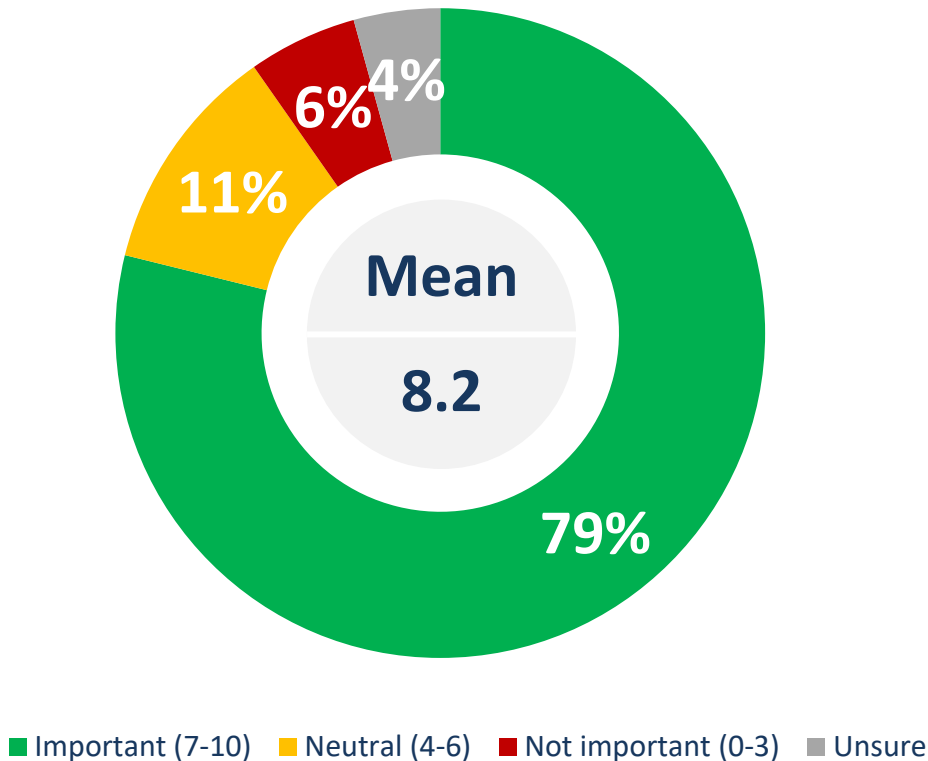
	Mean
Atlantic (n=105)	7.9
Quebec (n=251)	8.6
Ontario (n=364)	8.0
Prairies (n=216)	7.9
British Columbia (n=158)	8.0
Male (n=557)	8.1
Female (n=537)	8.1
18 to 34 (n=277)	7.5
35 to 54 (n=433)	8.1
55 plus (n=384)	8.5

\*Weighted to the true population proportion.  
\*Charts may not add up to 100 due to rounding.

**QUESTION** – Please rate the importance of each of the following approaches when it comes to supporting healthy and sustainable fisheries and aquatic ecosystems in Canada. A rating of zero would mean that it is not at all important and a rating of 10 would mean that the item is very important. [RANDOMIZE 1-4]

**Banning all fishing (i.e. herring, lobster, snow crab) outside government established fishing seasons**

# Importance of negotiations to manage fisheries



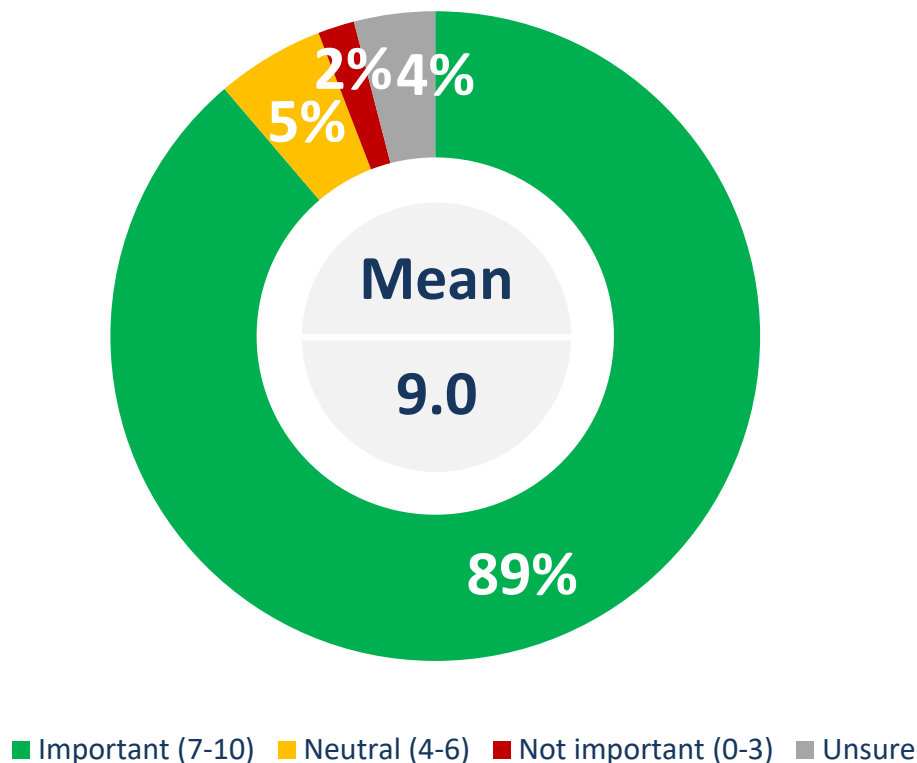
	Mean
Atlantic (n=105)	8.2
Quebec (n=251)	8.3
Ontario (n=364)	8.2
Prairies (n=216)	7.8
British Columbia (n=158)	8.1
Male (n=557)	7.8
Female (n=537)	8.6
18 to 34 (n=277)	7.8
35 to 54 (n=433)	8.2
55 plus (n=384)	8.4

\*Weighted to the true population proportion.  
 \*Charts may not add up to 100 due to rounding.

**QUESTION** – Please rate the importance of each of the following approaches when it comes to supporting healthy and sustainable fisheries and aquatic ecosystems in Canada. A rating of zero would mean that it is not at all important and a rating of 10 would mean that the item is very important. [RANDOMIZE 1-4]

**Having the Government, Indigenous leaders and fishing organizations negotiate directly together to manage the fisheries**

# Importance of ensuring everyone respect government established fishing regulations



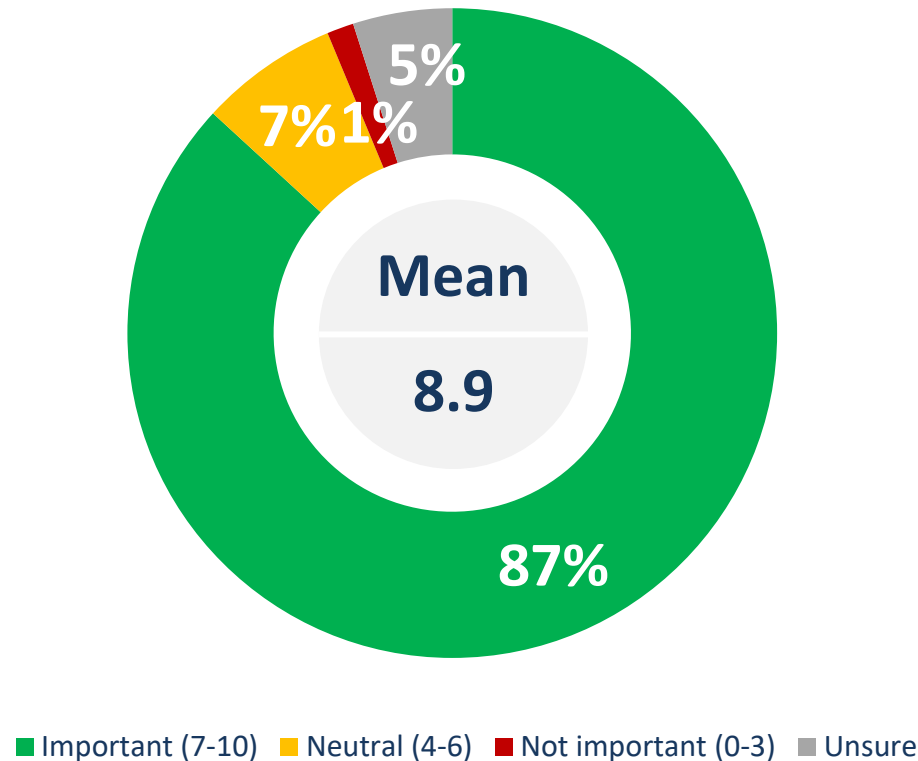
	Mean
Atlantic (n=105)	9.1
Quebec (n=251)	9.2
Ontario (n=364)	8.9
Prairies (n=216)	8.9
British Columbia (n=158)	9.0
Male (n=557)	8.9
Female (n=537)	9.1
18 to 34 (n=277)	8.7
35 to 54 (n=433)	9.0
55 plus (n=384)	9.2

\*Weighted to the true population proportion.  
\*Charts may not add up to 100 due to rounding.

**QUESTION** – Please rate the importance of each of the following approaches when it comes to supporting healthy and sustainable fisheries and aquatic ecosystems in Canada. A rating of zero would mean that it is not at all important and a rating of 10 would mean that the item is very important. [RANDOMIZE 1-4]

**Ensuring everyone respects the government established fishing regulations based on principles of sustainability**

# Importance of enforcing regulations set by Department of Fisheries and Oceans



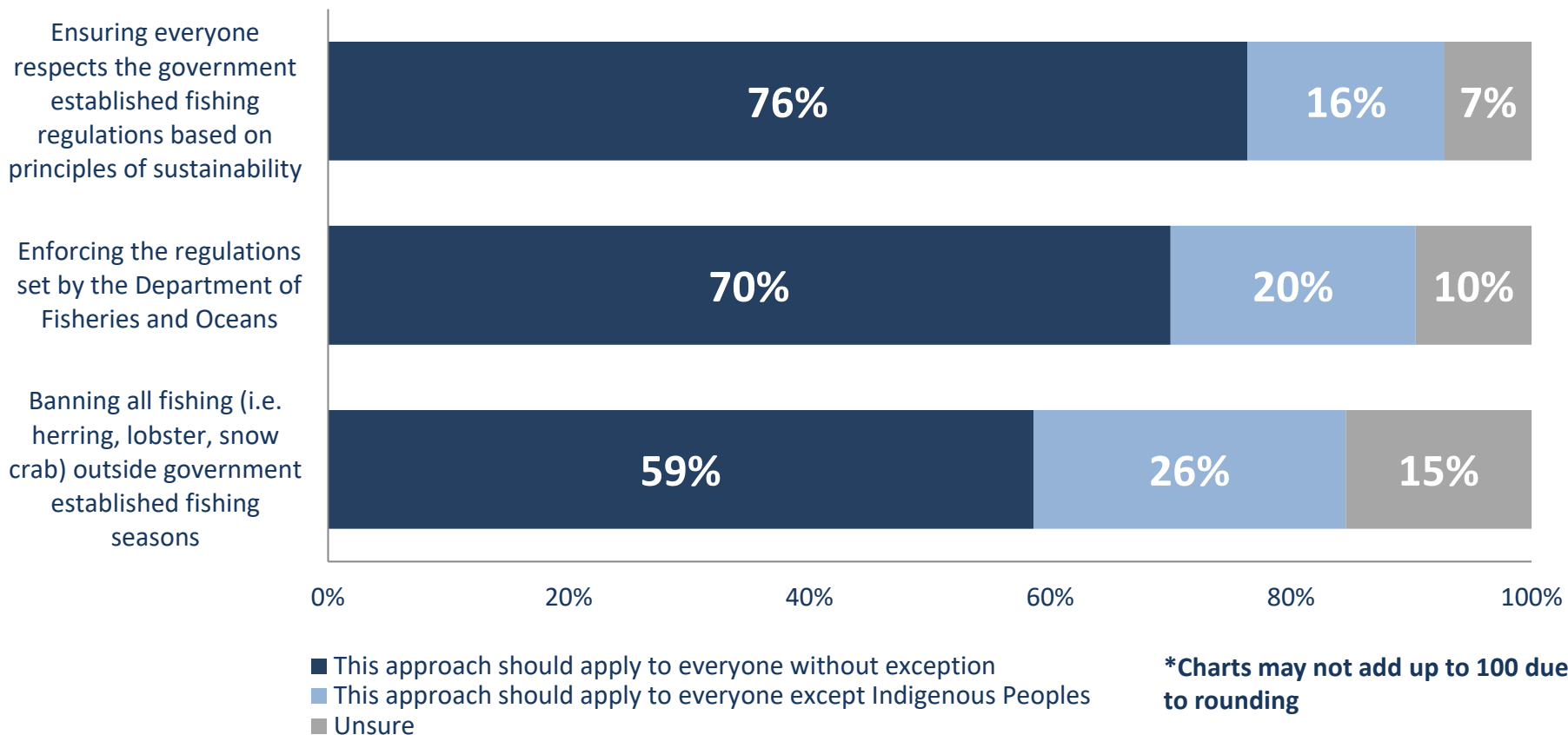
	Mean
Atlantic (n=105)	8.9
Quebec (n=251)	9.1
Ontario (n=364)	8.8
Prairies (n=216)	8.8
British Columbia (n=158)	8.8
Male (n=557)	8.8
Female (n=537)	8.9
18 to 34 (n=277)	8.5
35 to 54 (n=433)	8.9
55 plus (n=384)	9.2

\*Weighted to the true population proportion.  
\*Charts may not add up to 100 due to rounding.

**QUESTION** – Please rate the importance of each of the following approaches when it comes to supporting healthy and sustainable fisheries and aquatic ecosystems in Canada. A rating of zero would mean that it is not at all important and a rating of 10 would mean that the item is very important. [RANDOMIZE 1-4]

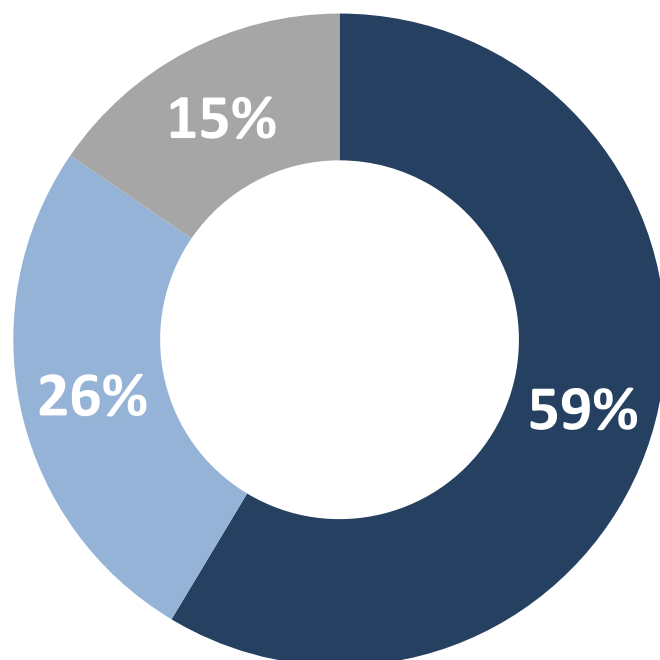
**Enforcing the regulations set by the Department of Fisheries and Oceans**

# Views on the application of fishing regulations



**QUESTION** – For our next set of questions, please indicate which of the following positions best reflects your personal view about the application of each of these approaches. [RANDOMIZE Q5-7] [ROTATE TWO RESPONSE OPTIONS]

# Views on the approach to banning all fishing outside established seasons



- This approach should apply to everyone without exception
- This approach should apply to everyone except Indigenous Peoples
- Unsure

	Apply to everyone no exception	Apply to everyone except Indigenous People
Atlantic (n=105)	61.3%	23.3%
Quebec (n=251)	67.7%	22.5%
Ontario (n=364)	51.4%	31.3%
Prairies (n=216)	62.9%	19.1%
British Columbia (n=158)	56.4%	27.3%
Male (n=557)	66.0%	20.4%
Female (n=537)	51.5%	31.2%
18 to 34 (n=277)	47.9%	32.3%
35 to 54 (n=433)	61.4%	20.6%
55 plus (n=384)	63.7%	26.2%

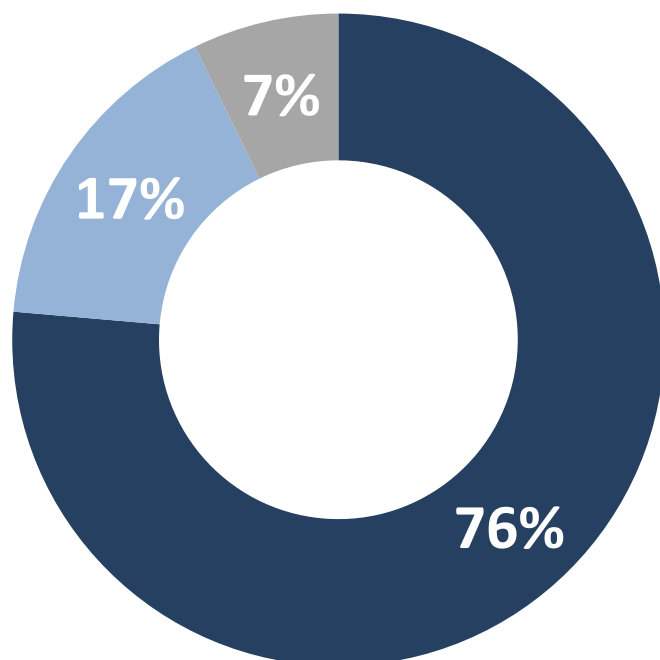
\*Weighted to the true population proportion.

\*Charts may not add up to 100 due to rounding.

**QUESTION** – For our next set of questions, please indicate which of the following positions best reflects your personal view about the application of each of these approaches. [RANDOMIZE Q5-7] [ROTATE TWO RESPONSE OPTIONS]

**Banning all fishing (i.e. herring, lobster, snow crab) outside government established fishing seasons**

# Views on the approach to ensuring everyone respects fishing regulations



- This approach should apply to everyone without exception
- This approach should apply to everyone except Indigenous Peoples
- Unsure

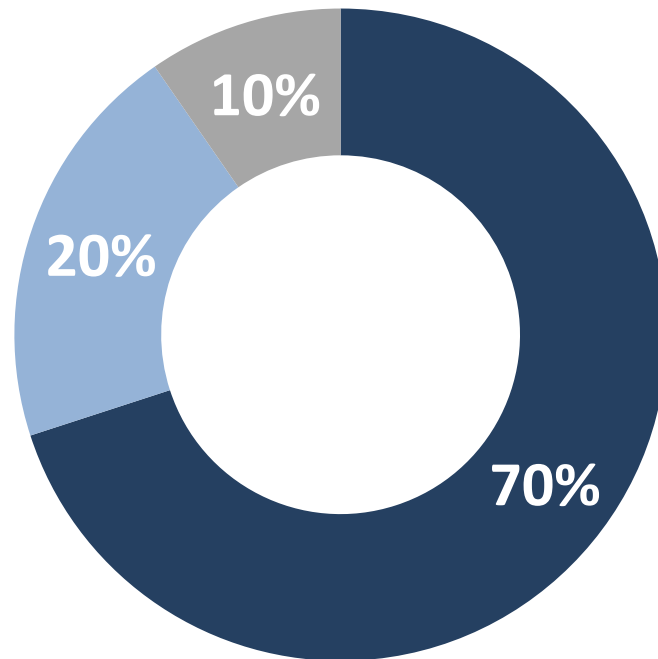
	Apply to everyone no exception	Apply to everyone except Indigenous People
Atlantic (n=105)	85.1%	9.1%
Quebec (n=251)	81.5%	14.6%
Ontario (n=364)	70.3%	20.2%
Prairies (n=216)	77.1%	13.6%
British Columbia (n=158)	79.4%	15.9%
Male (n=557)	81.2%	13.1%
Female (n=537)	71.7%	19.5%
18 to 34 (n=277)	66.7%	23.3%
35 to 54 (n=433)	79.0%	13.5%
55 plus (n=384)	80.9%	14.0%

\*Weighted to the true population proportion.  
 \*Charts may not add up to 100 due to rounding.

**QUESTION** – For our next set of questions, please indicate which of the following positions best reflects your personal view about the application of each of these approaches. [RANDOMIZE Q5-7] [ROTATE TWO RESPONSE OPTIONS]

**Ensuring everyone respects the government established fishing regulations based on principles of sustainability**

# Views on the approach to enforcing regulations set by the Department of Fisheries and Oceans



- This approach should apply to everyone without exception
- This approach should apply to everyone except Indigenous Peoples
- Unsure

	Apply to everyone no exception	Apply to everyone except Indigenous People
Atlantic (n=105)	75.5%	13.8%
Quebec (n=251)	73.6%	19.9%
Ontario (n=364)	65.7%	23.9%
Prairies (n=216)	74.9%	12.8%
British Columbia (n=158)	66.7%	24.6%
Male (n=557)	76.6%	15.7%
Female (n=537)	63.7%	24.9%
18 to 34 (n=277)	60.1%	25.8%
35 to 54 (n=433)	73.5%	17.0%
55 plus (n=384)	74.0%	19.5%

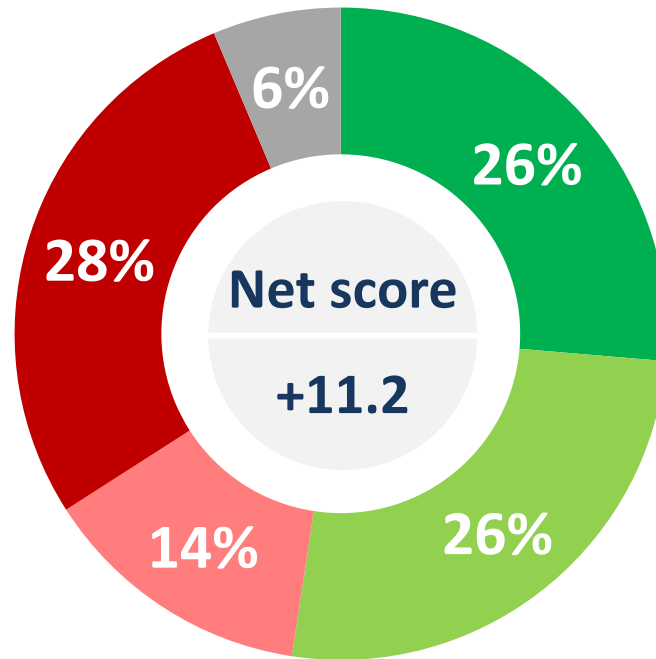
\*Weighted to the true population proportion.

\*Charts may not add up to 100 due to rounding.

**QUESTION** – For our next set of questions, please indicate which of the following positions best reflects your personal view about the application of each of these approaches. [RANDOMIZE Q5-7] [ROTATE TWO RESPONSE OPTIONS]

**Enforcing the regulations set by the Department of Fisheries and Oceans**

# Validity of desire to respect the inherent rights of Indigenous Peoples to fish to have separate regulations



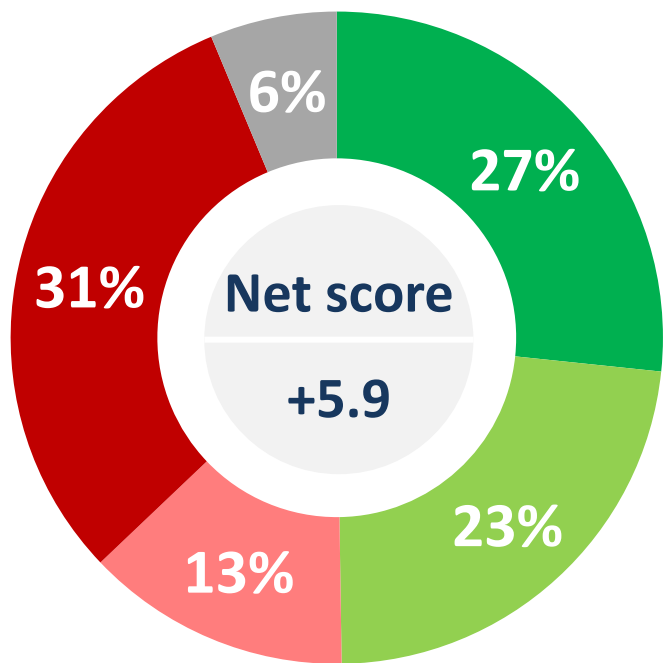
■ Valid ■ Somewhat valid ■ Somewhat not valid ■ Not valid ■ Unsure

	Valid/ somewhat valid
Atlantic (n=105)	52.4%
Quebec (n=251)	46.8%
Ontario (n=364)	56.9%
Prairies (n=216)	43.6%
British Columbia (n=158)	61.0%
Male (n=557)	44.7%
Female (n=537)	59.7%
18 to 34 (n=277)	61.2%
35 to 54 (n=433)	49.6%
55 plus (n=384)	48.7%

\*Weighted to the true population proportion.  
\*Charts may not add up to 100 due to rounding.

**QUESTION – [ROTATE Q8 and Q9]** Is the desire to respect the inherent rights of Indigenous Peoples to fish a valid, somewhat valid, somewhat not valid or a not valid reason to have one set of regulations for Canadians and another set of regulations for Indigenous Peoples when it comes to Canada's fisheries, oceans and freshwater resources?

# Validity of desire for reconciliation as a reason to have separate fishing regulations for Indigenous Peoples



■ Valid ■ Somewhat valid ■ Somewhat not valid ■ Not valid ■ Unsure

	Valid/ somewhat valid
Atlantic (n=105)	54.2%
Quebec (n=251)	45.8%
Ontario (n=364)	55.0%
Prairies (n=216)	38.1%
British Columbia (n=158)	55.6%
Male (n=557)	43.8%
Female (n=537)	55.5%
18 to 34 (n=277)	55.1%
35 to 54 (n=433)	48.8%
55 plus (n=384)	46.8%

\*Weighted to the true population proportion.  
\*Charts may not add up to 100 due to rounding.

**QUESTION** – Is the desire for reconciliation with Indigenous Peoples a valid, somewhat valid, somewhat not valid or a not valid reason to have one set of regulations for Canadians and another set of regulations for Indigenous Peoples when it comes to Canada’s fisheries, oceans and freshwater resources?

# METHODOLOGY



# METHODOLOGY



Nanos conducted an RDD dual frame (land- and cell-lines) hybrid telephone and online random survey of 1,094 Canadians, 18 years of age or older, between July 26<sup>th</sup> and 30<sup>th</sup>, 2020 as part of an omnibus survey. Participants were randomly recruited by telephone using live agents and administered a survey online. The results were statistically checked and weighted by age and gender using the latest Census information and the sample is geographically stratified to be representative of Canada.

Individuals were randomly called using random digit dialling with a maximum of five call backs.

The margin of error for this survey is  $\pm 3.0$  percentage points, 19 times out of 20.

The research was commissioned by Maritime Fishermens' Union and was conducted by Nanos Research.

Note: Charts may not add up to 100 due to rounding.

# TECHNICAL NOTE



Element	Description
Research sponsor	Maritime Fishermen's Union
Population and Final Sample Size	1094 Randomly selected individuals.
Source of Sample	Nanos Panel
Type of Sample	Probability
Margin of Error	±3.0 percentage points, 19 times out of 20.
Mode of Survey	RDD dual frame (land- and cell-lines) hybrid telephone and online omnibus survey
Sampling Method Base	The sample included both land- and cell-lines RDD (Random Digit Dialed) across Canada.
Demographics (Captured)	Atlantic Canada, Quebec, Ontario, Prairies, British Columbia; Men and Women; 18 years and older. Six digit postal code was used to validate geography.
Fieldwork/Validation	Individuals were recruited using live interviews with live supervision to validate work, the research questions were administered online
Number of Calls	Maximum of five call backs to those recruited.
Time of Calls	Individuals recruited were called between 12-5:30 pm and 6:30-9:30pm local time for the respondent.
Field Dates	July 26 <sup>th</sup> to 30 <sup>th</sup> , 2020.
Language of Survey	The survey was conducted in both English and French.
Standards	Nanos Research is a member of the Canadian Research Insights Council (CRIC) and confirms that this research fully complies with all CRIC Standards including the CRIC Public Opinion Research Standards and Disclosure Requirements. <a href="https://canadianresearchinsightscouncil.ca/standards/">https://canadianresearchinsightscouncil.ca/standards/</a>

Element	Description
Weighting of Data	The results were weighted by age and gender using the latest Census information (2016) and the sample is geographically stratified to ensure a distribution across all regions of Canada. See tables for full weighting disclosure
Screening	Screening ensured potential respondents did not work in the market research industry, in the advertising industry, in the media or a political party prior to administering the survey to ensure the integrity of the data.
Excluded Demographics	Individuals younger than 18 years old; individuals without land or cell lines, and individuals without internet access could not participate.
Stratification	By age and gender using the latest Census information (2016) and the sample is geographically stratified to be representative of Canada. Smaller areas such as Atlantic Canada were marginally oversampled to allow for a minimum regional sample.
Estimated Response Rate	Nine percent, consistent with industry norms.
Question Order	Question order in the preceding report reflects the order in which they appeared in the original questionnaire.
Question Content	Topics on the omnibus ahead of the survey content included: views on political issues, views on economic issues, views on the WE controversy, the US-Canada border, Covid-19, the dairy industry, and homelessness.
Question Wording	The questions in the preceding report are written exactly as they were asked to individuals.
Research/Data Collection Supplier	Nanos Research
Contact	Contact Nanos Research for more information or with any concerns or questions. <a href="http://www.nanos.co">http://www.nanos.co</a> Telephone: (613) 234-4666 ext. 237 Email: <a href="mailto:info@nanosresearch.com">info@nanosresearch.com</a> .

# ABOUT NANOS



nanos dimap analytika



NANOS RUTHERFORD McKAY & Co.

As one of North America's premier market and public opinion research firms, we put strategic intelligence into the hands of decision makers. The majority of our work is for private sector and public facing organizations and ranges from market studies, managing reputation through to leveraging data intelligence. Nanos Research offers a vertically integrated full service quantitative and qualitative research practice to attain the highest standards and the greatest control over the research process.

[www.nanos.co](http://www.nanos.co)

This international joint venture between [dimap](#) and [Nanos](#) brings together top research and data experts from North American and Europe to deliver exceptional data intelligence to clients. The team offers data intelligence services ranging from demographic and sentiment microtargeting; consumer sentiment identification and decision conversion; and, data analytics and profiling for consumer persuasion.

[www.nanosdimap.com](http://www.nanosdimap.com)

NRM is an affiliate of Nanos Research and Rutherford McKay Associates. Our service offerings are based on decades of professional experience and extensive research and include public acceptance and engagement, communications audits, and narrative development. [www.nrmpublicaffairs.com](http://www.nrmpublicaffairs.com)

# TABULATIONS





## 2020-1697 – MFU – July OMNI – STAT SHEET

Our next few questions are about the fisheries in Canada. As you may know, the Department of Fisheries and Oceans, which is part of the Government of Canada is the federal lead for safeguarding our waters and managing Canada's fisheries, oceans, and freshwater resources.

Please rate the importance of each of the following approaches when it comes to supporting healthy and sustainable fisheries and aquatic ecosystems in Canada. A rating of zero would mean that it is not at all important and a rating of 10 would mean that the item is very important. [RANDOMIZE]

			Region						Gender		Age		
			Canada 2020-07	Atlantic	Quebec	Ontario	Prairies	British Columbia	Male	Female	18 to 34	35 to 54	55 plus
Question - Banning all fishing (i.e. herring, lobster, snow crab) outside government established fishing seasons	Total	Unwgt N	1094	105	251	364	216	158	557	537	277	433	384
		Wgt N	1000	67	233	384	183	133	490	510	273	341	386
		Mean	8.1	7.9	8.6	8.0	7.9	8.0	8.1	8.1	7.5	8.1	8.5
		Median	9.0	9.0	10.0	9.0	9.0	9.0	9.0	9.0	8.0	9.0	10.0
	Not at all important (0)	%	1.7	1.7	1.3	1.7	1.5	2.9	2.4	1.1	3.1	1.6	0.8
	1	%	0.8	1.6	0.3	1.0	0.3	1.2	0.5	1.0	1.0	1.1	0.4
	2	%	1.1	2.8	0.7	1.1	1.6	0.0	1.6	0.6	0.9	1.4	0.9
	3	%	1.5	3.2	0.6	1.8	2.2	0.6	1.7	1.3	3.5	1.7	0.0
	4	%	1.5	2.1	1.5	0.8	1.5	3.1	1.0	1.9	1.6	1.4	1.4
	5	%	7.8	7.3	4.9	7.6	9.8	11.3	8.3	7.4	8.7	6.9	8.0
	6	%	4.3	3.4	1.7	6.1	3.4	5.2	3.8	4.8	6.2	4.5	2.7
	7	%	8.4	10.1	6.7	9.0	10.2	6.3	7.8	9.0	11.3	7.3	7.4
	8	%	11.9	9.8	13.1	13.0	10.1	10.1	12.1	11.7	11.4	13.4	10.9
	9	%	11.1	11.5	13.8	11.6	9.1	7.1	11.5	10.7	10.2	10.4	12.2
	Very important (10)	%	39.1	40.0	47.1	33.8	36.7	43.4	42.0	36.3	27.3	40.9	45.9
	Unsure	%	10.8	6.4	8.3	12.4	13.7	8.8	7.2	14.3	14.8	9.3	9.3

Nanos conducted an RDD dual frame (land- and cell- lines) hybrid telephone and online random survey of 1,094 Canadians, 18 years of age or older, between July 26<sup>th</sup> and 30<sup>th</sup>, 2020. The margin of error this survey is  $\pm 3.0$  percentage points, 19 times out of 20.

[www.nanos.co](http://www.nanos.co)



## 2020-1697 – MFU – July OMNI – STAT SHEET

Please rate the importance of each of the following approaches when it comes to supporting healthy and sustainable fisheries and aquatic ecosystems in Canada. A rating of zero would mean that it is not at all important and a rating of 10 would mean that the item is very important. [RANDOMIZE]

			Region						Gender		Age		
			Canada 2020-07	Atlantic	Quebec	Ontario	Prairies	British Columbia	Male	Female	18 to 34	35 to 54	55 plus
Question - Having the Government, Indigenous leaders and fishing organisations negotiate directly together to manage the fisheries	Total	Unwgt N	1094	105	251	364	216	158	557	537	277	433	384
		Wgt N	1000	67	233	384	183	133	490	510	273	341	386
		Mean	8.2	8.2	8.3	8.2	7.8	8.1	7.8	8.6	7.8	8.2	8.4
		Median	9.0	9.0	9.0	9.0	8.0	9.0	8.0	9.0	8.0	9.0	9.0
	Not at all important (0)	%	3.2	4.4	3.1	3.3	3.7	1.8	4.9	1.5	3.6	2.6	3.5
	1	%	0.3	0.0	0.3	0.0	0.8	0.7	0.4	0.2	0.0	0.6	0.3
	2	%	0.9	1.0	0.3	1.1	0.3	2.4	1.7	0.2	0.9	1.4	0.5
	3	%	1.0	1.4	0.4	0.8	1.9	1.4	1.1	0.9	0.4	1.4	1.1
	4	%	1.3	0.0	1.2	1.4	1.1	2.1	1.7	0.9	1.1	1.4	1.4
	5	%	5.7	5.5	4.4	4.7	8.3	7.3	7.4	4.1	9.3	5.6	3.3
	6	%	4.4	5.4	4.5	4.0	4.6	4.8	4.2	4.7	6.7	3.2	3.9
	7	%	9.1	6.6	8.2	10.4	10.1	6.6	11.0	7.2	11.8	9.4	6.9
	8	%	16.4	14.2	18.0	15.4	18.3	14.6	16.7	16.1	18.1	15.4	16.0
	9	%	12.7	13.7	14.4	12.2	11.9	11.8	12.2	13.2	10.8	13.1	13.7
	Very important (10)	%	40.7	42.3	40.3	43.4	32.6	43.9	35.4	45.7	29.5	42.5	47.0
	Unsure	%	4.3	5.5	5.0	3.2	6.4	2.5	3.1	5.5	8.0	3.5	2.4

Nanos conducted an RDD dual frame (land- and cell- lines) hybrid telephone and online random survey of 1,094 Canadians, 18 years of age or older, between July 26<sup>th</sup> and 30<sup>th</sup>, 2020. The margin of error this survey is  $\pm 3.0$  percentage points, 19 times out of 20.

[www.nanos.co](http://www.nanos.co)



## 2020-1697 – MFU – July OMNI – STAT SHEET

Please rate the importance of each of the following approaches when it comes to supporting healthy and sustainable fisheries and aquatic ecosystems in Canada. A rating of zero would mean that it is not at all important and a rating of 10 would mean that the item is very important. [RANDOMIZE]

			Region						Gender		Age		
			Canada 2020-07	Atlantic	Quebec	Ontario	Prairies	British Columbia	Male	Female	18 to 34	35 to 54	55 plus
Question - Ensuring everyone respects the government established fishing regulations based on principles of sustainability	Total	Unwgt N	1094	105	251	364	216	158	557	537	277	433	384
		Wgt N	1000	67	233	384	183	133	490	510	273	341	386
		Mean	9.0	9.1	9.2	8.9	8.9	9.0	8.9	9.1	8.7	9.0	9.2
		Median	10.0	10.0	10.0	10.0	10.0	10.0	10.0	10.0	10.0	10.0	10.0
	Not at all important (0)	%	0.7	1.0	0.9	0.3	0.3	2.0	1.3	0.1	1.2	0.3	0.7
	1	%	0.2	0.0	0.0	0.5	0.0	0.0	0.4	0.0	0.0	0.6	0.0
	2	%	0.5	1.0	0.0	0.5	1.3	0.5	0.5	0.6	0.2	0.8	0.5
	3	%	0.4	0.0	0.0	0.8	0.5	0.0	0.6	0.2	0.8	0.5	0.0
	4	%	0.3	0.0	0.5	0.0	0.5	0.6	0.2	0.4	0.6	0.0	0.3
	5	%	3.1	0.0	1.7	4.2	4.1	2.5	2.8	3.3	4.9	2.7	2.2
	6	%	2.0	4.5	1.7	2.4	1.2	1.1	2.3	1.7	2.8	1.8	1.6
	7	%	4.9	2.6	3.9	5.0	7.0	4.4	5.5	4.3	7.6	4.8	3.0
	8	%	12.4	15.3	12.2	13.0	11.4	10.9	11.6	13.2	13.6	15.1	9.2
	9	%	13.7	15.6	15.9	13.3	10.3	14.8	14.0	13.4	13.7	13.0	14.3
	Very important (10)	%	57.8	57.7	60.3	55.5	56.9	61.4	58.3	57.3	49.5	57.3	64.1
	Unsure	%	4.0	2.5	2.9	4.5	6.7	1.8	2.6	5.5	5.1	3.1	4.1

Nanos conducted an RDD dual frame (land- and cell- lines) hybrid telephone and online random survey of 1,094 Canadians, 18 years of age or older, between July 26<sup>th</sup> and 30<sup>th</sup>, 2020. The margin of error this survey is  $\pm 3.0$  percentage points, 19 times out of 20.

[www.nanos.co](http://www.nanos.co)



## 2020-1697 – MFU – July OMNI – STAT SHEET

Please rate the importance of each of the following approaches when it comes to supporting healthy and sustainable fisheries and aquatic ecosystems in Canada. A rating of zero would mean that it is not at all important and a rating of 10 would mean that the item is very important. [RANDOMIZE]

			Region						Gender		Age		
			Canada 2020-07	Atlantic	Quebec	Ontario	Prairies	British Columbia	Male	Female	18 to 34	35 to 54	55 plus
Question - Enforcing the regulations set by the Department of Fisheries and Oceans	Total	Unwgt N	1094	105	251	364	216	158	557	537	277	433	384
		Wgt N	1000	67	233	384	183	133	490	510	273	341	386
		Mean	8.9	8.9	9.1	8.8	8.8	8.8	8.8	8.9	8.5	8.9	9.2
		Median	10.0	10.0	10.0	10.0	10.0	10.0	10.0	10.0	9.0	10.0	10.0
	Not at all important (0)	%	0.6	1.0	0.9	0.3	0.3	1.3	1.1	0.1	1.2	0.3	0.4
	2	%	0.4	0.0	0.0	0.8	0.0	0.5	0.6	0.2	1.0	0.3	0.0
	3	%	0.4	0.0	0.0	0.8	0.5	0.0	0.6	0.2	0.0	1.1	0.0
	4	%	0.5	0.7	0.3	0.2	1.2	0.6	0.6	0.5	1.1	0.6	0.0
	5	%	3.8	2.4	1.6	3.6	7.1	4.4	4.1	3.5	4.8	4.1	2.8
	6	%	2.6	3.7	2.3	3.0	1.3	3.0	2.6	2.6	4.5	1.7	2.0
	7	%	7.3	6.3	5.1	9.4	6.6	6.6	5.9	8.6	10.9	6.8	5.3
	8	%	11.6	15.4	13.2	10.6	11.9	9.7	12.4	10.9	12.1	14.3	8.9
	9	%	16.3	17.0	19.8	15.9	11.6	17.5	16.2	16.4	15.5	16.3	17.0
	Very important (10)	%	51.5	48.7	54.1	49.8	52.5	52.4	52.8	50.3	41.7	50.4	59.5
	Unsure	%	4.9	4.7	2.8	5.6	7.0	4.1	3.0	6.8	7.1	4.2	4.0

Nanos conducted an RDD dual frame (land- and cell- lines) hybrid telephone and online random survey of 1,094 Canadians, 18 years of age or older, between July 26<sup>th</sup> and 30<sup>th</sup>, 2020. The margin of error this survey is  $\pm 3.0$  percentage points, 19 times out of 20.

[www.nanos.co](http://www.nanos.co)



## 2020-1697 – MFU – July OMNI – STAT SHEET

For our next set of questions, please indicate which of the following positions best reflects your personal view about the application of each of these approaches. [RANDOMIZE] [ROTATE TWO RESPONSE OPTIONS]

			Region						Gender		Age		
			Canada 2020-07	Atlantic	Quebec	Ontario	Prairies	British Columbia	Male	Female	18 to 34	35 to 54	55 plus
Question - Banning all fishing (i.e. herring, lobster, snow crab) outside government established fishing seasons	Total	Unwgt N	1094	105	251	364	216	158	557	537	277	433	384
		Wgt N	1000	67	233	384	183	133	490	510	273	341	386
	This approach should apply to everyone without exception	%	58.6	61.3	67.7	51.4	62.9	56.4	66.0	51.5	47.9	61.4	63.7
	This approach should apply to everyone except Indigenous Peoples	%	25.9	23.3	22.5	31.3	19.1	27.3	20.4	31.2	32.3	20.6	26.2
	Unsure	%	15.4	15.5	9.8	17.4	18.0	16.3	13.6	17.3	19.8	18.0	10.1

For our next set of questions, please indicate which of the following positions best reflects your personal view about the application of each of these approaches. [RANDOMIZE] [ROTATE TWO RESPONSE OPTIONS]

			Region						Gender		Age		
			Canada 2020-07	Atlantic	Quebec	Ontario	Prairies	British Columbia	Male	Female	18 to 34	35 to 54	55 plus
Question - Ensuring everyone respects the government established fishing regulations based on principles of sustainability	Total	Unwgt N	1094	105	251	364	216	158	557	537	277	433	384
		Wgt N	1000	67	233	384	183	133	490	510	273	341	386
	This approach should apply to everyone without exception	%	76.4	85.1	81.5	70.3	77.1	79.4	81.2	71.7	66.7	79.0	80.9
	This approach should apply to everyone except Indigenous Peoples	%	16.4	9.1	14.6	20.2	13.6	15.9	13.1	19.5	23.3	13.5	14.0
	Unsure	%	7.2	5.9	3.8	9.5	9.3	4.7	5.7	8.8	10.0	7.5	5.0

Nanos conducted an RDD dual frame (land- and cell- lines) hybrid telephone and online random survey of 1,094 Canadians, 18 years of age or older, between July 26<sup>th</sup> and 30<sup>th</sup>, 2020. The margin of error this survey is  $\pm 3.0$  percentage points, 19 times out of 20.

[www.nanos.co](http://www.nanos.co)



## 2020-1697 – MFU – July OMNI – STAT SHEET

For our next set of questions, please indicate which of the following positions best reflects your personal view about the application of each of these approaches. [RANDOMIZE] [ROTATE TWO RESPONSE OPTIONS]

			Region						Gender		Age		
			Canada 2020-07	Atlantic	Quebec	Ontario	Prairies	British Columbia	Male	Female	18 to 34	35 to 54	55 plus
Question - Enforcing the regulations set by the Department of Fisheries and Oceans	Total	Unwgt N	1094	105	251	364	216	158	557	537	277	433	384
		Wgt N	1000	67	233	384	183	133	490	510	273	341	386
	This approach should apply to everyone without exception	%	70.0	75.5	73.6	65.7	74.9	66.7	76.6	63.7	60.1	73.5	74.0
	This approach should apply to everyone except Indigenous Peoples	%	20.4	13.8	19.9	23.9	12.8	24.6	15.7	24.9	25.8	17.0	19.5
	Unsure	%	9.6	10.7	6.4	10.4	12.3	8.7	7.7	11.5	14.2	9.5	6.5

			Region						Gender		Age		
			Canada 2020-07	Atlantic	Quebec	Ontario	Prairies	British Columbia	Male	Female	18 to 34	35 to 54	55 plus
Question - Is the desire to respect the inherent rights of Indigenous Peoples to fish a valid, somewhat valid, somewhat not valid or a not valid reason to have one set of regulations for Canadians and another set of regulations for Indigenous Peoples when it comes to Canada's fisheries, oceans and freshwater resources? [ROTATE]	Total	Unwgt N	1094	105	251	364	216	158	557	537	277	433	384
		Wgt N	1000	67	233	384	183	133	490	510	273	341	386
	Valid	%	26.3	18.1	18.4	33.7	17.8	34.7	20.9	31.5	34.7	23.0	23.4
	Somewhat valid	%	26.1	34.3	28.4	23.2	25.8	26.3	23.8	28.2	26.5	26.6	25.3
	Somewhat not valid	%	13.5	12.1	17.6	12.9	13.5	9.0	16.0	11.1	10.6	15.7	13.7
	Not valid	%	27.7	29.4	27.2	24.2	36.8	25.4	34.1	21.6	21.5	28.1	31.8
	Unsure	%	6.4	6.1	8.4	5.9	6.1	4.5	5.2	7.5	6.8	6.6	5.8

Nanos conducted an RDD dual frame (land- and cell- lines) hybrid telephone and online random survey of 1,094 Canadians, 18 years of age or older, between July 26<sup>th</sup> and 30<sup>th</sup>, 2020. The margin of error this survey is  $\pm 3.0$  percentage points, 19 times out of 20.

[www.nanos.co](http://www.nanos.co)



2020-1697 – MFU – July OMNI – STAT SHEET

			Region						Gender		Age		
			Canada 2020-07	Atlantic	Quebec	Ontario	Prairies	British Columbia	Male	Female	18 to 34	35 to 54	55 plus
Question - Is the desire for reconciliation with Indigenous Peoples a valid, somewhat valid, somewhat not valid or a not valid reason to have one set of regulations for Canadians and another set of regulations for Indigenous Peoples when it comes to Canada's fisheries, oceans and freshwater resources? [ROTATE]	Total	Unwgt N	1094	105	251	364	216	158	557	537	277	433	384
		Wgt N	1000	67	233	384	183	133	490	510	273	341	386
	Valid	%	26.7	28.8	22.1	31.6	18.1	31.2	21.1	32.0	32.3	24.1	24.9
	Somewhat valid	%	23.1	25.4	23.7	23.4	20.0	24.4	22.7	23.5	22.8	24.7	21.9
	Somewhat not valid	%	13.1	11.1	15.7	11.5	16.1	10.1	13.7	12.6	12.3	13.0	13.9
	Not valid	%	30.8	30.1	29.5	28.1	39.2	29.8	38.2	23.7	25.2	31.4	34.3
	Unsure	%	6.3	4.5	9.0	5.4	6.6	4.4	4.3	8.2	7.4	6.8	5.0

Nanos conducted an RDD dual frame (land- and cell- lines) hybrid telephone and online random survey of 1,094 Canadians, 18 years of age or older, between July 26<sup>th</sup> and 30<sup>th</sup>, 2020. The margin of error this survey is  $\pm 3.0$  percentage points, 19 times out of 20.

[www.nanos.co](http://www.nanos.co)