

Parents' comfort levels with return to school are mixed, but they support funding for mental health, online learning and technology, and health and safety

OPSBA June | Summary

Conducted by Nanos for OPSBA, June 2020
Submission 2020-1668



ONTARIO PUBLIC
SCHOOL BOARDS'
ASSOCIATION

Leading Education's Advocates



NANOS

Ontarians are almost twice as likely to say that spending on public education is more important than eliminating the deficit

Ontarians are nearly twice as likely to say that spending on public education is more important than eliminating the deficit. A majority of Ontarians would support or somewhat support restarting schools by having students attend in-person part time as well as online learning, and a majority support a mixed model of education including both in-person and online components. A strong majority say it is important or somewhat important for students at all levels to have real time interaction with their teacher and other students while learning online, and a majority support or somewhat support additional funding for a variety of purposes including increased transportation to schools, support for students with special education needs, and support for marginalized students.

A strong majority say it is important or somewhat important to consider the mental health needs of students, teachers and education workers when thinking of a return to in-person instruction in schools.

Opening schools in September

- **Ontarians with children in the public school system have mixed views in terms of their level of comfort with students and staff returning to the school environment in September if the government decided to re-open schools** – Just over one in two Ontarians with at least one child in the public school system say they would be comfortable (18%) or somewhat comfortable (35%) with students, staff and education workers returning to the school environment if the government decides to re-open schools in September upon the advice of the Chief Medical Officer of Health. Over four in ten say they would be somewhat uncomfortable (25%) or uncomfortable (18%). Four per cent are unsure.
- **Just over one in ten Ontarians with children in the public school system say they are likely to keep their child home from school this coming September** – More than four in ten Ontarians with children in the public school system say they are likely (12%) or somewhat likely (32%) to keep their child(ren) home from school this coming September, while just over four in ten say they are somewhat not likely (22%) or not likely (19%). Fifteen per cent are unsure.

A majority say it is important for students at all levels to have real time interaction with their teacher and other students while learning online

- **Just over one in four Ontarians with children in the public school system would support a mixed model of education delivery including in-person and online delivery** – Over a quarter of Ontarians with children in the public school system would support (26%; 48% somewhat support) a mixed model of education delivery in which a portion of the student's education is delivered in-person and a portion delivered online, while just over two in ten would somewhat oppose (12%) or oppose this (nine per cent). Four per cent are unsure.

Online learning

- **Over six in ten Ontarians say it is important for kindergarten to grade three students to also have real-time interaction with their teacher and other students when undertaking online learning** – A majority of Ontarians say it is important (64%; 21% somewhat important) for students in kindergarten to grade three to also have real-time/live interaction with their teacher and other students when undertaking online learning, while one in ten say this is somewhat unimportant (five per cent) or unimportant (five per cent). Five per cent are unsure. Residents of the GTA (58%) and the City of Toronto (59%) are less likely to say this is important than residents of Northern Ontario (72%).
- **A majority of Ontarians say it is important for students in grades four to eight to also have real-time interaction with their teacher and other students when undertaking online learning** – Nearly two in three Ontarians say it is important (64%; 27% somewhat important) for students in grades four to eight to also have real-time/live interaction with their teacher and other students when undertaking online learning, while less than one in ten say this is somewhat unimportant (four per cent) or unimportant (two per cent). Four per cent are unsure. Residents of Northern Ontario (72%) and Eastern Ontario (71%) are more likely to say this is important than residents of the GTA (58%) or the City of Toronto (57%).
- **Over half of Ontarians say it is important for secondary students to also have real-time interaction with their teacher and other students when undertaking online learning** – Just over one in two Ontarians say it is important (52%; 32% somewhat important) for secondary students to also have real-time/live interaction with their teacher and other students when undertaking online learning, while just over one in ten say this is somewhat unimportant (eight per cent) or unimportant (four per cent). Four per cent are unsure.

Seven in ten
Ontarians who
report having
experience with
online learning
during the school
year say the
experience was
positive or
somewhat positive

- **A majority of Ontarians with a child or children in the public school system report their household did experience online learning during the current school year** – Ninety-two per cent of Ontarians with two or more children in the public school system report they have experienced online learning during the school year, while 80 per cent of those with one child in the system report experiencing this.
- **Two in ten Ontarians who report having experience with online learning during the school year say the experience was positive** – Just over two in ten Ontarians who report having experience with online learning during the current school year say the online learning experience was positive (21%; 48% somewhat positive), while just under three in ten say their experience was somewhat negative (21%) or negative (seven per cent). Three per cent are unsure.
- **Ontarians who report having experience with online learning during the school year mention direct interaction with teachers and one-on-one time in terms of what would have the online learning experience better** – Asked what would have made the online learning experience better, Ontarians who report having experience with online learning during the school year more often report direct interaction with teachers/one-on-one time (16%), followed by having more live classes/meetings/interactions with peers (13%), better internet connection/better technology/platform (11%), nothing (10%), more resources for parents and students/instructions on what to do (nine per cent), and more structured/organized (seven per cent).
- **Ontarians who report having experience with online learning during the school year more often report the online learning sometimes took place in real-time with other students** – Asked if the online learning took place live in real-time with other students, just over one in two say yes, sometimes (51%), while 32 per cent say it never took place real time, and 17 per cent say yes, all the time. City of Toronto residents are more likely to report it took place in real-time all the time (26%) than residents of Southwestern Ontario (eight per cent), Eastern Ontario (10%) or Golden Horseshoe West (11%). Ontarians with one child in the public school system are more likely to report this took place all the time (21%) than those with two or more children in the system (eight per cent).

- **One in four Ontarians who report having experience with online learning during the school year with real-time learning taking place at least sometimes say the experience was useful** – A quarter of Ontarians who report having experience with online learning during the school year and who report the online learning took place live in real-time at least sometimes with other students, say the real-time online experience was useful (25%; 53% somewhat useful). Just under two in ten say this was somewhat not useful (14%) or not useful (five per cent), and four per cent are unsure.

Returning to in-person schooling

- **Just over one in four Ontarians would support restarting schools by having students attend in-person part-time in addition to online learning** – More than a quarter of Ontarians say they would support (26%; 45% somewhat support) restarting schools by having students attend in-person part-time, in addition to online learning, while just under two in ten would somewhat oppose (10%) or oppose this (nine per cent). Ten per cent are unsure.
- **Three in four Ontarians say it is important to consider the advice of healthcare professionals when thinking of a return to in-person instruction in schools** – A strong majority of Ontarians say it is important (76%) or somewhat important (19%) to consider the advice of healthcare professionals when thinking of a return to in-person instruction in schools, while two per cent say this is somewhat not important and one per cent say it is not important. Three per cent are unsure.
- **More than one in two Ontarians say it is important to consider the need for childcare in order to re-open the economy when thinking of a return to in-person instruction in schools** – Just over half of Ontarians say it is important (53%; 31% somewhat important) to consider the need for childcare in order to re-open the economy when thinking of a return to in-person instruction in schools, while just over one in ten say this is somewhat not important (six per cent) or not important (four per cent). Five per cent are unsure.

More than three in four Ontarians say it is important to consider the advice of healthcare professionals when thinking of a return to in-person instruction in schools

A strong majority of Ontarians say it is important to consider the mental health needs of children when thinking of a return to in-person instruction in schools

- **Three in four Ontarians say it is important to consider the educational needs of children when thinking of a return to in-person instruction in schools** – A majority of Ontarians say it is important (75%; 20% somewhat important) to consider the educational needs of children when thinking of a return to in-person instruction in schools, while two per cent say this is somewhat not important and one per cent say this is not important. Three per cent are unsure. Residents of Northern Ontario are more likely to say this is important (87%) than residents of the GTA (69%). Ontarians with two or more children in the public school system are more likely to say this is important (82%) than those with one child in the system (69%).
- **Over seven in ten Ontarians say it is important to consider the mental health needs of children when thinking of a return to in-person instruction in schools** – A majority of Ontarians say it is important (73%; 20% somewhat important) to consider the mental health needs of children when thinking of a return to in-person instruction in schools, while three per cent say this is somewhat not important and one per cent say this is not important. Three per cent are unsure. Residents of Northern Ontario are more likely to say this is important (85%) than residents of the GTA (64%) and the City of Toronto (69%), and women are more likely to say this is important (78%) than men (67%).
- **A majority of Ontarians say it is important to consider staff health and worker safety when thinking of a return to in-person instruction in schools** – Over three in four Ontarians say it is important (77%; 17% somewhat important) to consider staff health and worker safety when thinking of a return to in-person instruction in schools, while two per cent say this is somewhat not important and one per cent say this is not important. Three per cent are unsure. Women are more likely to say this is important (83%) than men (72%).
- **Ontarians more often mention nothing else or health and safety of all and following health and safety protocols in terms of considerations when deciding to return to in-person instruction** – Asked if there is anything else that should be considered when deciding about a return to in-person instruction in schools, Ontarians more often mention nothing else (24%), followed by health and safety of all/following health and safety protocols (17%), class size/reduce number of children per class/social distancing (10%), and up to date cases of COVID-19 infections/risk of second wave (five per cent).

Ontarians have a stronger intensity of support for more funding for those students with special education needs, for additional caretaking and cleaning supplies and for those students who are considered marginalized and/or need help.

Support for funding

- **One in three Ontarians would support more funding for transportation to allow for more school busses** – One third of Ontarians would support (34%; 34% somewhat support) more funding for transportation to allow for more school busses, while over two in ten would somewhat not support (13%) or not support this (10%). Nine per cent are unsure. Residents of Central Ontario are more likely to support this (43%) than residents of the GTA (27%).
- **Just over one in two Ontarians would support more funding for additional caretaking and cleaning supplies** – Over half of Ontarians would support (53%; 33% somewhat support) more funding for additional caretaking and cleaning supplies, while one in ten would somewhat not support (seven per cent) or not support this (three per cent). Five per cent are unsure. Residents of Northern Ontario are more likely to support this (60%) than residents of the City of Toronto (49%) and the GTA (45%), and women are more likely to support this (59%) than men (45%).
- **One in two Ontarians would support more funding for technology including devices and equipment for students and teachers** – One half of Ontarians would support (50%; 35% somewhat support) more funding for technology, including devices for students and equipment for teachers and education workers, as well as increasing the infrastructure for those areas in the province with limited access. One in ten Ontarians would somewhat not support this (six per cent) or not support this (four per cent), and five per cent are unsure. Residents of Northern Ontario are more likely to support this (63%) than residents of the GTA (39%).
- **Just over one in two Ontarians would support more funding for those students with special education needs** – Over half of Ontarians would support (54%; 30% somewhat support) more funding for those students with special education needs, while one in ten would somewhat not support (six per cent) or not support this (four per cent). Seven per cent are unsure. Residents of Northern Ontario are more likely to support this (64%) than residents of the GTA (47%).

A majority of Ontarians are concerned or somewhat concerned about the pandemic's effects on students' mental health

- **Just over one in two Ontarians would support more funding for those students who are considered marginalized and/or need help** – More than one half of Ontarians would support (53%; 32% somewhat support) more funding for those students who are considered marginalized and/or need help to catch up due to the learning gap created by the pandemic, while under one in ten would somewhat not support (five per cent) or not support this (four per cent). Six per cent are unsure. Residents of Northern Ontario are more likely to support this (64%) than residents of the GTA (42%).
- **Over four in ten Ontarians would support more online learning professional development for teachers** – More than four in ten Ontarians would support (44%; 35% somewhat support) more online learning professional development for teachers, while over one in ten would somewhat not support (seven per cent) or not support this (seven per cent). Seven per cent are unsure.
- **Just over four in ten Ontarians would support more funding for increased online course options for secondary school students** – More than four in ten Ontarians would support (42%; 37% somewhat support) more funding for increased online course options for secondary school students, while under two in ten would somewhat not support (eight per cent) or not support this (seven per cent). Six per cent are unsure.
- **Just under four in ten Ontarians would support more funding to allow boards to be creative in their learning environment** – Close to four in ten Ontarians would support (39%; 38% somewhat support) more funding to allow boards to be creative in their learning environments, i.e. outside settings, while under two in ten would somewhat not support (nine per cent) or not support this (six per cent). Eight per cent are unsure. Residents of Northern Ontario are more likely to support this (52%) than residents of the GTA (31%).
- **Over half of Ontarians are concerned about the pandemic's effects on students' mental health** – More than one in two Ontarians are concerned (54%; 32% somewhat concerned) about the pandemic's effects on students' mental health, while over one in ten are somewhat not concerned (nine per cent) or not concerned (three per cent). Three per cent are unsure. Women are more likely to be concerned (60%) about this than men (46%).

Ontarians are almost twice as likely to say spending money on public education is a more important spending priority for the government than eliminating the deficit

- **Four in ten Ontarians are concerned about the pandemic's effects on teachers' and education workers' mental health** – Four in ten Ontarians are concerned (40%; 36% somewhat concerned) about the pandemic's effects on teachers' and education workers' mental health, while over two in ten are somewhat not concerned (13%) or not concerned (nine per cent). Three per cent are unsure. Women are more likely to be concerned (45%) about this than men (34%).
- **Ontarians are nearly two times more likely to say spending money on public education is a more important spending priority for the government than eliminating the deficit** – Fifty-one per cent of Ontarians say spending money on public education is a more important spending priority for the government, while 27 per cent say eliminating the deficit and paying down the debt is more important. Twenty-two per cent are unsure.

Nanos conducted a representative online survey of 2019 Ontarians, from June 23rd to 28th, 2020, drawn from a non-probability panel. The results were statistically checked and weighted by age and gender using the latest Census information and the sample is geographically stratified to be representative of Canada.

The research was commissioned by Ontario Public School Boards' Association and was conducted by Nanos Research.

Opening schools in September



ONTARIO PUBLIC
SCHOOL BOARDS'
ASSOCIATION
Leading Education's Advocates



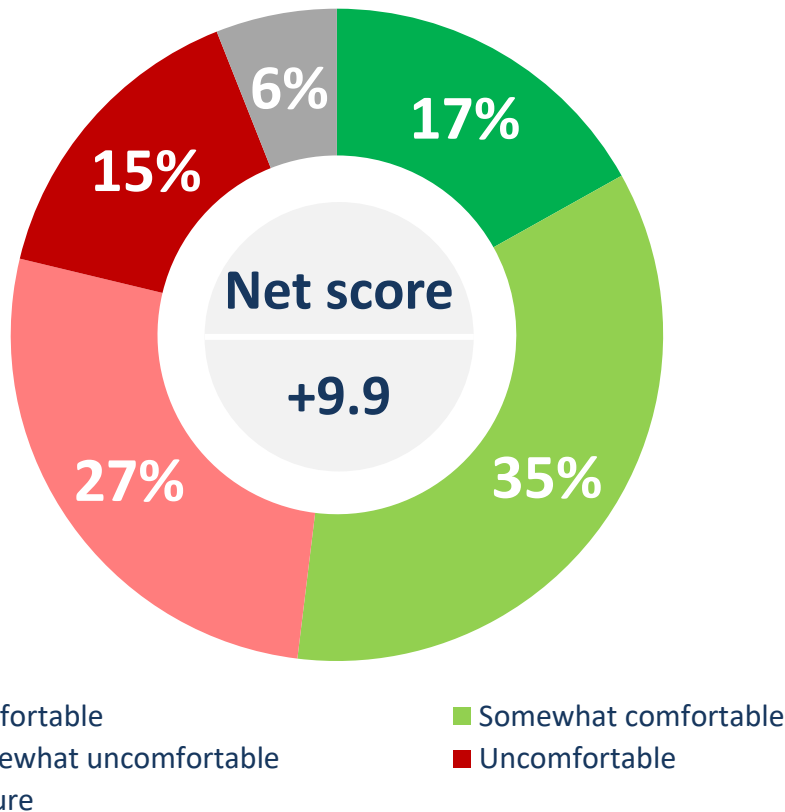
“ One in ten Ontarians with one child and more than one in ten Ontarians with two or more children in the public school system say they are likely to keep their child home from school this coming September

”

Comfort level with schools reopening in September



ONTARIO PUBLIC
SCHOOL BOARDS'
ASSOCIATION
Leading Education's Advocates



*Weighted to the true population proportion.

*Charts may not add up to 100 due to rounding.

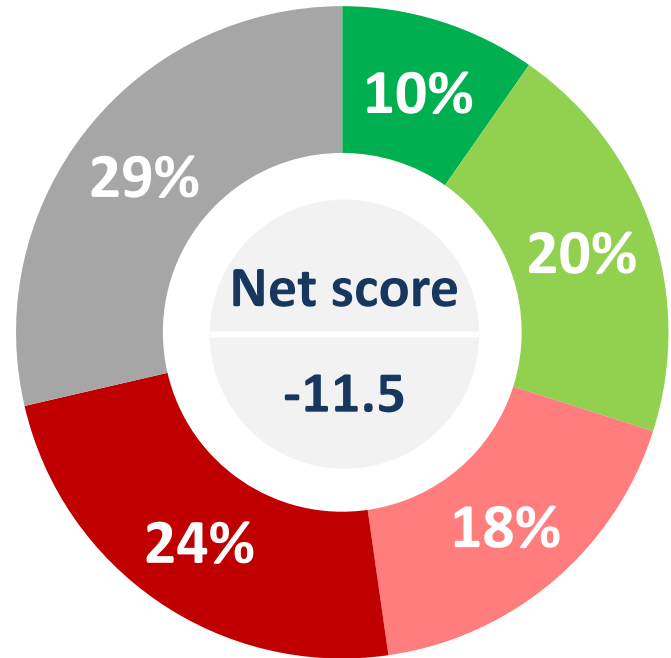
QUESTION – If upon the advice of the Chief Medical Officer of health, the government decides to re-open schools in September, how comfortable would you be with students, staff and education workers returning to the school environment?

	Comfortable/ somewhat comfortable
Northern Ontario (n=278)	57.3%
Eastern Ontario (n=290)	49.0%
Golden Horseshoe West (n=293)	55.1%
GTA (n=291)	52.4%
Southwestern Ontario (n=287)	57.8%
City of Toronto (n=289)	44.5%
Central Ontario (n=291)	55.4%
Male (n=978)	57.9%
Female (n=1030)	46.5%
18 to 29 (n=390)	52.6%
30 to 39 (n=463)	53.7%
40 to 49 (n=292)	56.2%
50 to 59 (n=358)	50.3%
60 plus (n=516)	49.1%
No kids in public school system (n=1298)	51.0%
One kid in public school system (n=426)	53.1%
Two or more kids in public school system (n=257)	52.5%
Urban (n=1759)	52.0%
Rural (n=260)	51.3%

Likelihood of keeping children home from school in September



ONTARIO PUBLIC
SCHOOL BOARDS'
ASSOCIATION
Leading Education's Advocates



■ Likely
■ Somewhat not likely
■ Unsure
■ Somewhat likely
■ Not likely

*Weighted to the true population proportion.

*Charts may not add up to 100 due to rounding.

QUESTION – Are you likely, somewhat likely, somewhat not likely or not likely to keep your child home from school this coming September?

	Not likely/ somewhat not likely
Northern Ontario (n=278)	44.9%
Eastern Ontario (n=290)	43.8%
Golden Horseshoe West (n=293)	46.2%
GTA (n=291)	37.1%
Southwestern Ontario (n=287)	49.4%
City of Toronto (n=289)	35.9%
Central Ontario (n=291)	42.2%
Male (n=978)	45.5%
Female (n=1030)	37.9%
18 to 29 (n=390)	38.1%
30 to 39 (n=463)	37.3%
40 to 49 (n=292)	45.9%
50 to 59 (n=358)	43.6%
60 plus (n=516)	42.1%
No kids in public school system (n=1298)	41.2%
One kid in public school system (n=426)	39.0%
Two or more kids in public school system (n=257)	44.6%
Urban (n=1759)	40.8%
Rural (n=260)	47.9%



“

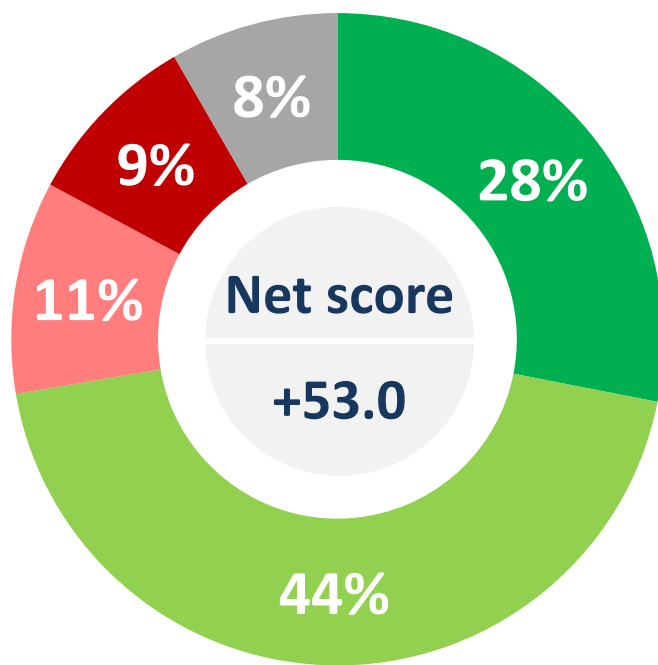
A strong majority say it is important or somewhat important for students at all levels to have real time interaction with their teacher and other students while learning online

”

Support for mixed model of education delivery



ONTARIO PUBLIC
SCHOOL BOARDS'
ASSOCIATION
Leading Education's Advocates



■ Support ■ Somewhat support ■ Somewhat oppose ■ Oppose ■ Unsure

*Weighted to the true population proportion.

*Charts may not add up to 100 due to rounding.

QUESTION – Would you support, somewhat support, somewhat oppose or oppose a mixed model of education delivery in which a portion of the student's education is delivered in-person and a portion delivered online?

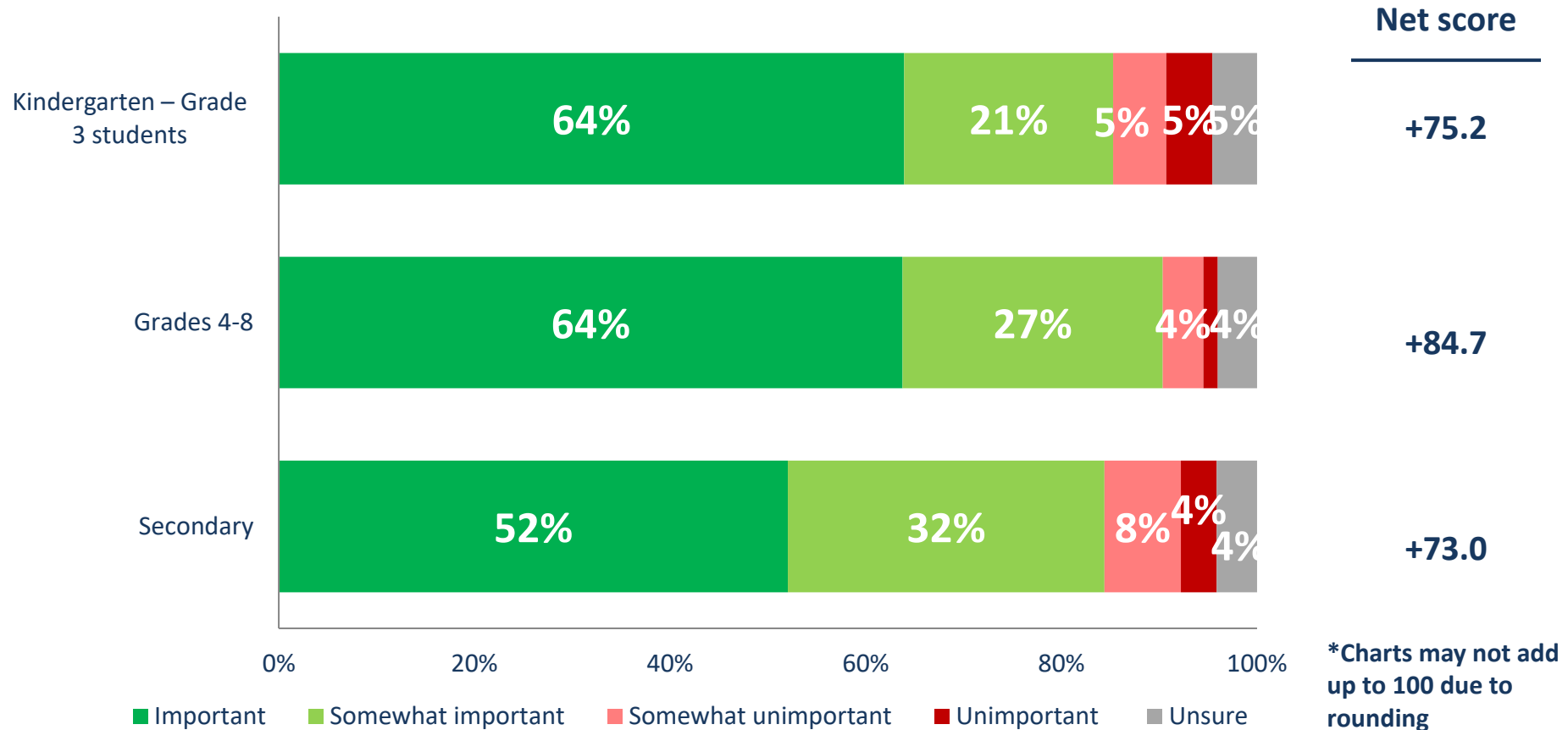
	Support/ somewhat support
Northern Ontario (n=278)	71.7%
Eastern Ontario (n=290)	71.2%
Golden Horseshoe West (n=293)	74.3%
GTA (n=291)	79.0%
Southwestern Ontario (n=287)	67.5%
City of Toronto (n=289)	70.7%
Central Ontario (n=291)	66.0%
Male (n=978)	73.7%
Female (n=1030)	71.1%
18 to 29 (n=390)	76.2%
30 to 39 (n=463)	71.5%
40 to 49 (n=292)	72.2%
50 to 59 (n=358)	71.4%
60 plus (n=516)	70.7%
No kids in public school system (n=1298)	71.3%
One kid in public school system (n=426)	76.3%
Two or more kids in public school system (n=257)	71.5%
Urban (n=1759)	73.2%
Rural (n=260)	64.3%

Source: Nanos Research, online representative survey, between June 23rd and 28th, 2020, n=2019 Ontarians.

Importance of having live interactions during online learning



ONTARIO PUBLIC
SCHOOL BOARDS'
ASSOCIATION
Leading Education's Advocates

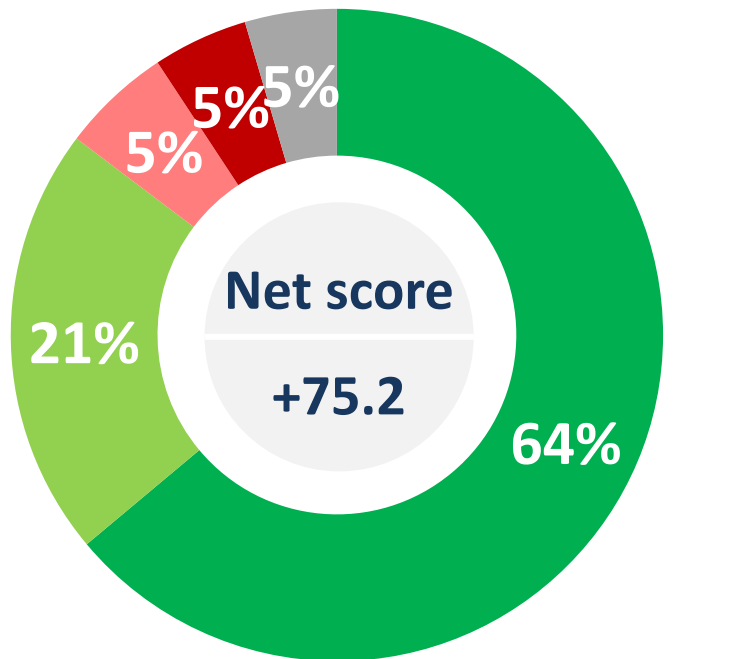


QUESTION – When undertaking online learning, is it important, somewhat important, somewhat not important or not important for students of each of the following types to also have real-time / live interaction with their teacher and other students?

Importance of having live interactions during online learning – Grade 3 and under



ONTARIO PUBLIC
SCHOOL BOARDS'
ASSOCIATION
Leading Education's Advocates



■ Important
■ Somewhat unimportant
■ Unsure
■ Somewhat important
■ Unimportant

QUESTION – When undertaking online learning, is it important, somewhat important, somewhat not important or not important for students of each of the following types to also have real-time / live interaction with their teacher and other students?

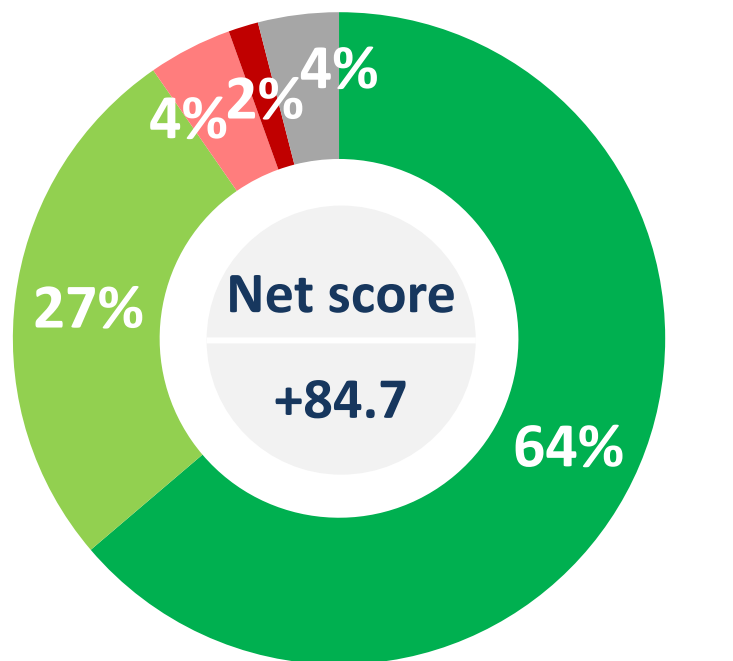
Kindergarten – Grade 3 students

	Important/ somewhat important
Northern Ontario (n=278)	86.8%
Eastern Ontario (n=290)	85.2%
Golden Horseshoe West (n=293)	85.4%
GTA (n=291)	83.7%
Southwestern Ontario (n=287)	89.5%
City of Toronto (n=289)	82.9%
Central Ontario (n=291)	87.9%
Male (n=978)	85.8%
Female (n=1030)	84.7%
18 to 29 (n=390)	82.4%
30 to 39 (n=463)	84.6%
40 to 49 (n=292)	84.6%
50 to 59 (n=358)	84.4%
60 plus (n=516)	88.7%
No kids in public school system (n=1298)	85.5%
One kid in public school system (n=426)	85.3%
Two or more kids in public school system (n=257)	84.6%
Urban (n=1759)	85.0%
Rural (n=260)	88.4%

Importance of having live interactions during online learning – Grade 4-8



ONTARIO PUBLIC
SCHOOL BOARDS'
ASSOCIATION
Leading Education's Advocates



- Important
- Somewhat important
- Somewhat unimportant
- Unimportant
- Unsure

QUESTION – When undertaking online learning, is it important, somewhat important, somewhat not important or not important for students of each of the following types to also have real-time / live interaction with their teacher and other students?

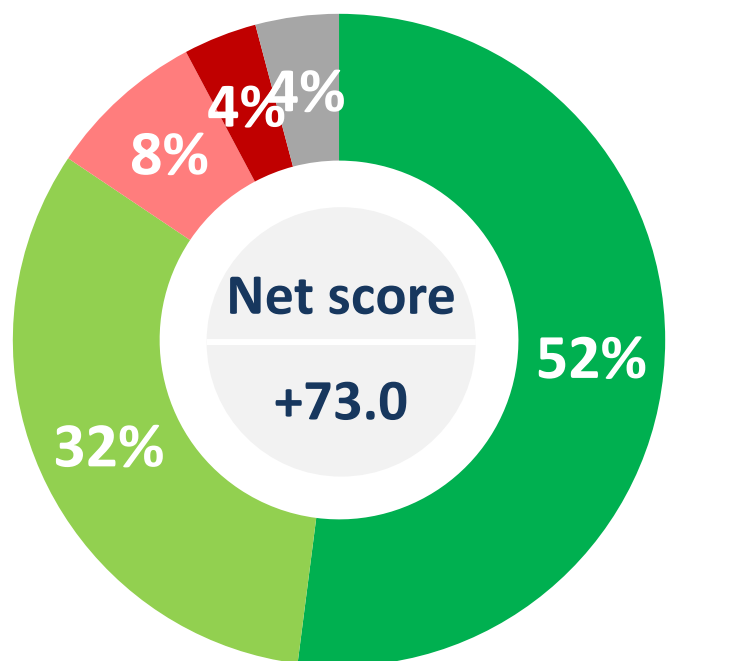
Grades 4-8

	Important/ somewhat important
Northern Ontario (n=278)	92.7%
Eastern Ontario (n=290)	90.9%
Golden Horseshoe West (n=293)	90.6%
GTA (n=291)	91.3%
Southwestern Ontario (n=287)	93.1%
City of Toronto (n=289)	86.7%
Central Ontario (n=291)	90.8%
Male (n=978)	90.0%
Female (n=1030)	90.7%
18 to 29 (n=390)	87.8%
30 to 39 (n=463)	91.0%
40 to 49 (n=292)	91.1%
50 to 59 (n=358)	87.6%
60 plus (n=516)	93.2%
No kids in public school system (n=1298)	90.0%
One kid in public school system (n=426)	90.9%
Two or more kids in public school system (n=257)	91.1%
Urban (n=1759)	90.2%
Rural (n=260)	91.9%

Importance of having live interactions during online learning – Secondary



ONTARIO PUBLIC
SCHOOL BOARDS'
ASSOCIATION
Leading Education's Advocates



■ Important
■ Somewhat important
■ Somewhat unimportant
■ Unimportant
■ Unsure

QUESTION – When undertaking online learning, is it important, somewhat important, somewhat not important or not important for students of each of the following types to also have real-time / live interaction with their teacher and other students?

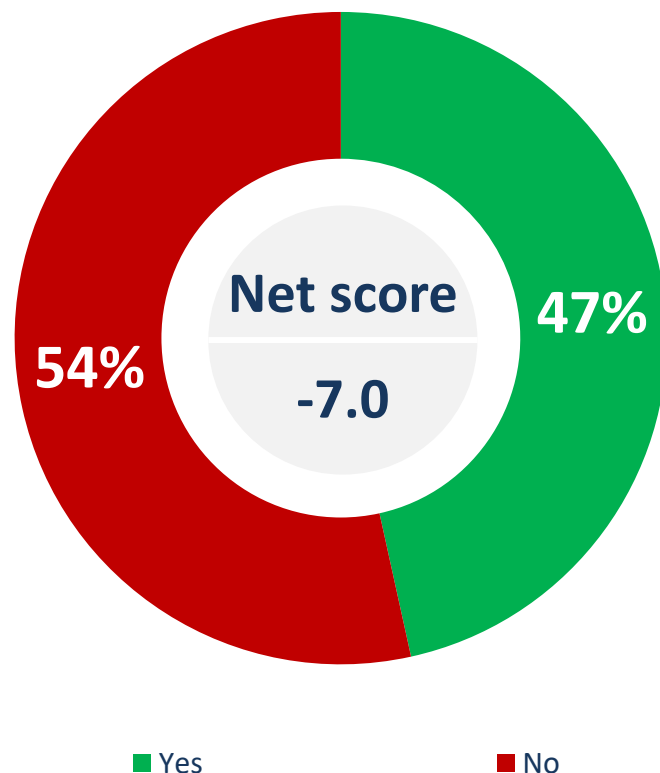
Secondary

	Important/ somewhat important
Northern Ontario (n=278)	85.7%
Eastern Ontario (n=290)	83.1%
Golden Horseshoe West (n=293)	85.1%
GTA (n=291)	81.9%
Southwestern Ontario (n=287)	87.3%
City of Toronto (n=289)	83.3%
Central Ontario (n=291)	88.0%
Male (n=978)	83.3%
Female (n=1030)	85.4%
18 to 29 (n=390)	81.1%
30 to 39 (n=463)	83.1%
40 to 49 (n=292)	87.7%
50 to 59 (n=358)	83.5%
60 plus (n=516)	86.0%
No kids in public school system (n=1298)	82.8%
One kid in public school system (n=426)	88.0%
Two or more kids in public school system (n=257)	87.5%
Urban (n=1759)	84.1%
Rural (n=260)	87.6%

Household experience with online learning



ONTARIO PUBLIC
SCHOOL BOARDS'
ASSOCIATION
Leading Education's Advocates



*Weighted to the true population proportion.

*Charts may not add up to 100 due to rounding.

QUESTION – During the current school year, did your household have any experience with online learning?

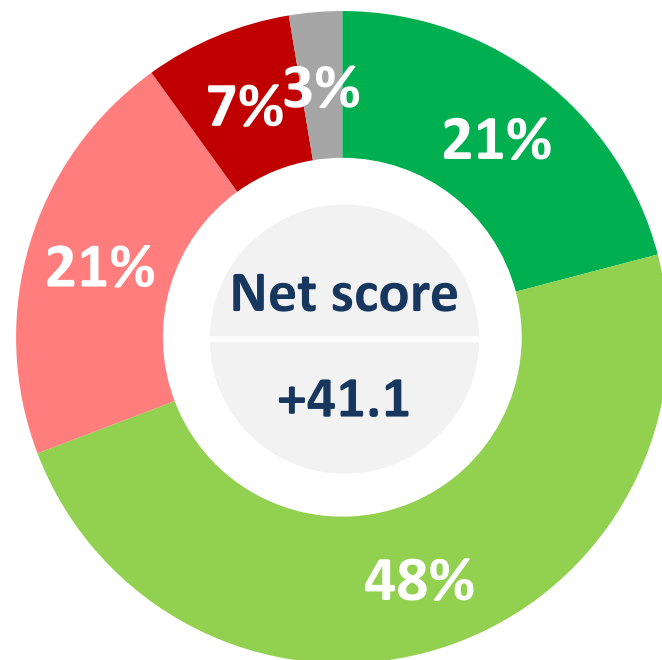
	Yes	No
Northern Ontario (n=278)	38.5%	61.5%
Eastern Ontario (n=290)	42.1%	57.9%
Golden Horseshoe West (n=293)	44.1%	55.9%
GTA (n=291)	53.2%	46.8%
Southwestern Ontario (n=287)	45.6%	54.4%
City of Toronto (n=289)	46.9%	53.1%
Central Ontario (n=291)	44.9%	55.1%
Male (n=978)	47.1%	52.9%
Female (n=1030)	45.9%	54.1%
18 to 29 (n=390)	63.7%	36.3%
30 to 39 (n=463)	51.2%	48.8%
40 to 49 (n=292)	61.6%	38.4%
50 to 59 (n=358)	45.7%	54.3%
60 plus (n=516)	23.4%	76.6%
No kids in public school system (n=1298)	26.1%	73.9%
One kid in public school system (n=426)	79.7%	20.3%
Two or more kids in public school system (n=257)	91.2%	8.8%
Urban (n=1759)	47.2%	52.8%
Rural (n=260)	40.4%	59.6%

Source: Nanos Research, online representative survey, between June 23rd and 28th, 2020, n=2019 Ontarians.

Experience with online learning



ONTARIO PUBLIC
SCHOOL BOARDS'
ASSOCIATION
Leading Education's Advocates



- Positive
- Somewhat positive
- Somewhat negative
- Negative
- Unsure

*Weighted to the true population proportion.

*Charts may not add up to 100 due to rounding.

QUESTION – [IF HOUSEHOLD HAS HAD EXPERIENCE WITH ONLINE LEARNING] Was the online learning experience positive, somewhat positive, somewhat negative or negative?

	Positive/ somewhat positive
Northern Ontario (n=121)	72.4%
Eastern Ontario (n=118)	70.1%
Golden Horseshoe West (n=121)	67.8%
GTA (n=169)	77.6%
Southwestern Ontario (n=140)	62.7%
City of Toronto (n=141)	62.9%
Central Ontario (n=126)	67.9%
Male (n=423)	70.3%
Female (n=507)	68.9%
18 to 29 (n=248)	67.3%
30 to 39 (n=249)	67.6%
40 to 49 (n=177)	66.8%
50 to 59 (n=157)	72.6%
60 plus (n=105)	74.2%
No kids in public school system (n=335)	70.2%
One kid in public school system (n=343)	70.8%
Two or more kids in public school system (n=233)	64.1%
Urban (n=827)	69.7%
Rural (n=109)	63.2%

Source: Nanos Research, online representative survey, between June 23rd and 28th, 2020, n=936 Ontarians who have had experience with online learning during the current school year.

Improving online experiences



ONTARIO PUBLIC
SCHOOL BOARDS'
ASSOCIATION
Leading Education's Advocates



Top mentions	Frequency (n=839)
Direct interaction with teachers/one-on-one time	15.6%
Have more live classes/meetings/interactions with peers	12.7%
Better Internet connection/better technology/platform	10.9%
Nothing	10.0%
More resources for parents and students/instructions on what to do	8.8%
More structured/organized	7.3%
More preparation from teachers and boards	5.0%

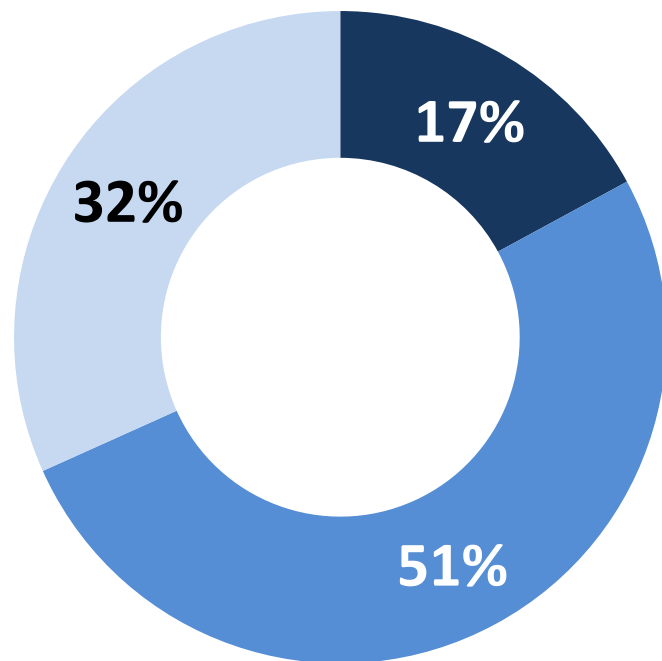
QUESTION – [IF HOUSEHOLD HAS HAD EXPERIENCE WITH ONLINE LEARNING] What would have made the online learning experience better? [OPEN]

Source: Nanos Research, online representative survey, between June 23rd and 28th, 2020, n=839 Ontarians who have had experience with online learning during the current school year..

Online learning taking place in real-time with other students



ONTARIO PUBLIC
SCHOOL BOARDS'
ASSOCIATION
Leading Education's Advocates



■ Yes, all the time ■ Yes, sometimes ■ Never took place real-time

*Weighted to the true population proportion.

*Charts may not add up to 100 due to rounding.

QUESTION – [IF HOUSEHOLD HAS HAD EXPERIENCE WITH ONLINE LEARNING] Did the online learning take place live in real-time with other students?

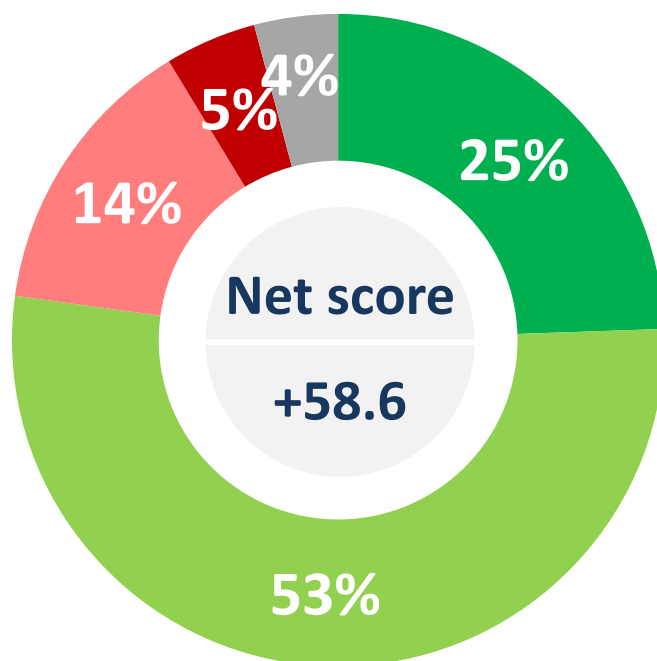
	Yes, sometimes
Northern Ontario (n=121)	44.7%
Eastern Ontario (n=118)	57.2%
Golden Horseshoe West (n=121)	51.3%
GTA (n=168)	52.4%
Southwestern Ontario (n=138)	40.2%
City of Toronto (n=142)	52.2%
Central Ontario (n=126)	51.1%
Male (n=424)	47.5%
Female (n=504)	54.9%
18 to 29 (n=249)	51.8%
30 to 39 (n=248)	44.6%
40 to 49 (n=175)	51.7%
50 to 59 (n=157)	53.9%
60 plus (n=105)	53.7%
No kids in public school system (n=335)	48.9%
One kid in public school system (n=343)	48.0%
Two or more kids in public school system (n=233)	59.9%
Urban (n=825)	51.8%
Rural (n=109)	44.3%

Source: Nanos Research, online representative survey, between June 23rd and 28th, 2020, n=934 Ontarians who have had experience with online learning during the current school year.

Usefulness of online experience



ONTARIO PUBLIC
SCHOOL BOARDS'
ASSOCIATION
Leading Education's Advocates



- Useful
- Somewhat useful
- Somewhat not useful
- Not useful
- Unsure

*Weighted to the true population proportion.

*Charts may not add up to 100 due to rounding.

QUESTION – [IF HOUSEHOLD HAS HAD EXPERIENCE WITH ONLINE LEARNING] Was the real-time online experience with other students useful, somewhat useful, somewhat not useful or not useful?

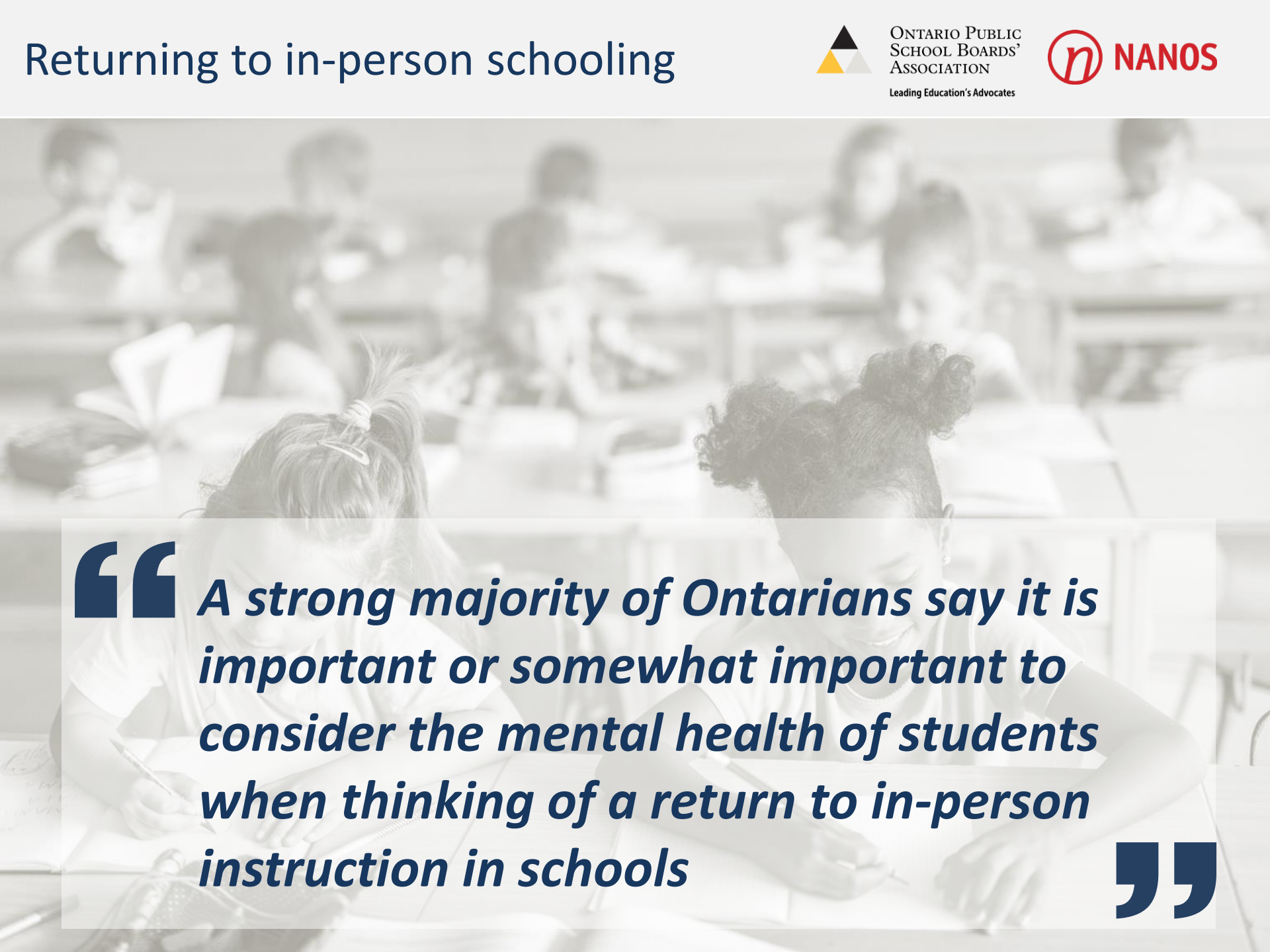
	Useful/ somewhat useful
Northern Ontario (n=73)	75.6%
Eastern Ontario (n=78)	67.4%
Golden Horseshoe West (n=76)	79.1%
GTA (n=124)	86.3%
Southwestern Ontario (n=66)	66.8%
City of Toronto (n=112)	75.1%
Central Ontario (n=84)	74.4%
Male (n=276)	77.6%
Female (n=333)	76.8%
18 to 29 (n=173)	71.0%
30 to 39 (n=163)	76.2%
40 to 49 (n=107)	78.1%
50 to 59 (n=105)	88.6%
60 plus (n=65)	74.2%
No kids in public school system (n=216)	72.3%
One kid in public school system (n=230)	81.8%
Two or more kids in public school system (n=149)	75.9%
Urban (n=556)	78.4%
Rural (n=57)	58.8%

Source: Nanos Research, online representative survey, between June 23rd and 28th, 2020, n=613 Ontarians who have had experience with online learning during the current school year and had real-time online experience with other students.

Returning to in-person schooling



ONTARIO PUBLIC
SCHOOL BOARDS'
ASSOCIATION
Leading Education's Advocates

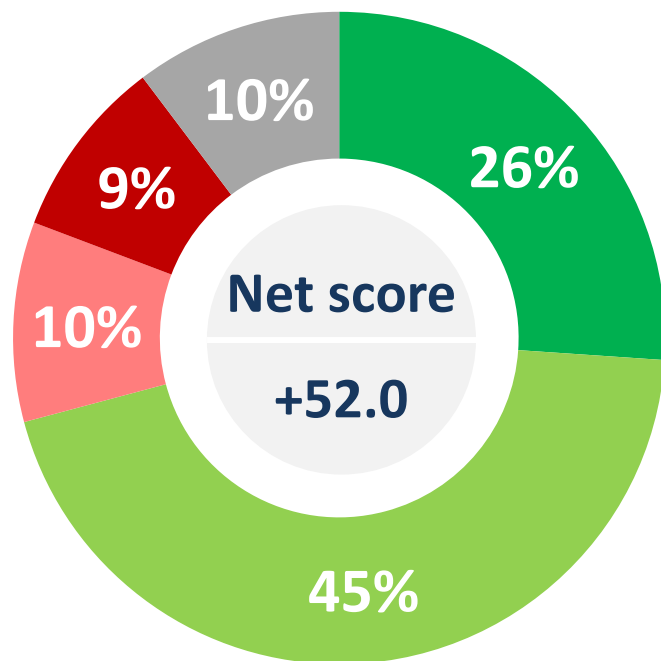


“ *A strong majority of Ontarians say it is important or somewhat important to consider the mental health of students when thinking of a return to in-person instruction in schools* ”

Support for restarting schools part-time



ONTARIO PUBLIC
SCHOOL BOARDS'
ASSOCIATION
Leading Education's Advocates



■ Support ■ Somewhat support ■ Somewhat oppose ■ Oppose ■ Unsure

*Weighted to the true population proportion.

*Charts may not add up to 100 due to rounding.

QUESTION – Would you support, somewhat support, somewhat oppose or oppose restarting schools by having students attend in-person part-time, in addition to online learning?

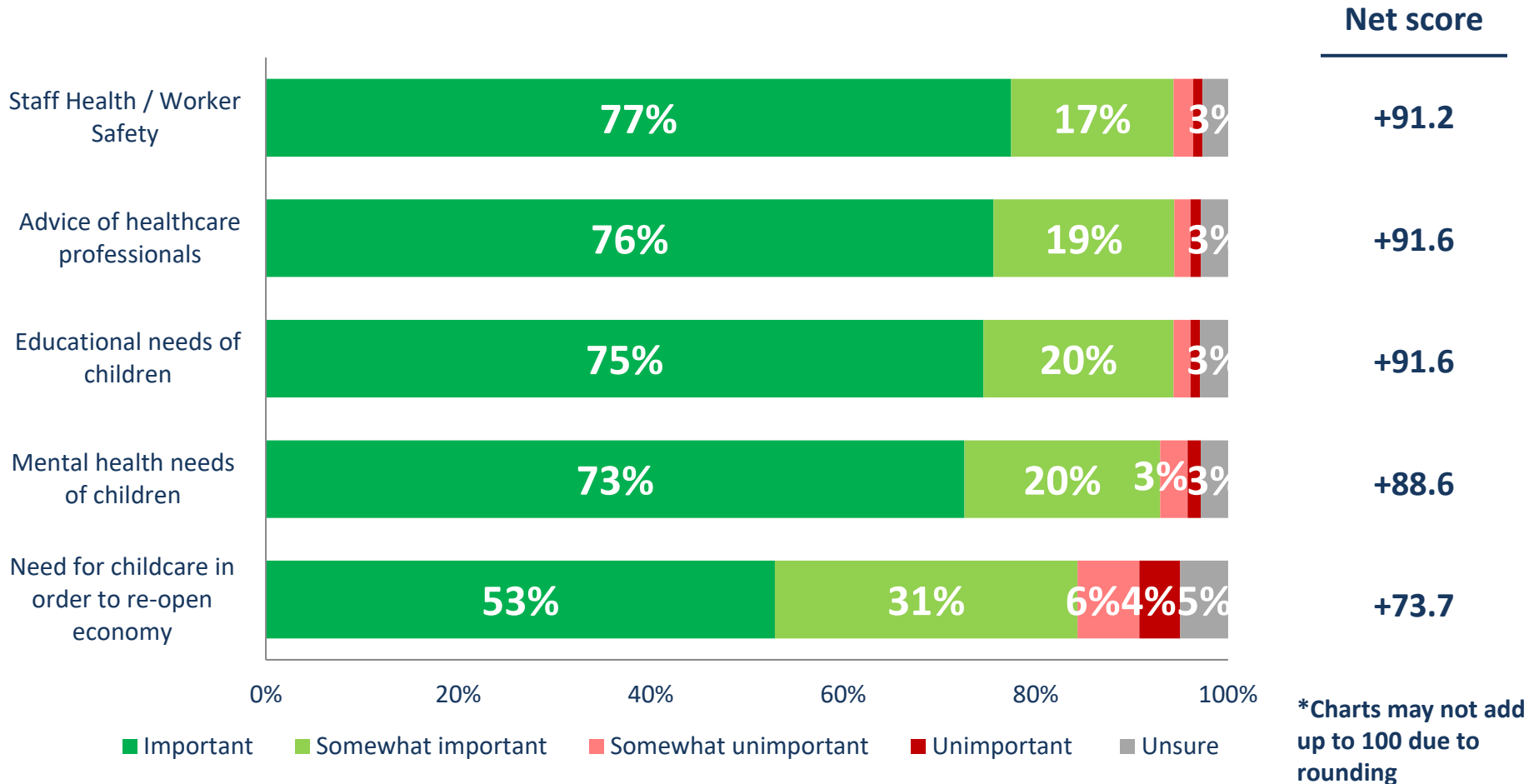
	Support/ somewhat support
Northern Ontario (n=278)	71.3%
Eastern Ontario (n=290)	71.9%
Golden Horseshoe West (n=293)	76.3%
GTA (n=291)	72.3%
Southwestern Ontario (n=287)	70.1%
City of Toronto (n=289)	66.0%
Central Ontario (n=291)	68.1%
Male (n=978)	73.3%
Female (n=1030)	68.7%
18 to 29 (n=390)	73.3%
30 to 39 (n=463)	71.6%
40 to 49 (n=292)	69.9%
50 to 59 (n=358)	71.7%
60 plus (n=516)	68.7%
No kids in public school system (n=1298)	69.9%
One kid in public school system (n=426)	72.7%
Two or more kids in public school system (n=257)	73.4%
Urban (n=1759)	70.5%
Rural (n=260)	74.2%

Source: Nanos Research, online representative survey, between June 23rd and 28th, 2020, n=2019 Ontarians.

Importance of considerations when returning to school



ONTARIO PUBLIC
SCHOOL BOARDS'
ASSOCIATION
Leading Education's Advocates

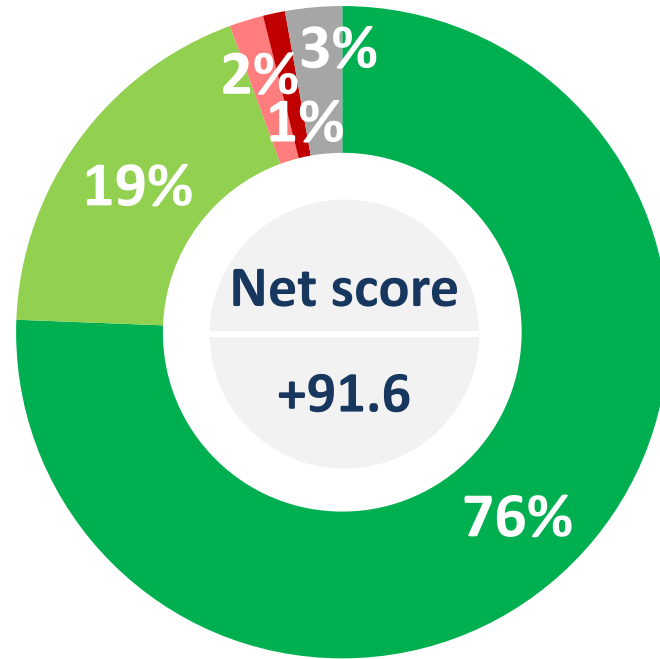


QUESTION – Is it important, somewhat important, somewhat not important or not important to consider each of the following when thinking of a return to in-person instruction in schools? [RANDOMIZE]

Importance of healthcare professional advice



ONTARIO PUBLIC
SCHOOL BOARDS'
ASSOCIATION
Leading Education's Advocates



■ Important
■ Somewhat important
■ Somewhat not important
■ Not important
■ Unsure

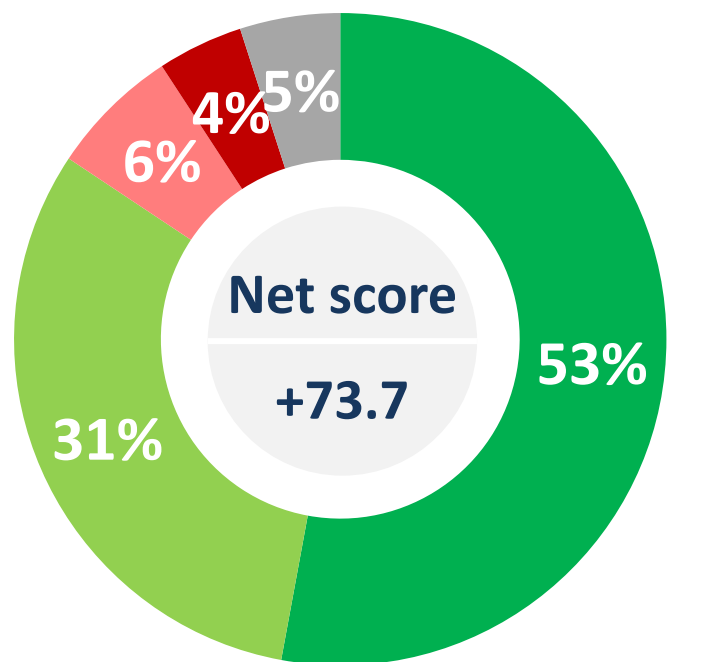
QUESTION – Is it important, somewhat important, somewhat not important or not important to consider each of the following when thinking of a return to in-person instruction in schools? [RANDOMIZE]
Advice of healthcare professionals

	Important/ somewhat important
Northern Ontario (n=278)	96.0%
Eastern Ontario (n=290)	90.9%
Golden Horseshoe West (n=293)	93.5%
GTA (n=291)	96.5%
Southwestern Ontario (n=287)	92.9%
City of Toronto (n=289)	94.7%
Central Ontario (n=291)	95.8%
Male (n=978)	94.2%
Female (n=1030)	94.7%
18 to 29 (n=390)	92.5%
30 to 39 (n=463)	95.4%
40 to 49 (n=292)	94.0%
50 to 59 (n=358)	94.5%
60 plus (n=516)	95.3%
No kids in public school system (n=1298)	94.0%
One kid in public school system (n=426)	94.9%
Two or more kids in public school system (n=257)	95.2%
Urban (n=1759)	94.5%
Rural (n=260)	93.0%

Importance of need for childcare to re-open the economy



ONTARIO PUBLIC
SCHOOL BOARDS'
ASSOCIATION
Leading Education's Advocates



■ Important
■ Somewhat not important
■ Unsure
■ Somewhat important
■ Not important

QUESTION – Is it important, somewhat important, somewhat not important or not important to consider each of the following when thinking of a return to in-person instruction in schools? [RANDOMIZE]

Need for childcare in order to re-open economy

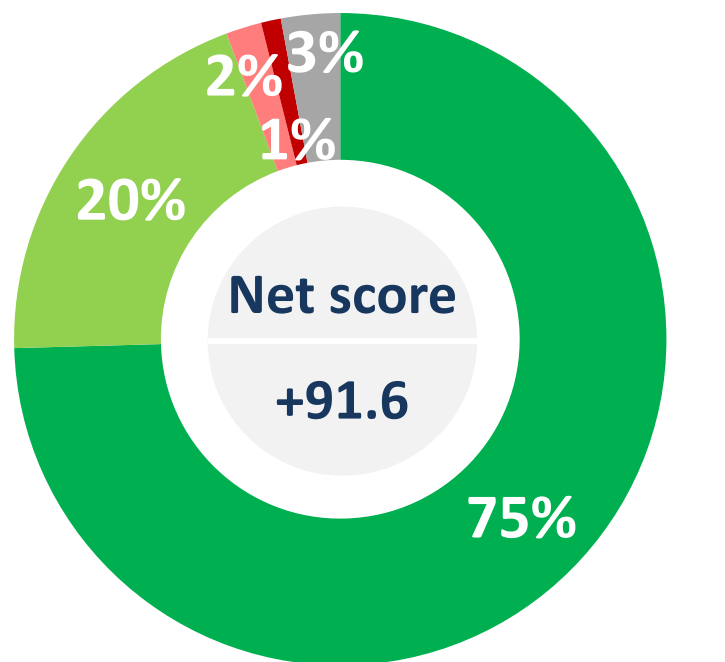
	Important/ somewhat important
Northern Ontario (n=278)	86.6%
Eastern Ontario (n=290)	84.0%
Golden Horseshoe West (n=293)	83.7%
GTA (n=291)	86.6%
Southwestern Ontario (n=287)	86.5%
City of Toronto (n=289)	82.4%
Central Ontario (n=291)	82.5%
Male (n=978)	83.6%
Female (n=1030)	85.3%
18 to 29 (n=390)	82.3%
30 to 39 (n=463)	84.1%
40 to 49 (n=292)	85.9%
50 to 59 (n=358)	81.5%
60 plus (n=516)	86.9%
No kids in public school system (n=1298)	83.9%
One kid in public school system (n=426)	85.2%
Two or more kids in public school system (n=257)	85.1%
Urban (n=1759)	84.7%
Rural (n=260)	80.7%

Source: Nanos Research, online representative survey, between June 23rd and 28th, 2020, n=2019 Ontarians.

Importance of children's educational needs



ONTARIO PUBLIC
SCHOOL BOARDS'
ASSOCIATION
Leading Education's Advocates



■ Important
■ Somewhat important
■ Somewhat not important
■ Not important
■ Unsure

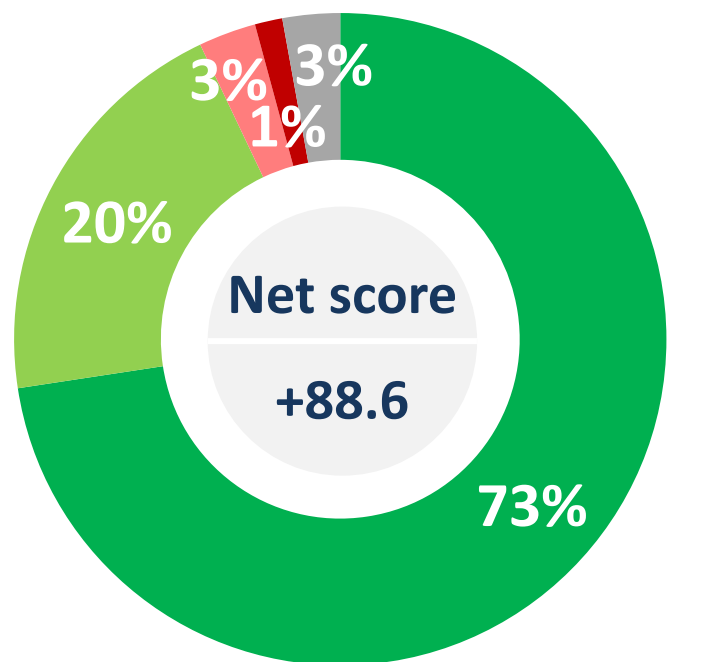
QUESTION – Is it important, somewhat important, somewhat not important or not important to consider each of the following when thinking of a return to in-person instruction in schools? [RANDOMIZE]
Educational needs of children

	Important/ somewhat important
Northern Ontario (n=278)	96.9%
Eastern Ontario (n=290)	92.8%
Golden Horseshoe West (n=293)	94.4%
GTA (n=291)	94.9%
Southwestern Ontario (n=287)	94.5%
City of Toronto (n=289)	93.8%
Central Ontario (n=291)	94.8%
Male (n=978)	93.0%
Female (n=1030)	95.5%
18 to 29 (n=390)	92.3%
30 to 39 (n=463)	95.3%
40 to 49 (n=292)	94.0%
50 to 59 (n=358)	92.5%
60 plus (n=516)	96.6%
No kids in public school system (n=1298)	94.1%
One kid in public school system (n=426)	94.9%
Two or more kids in public school system (n=257)	94.3%
Urban (n=1759)	94.5%
Rural (n=260)	93.1%

Importance of children's mental health needs



ONTARIO PUBLIC
SCHOOL BOARDS'
ASSOCIATION
Leading Education's Advocates



■ Important
■ Somewhat not important
■ Unsure
■ Somewhat important
■ Not important

QUESTION – Is it important, somewhat important, somewhat not important or not important to consider each of the following when thinking of a return to in-person instruction in schools? [RANDOMIZE]

Mental health needs of children

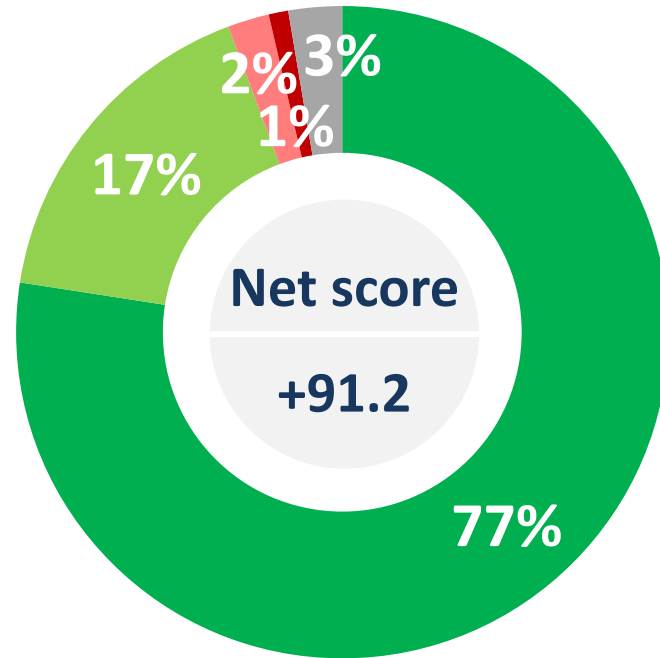
	Important/ somewhat important
Northern Ontario (n=278)	98.2%
Eastern Ontario (n=290)	91.8%
Golden Horseshoe West (n=293)	92.5%
GTA (n=291)	93.4%
Southwestern Ontario (n=287)	94.1%
City of Toronto (n=289)	90.6%
Central Ontario (n=291)	95.0%
Male (n=978)	92.2%
Female (n=1030)	93.5%
18 to 29 (n=390)	92.3%
30 to 39 (n=463)	93.0%
40 to 49 (n=292)	92.4%
50 to 59 (n=358)	92.0%
60 plus (n=516)	94.4%
No kids in public school system (n=1298)	92.8%
One kid in public school system (n=426)	93.9%
Two or more kids in public school system (n=257)	91.5%
Urban (n=1759)	92.9%
Rural (n=260)	92.9%

Source: Nanos Research, online representative survey, between June 23rd and 28th, 2020, n=2019 Ontarians.

Importance of staff health and safety



ONTARIO PUBLIC
SCHOOL BOARDS'
ASSOCIATION
Leading Education's Advocates



■ Important
■ Somewhat important
■ Somewhat not important
■ Not important
■ Unsure

QUESTION – Is it important, somewhat important, somewhat not important or not important to consider each of the following when thinking of a return to in-person instruction in schools? [RANDOMIZE]
Staff Health / Worker Safety

	Important/ somewhat important
Northern Ontario (n=278)	96.2%
Eastern Ontario (n=290)	93.5%
Golden Horseshoe West (n=293)	92.7%
GTA (n=291)	96.2%
Southwestern Ontario (n=287)	94.8%
City of Toronto (n=289)	93.5%
Central Ontario (n=291)	94.5%
Male (n=978)	92.6%
Female (n=1030)	96.0%
18 to 29 (n=390)	94.8%
30 to 39 (n=463)	94.7%
40 to 49 (n=292)	89.9%
50 to 59 (n=358)	93.6%
60 plus (n=516)	96.9%
No kids in public school system (n=1298)	94.0%
One kid in public school system (n=426)	95.3%
Two or more kids in public school system (n=257)	93.9%
Urban (n=1759)	94.4%
Rural (n=260)	93.9%

Considerations when returning to in-person schooling



ONTARIO PUBLIC
SCHOOL BOARDS'
ASSOCIATION
Leading Education's Advocates



	Frequency (n=1140)
Nothing else	24.0%
Health and safety of all/Following health and safety protocols	17.1%
Class size/reduce number of children per class/social distancing	10.1%
Up to date cases of COVID-19 infections/risk of second wave	5.1%
Children's social and educational needs	4.6%
Review curriculum/flexible school hours/online learning options	4.3%
Thoughtful planning/case by case basis	3.3%

QUESTION – Is there anything else that should be considered when deciding about a return to in-person instruction in schools? [OPEN]

Source: Nanos Research, online representative survey, between June 23rd and 28th, 2020, n=1140 Ontarians.



“

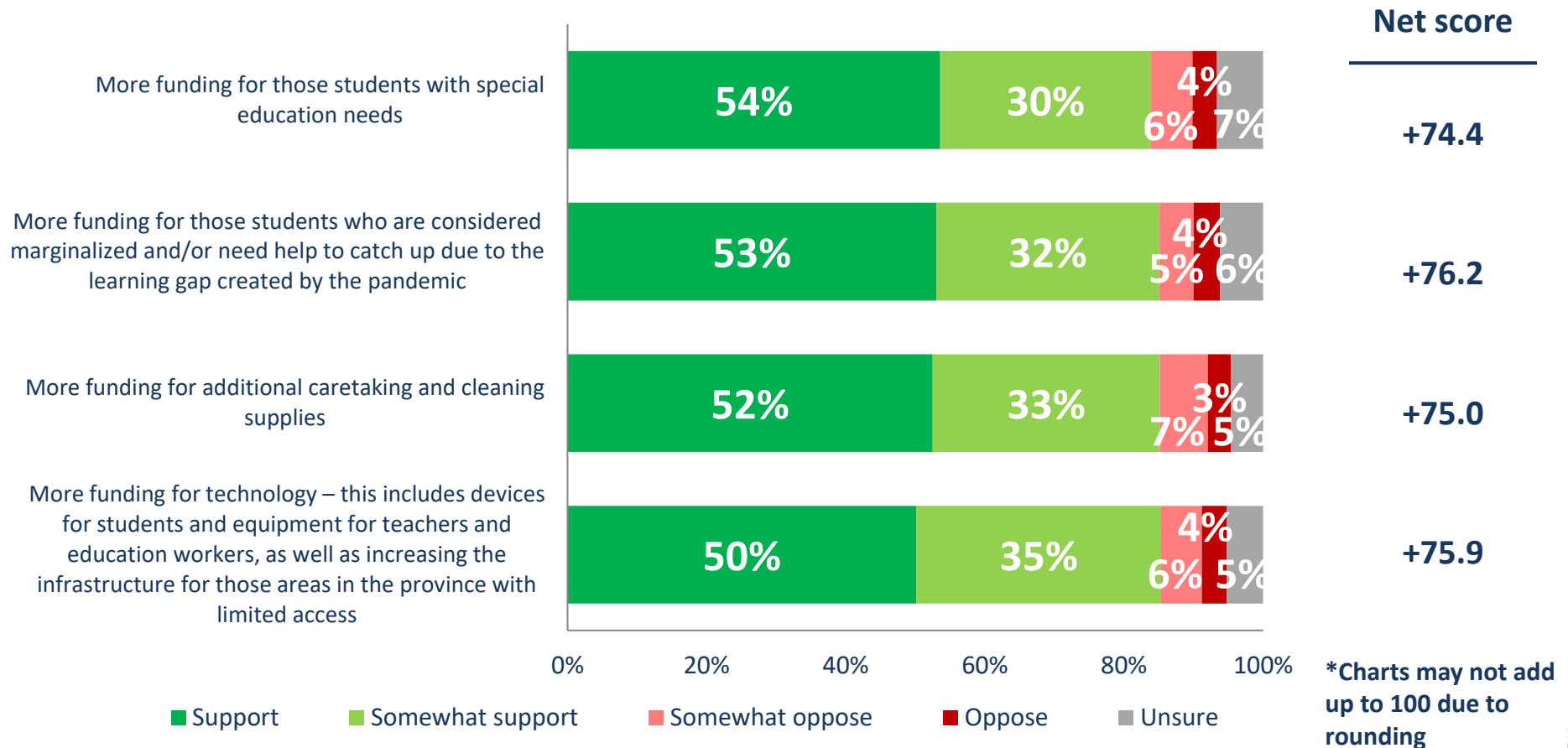
Ontarians are nearly two times more likely to say spending money on public education is a more important spending priority for the government than eliminating the deficit

”

Support for funding



ONTARIO PUBLIC
SCHOOL BOARDS'
ASSOCIATION
Leading Education's Advocates

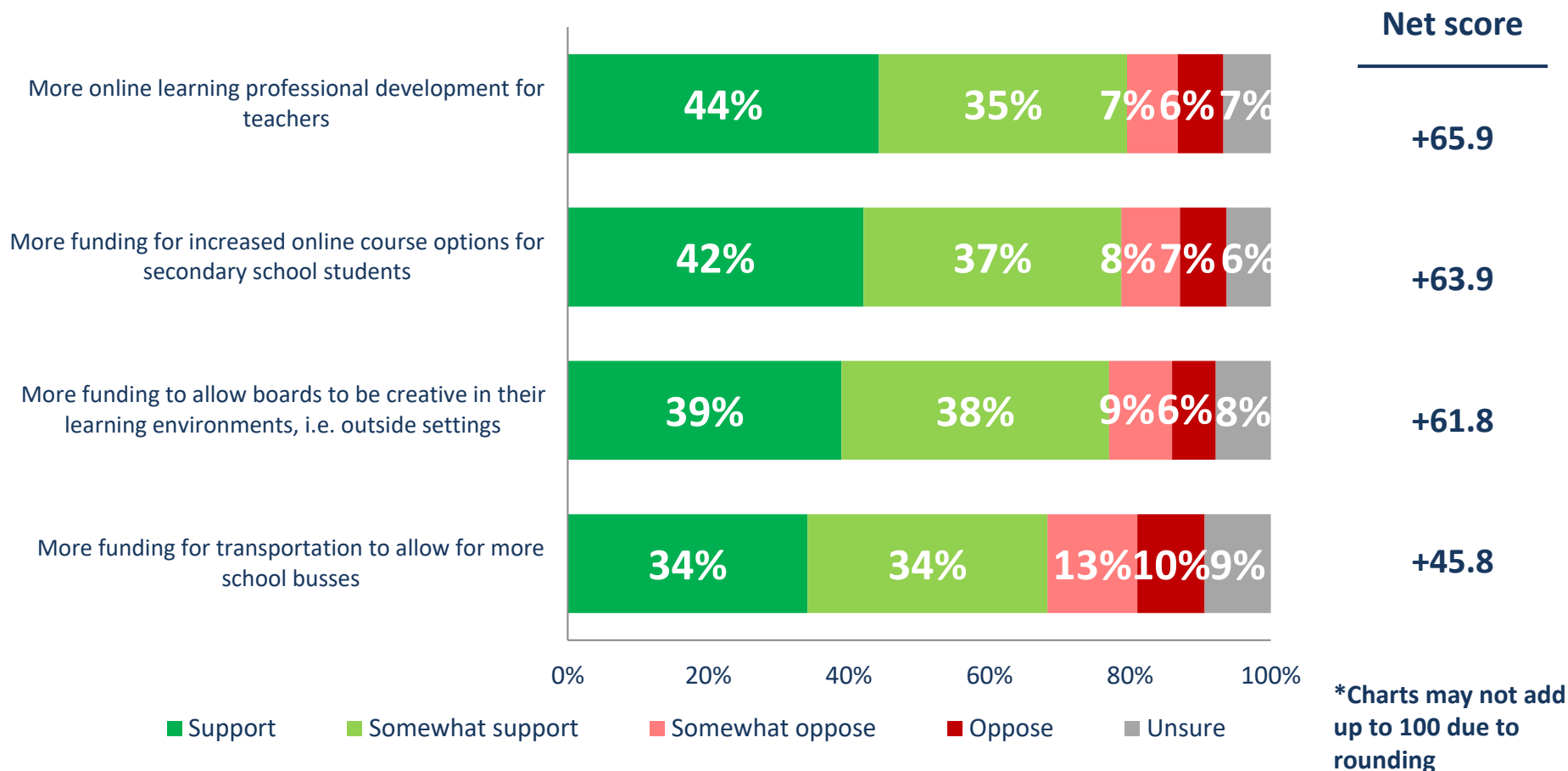


QUESTION – All schools will have to make significant changes to the way students are transported to and from school as well as the physical setting of classrooms and common areas in schools to ensure proper social distancing. In terms of additional or increased areas for government funding, would you support, somewhat support, somewhat oppose or oppose each of the following? [RANDOMIZE]

Support for funding - Continued



ONTARIO PUBLIC
SCHOOL BOARDS'
ASSOCIATION
Leading Education's Advocates

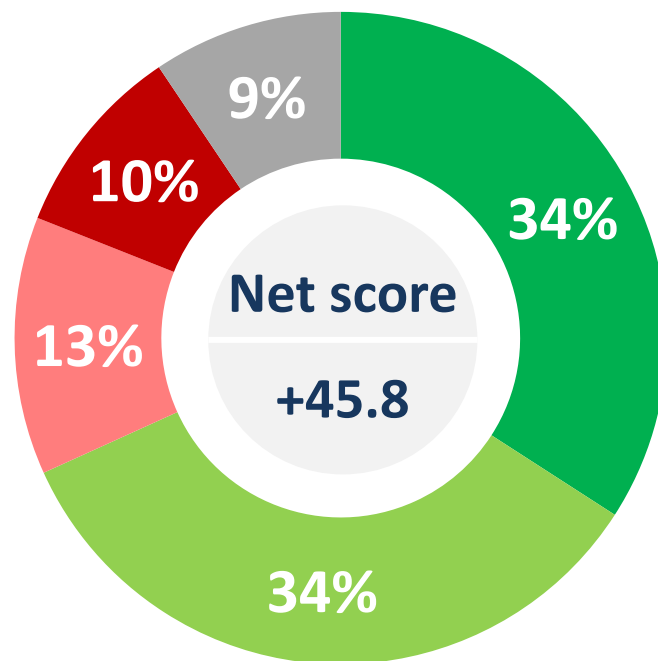


QUESTION – All schools will have to make significant changes to the way students are transported to and from school as well as the physical setting of classrooms and common areas in schools to ensure proper social distancing. In terms of additional or increased areas for government funding, would you support, somewhat support, somewhat oppose or oppose each of the following? [RANDOMIZE]

Support for increased funding for transportation



ONTARIO PUBLIC
SCHOOL BOARDS'
ASSOCIATION
Leading Education's Advocates



■ Support ■ Somewhat support ■ Somewhat oppose ■ Oppose ■ Unsure

QUESTION – All schools will have to make significant changes to the way students are transported to and from school as well as the physical setting of classrooms and common areas in schools to ensure proper social distancing. In terms of additional or increased areas for government funding, would you support, somewhat support, somewhat oppose or oppose each of the following? [RANDOMIZE]

More funding for transportation to allow for more school busses

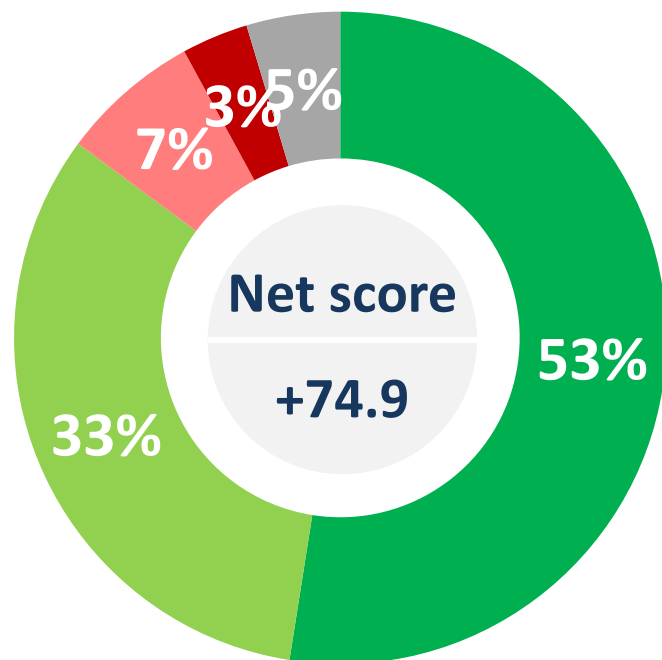
	Support/ Somewhat support
Northern Ontario (n=278)	71.4%
Eastern Ontario (n=290)	71.5%
Golden Horseshoe West (n=293)	69.6%
GTA (n=291)	61.3%
Southwestern Ontario (n=287)	75.1%
City of Toronto (n=289)	64.9%
Central Ontario (n=291)	73.8%
Male (n=978)	66.0%
Female (n=1030)	70.4%
18 to 29 (n=390)	68.1%
30 to 39 (n=463)	72.1%
40 to 49 (n=292)	72.1%
50 to 59 (n=358)	64.8%
60 plus (n=516)	66.1%
No children in public school system (n=1298)	65.8%
One child in public school system (n=426)	72.5%
Two or more children in public school system (n=257)	74.1%
Urban (n=1759)	67.9%
Rural (n=260)	71.2%

Source: Nanos Research, online representative survey, between June 23rd and 28th, 2020, n=2019 Ontarians.

Support for increased funding for cleaning supplies



ONTARIO PUBLIC
SCHOOL BOARDS'
ASSOCIATION
Leading Education's Advocates



■ Support ■ Somewhat support ■ Somewhat oppose ■ Oppose ■ Unsure

QUESTION – All schools will have to make significant changes to the way students are transported to and from school as well as the physical setting of classrooms and common areas in schools to ensure proper social distancing. In terms of additional or increased areas for government funding, would you support, somewhat support, somewhat oppose or oppose each of the following? [RANDOMIZE]

More funding for additional caretaking and cleaning supplies

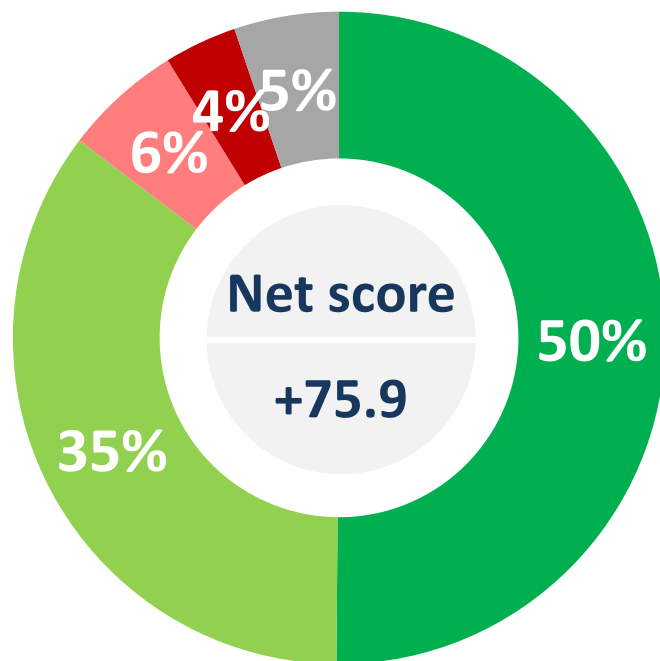
	Support/ Somewhat support
Northern Ontario (n=278)	91.8%
Eastern Ontario (n=290)	85.4%
Golden Horseshoe West (n=293)	86.7%
GTA (n=291)	84.6%
Southwestern Ontario (n=287)	84.0%
City of Toronto (n=289)	82.7%
Central Ontario (n=291)	86.8%
Male (n=978)	83.5%
Female (n=1030)	86.6%
18 to 29 (n=390)	85.1%
30 to 39 (n=463)	89.5%
40 to 49 (n=292)	88.2%
50 to 59 (n=358)	80.3%
60 plus (n=516)	84.2%
No children in public school system (n=1298)	84.0%
One child in public school system (n=426)	86.9%
Two or more children in public school system (n=257)	88.7%
Urban (n=1759)	85.8%
Rural (n=260)	79.1%

Source: Nanos Research, online representative survey, between June 23rd and 28th, 2020, n=2019 Ontarians.

Support for increased funding for technology



ONTARIO PUBLIC
SCHOOL BOARDS'
ASSOCIATION
Leading Education's Advocates



■ Support ■ Somewhat support ■ Somewhat oppose ■ Oppose ■ Unsure

QUESTION – All schools will have to make significant changes to the way students are transported to and from school as well as the physical setting of classrooms and common areas in schools to ensure proper social distancing. In terms of additional or increased areas for government funding, would you support, somewhat support, somewhat oppose or oppose each of the following? [RANDOMIZE]

More funding for technology – this includes devices for students and equipment for teachers and education workers, as well as increasing the infrastructure for those areas in the province with limited access

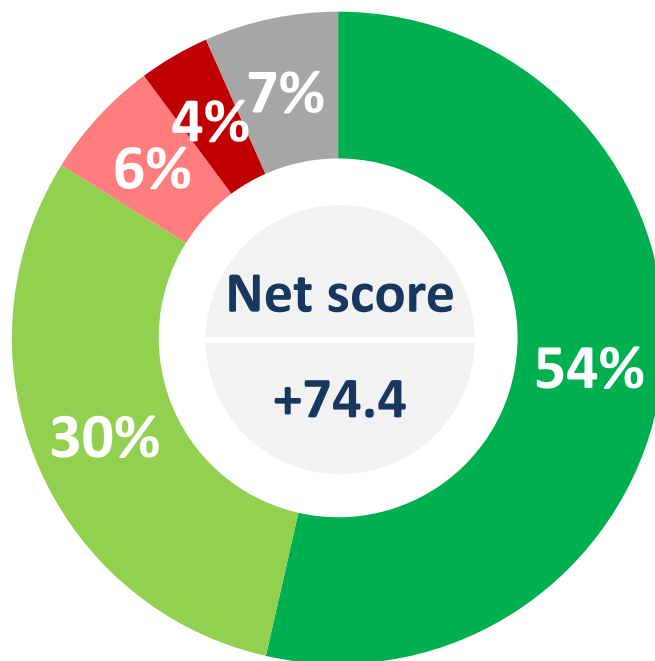
	Support/ Somewhat support
Northern Ontario (n=278)	90.5%
Eastern Ontario (n=290)	83.7%
Golden Horseshoe West (n=293)	86.3%
GTA (n=291)	87.6%
Southwestern Ontario (n=287)	83.9%
City of Toronto (n=289)	82.7%
Central Ontario (n=291)	85.8%
Male (n=978)	84.6%
Female (n=1030)	86.1%
18 to 29 (n=390)	85.4%
30 to 39 (n=463)	85.6%
40 to 49 (n=292)	85.9%
50 to 59 (n=358)	84.3%
60 plus (n=516)	85.6%
No children in public school system (n=1298)	83.7%
One child in public school system (n=426)	88.2%
Two or more children in public school system (n=257)	90.1%
Urban (n=1759)	85.9%
Rural (n=260)	80.0%

Source: Nanos Research, online representative survey, between June 23rd and 28th, 2020, n=2019 Ontarians.

Support for increased funding for students with special needs



ONTARIO PUBLIC
SCHOOL BOARDS'
ASSOCIATION
Leading Education's Advocates



■ Support ■ Somewhat support ■ Somewhat oppose ■ Oppose ■ Unsure

QUESTION – All schools will have to make significant changes to the way students are transported to and from school as well as the physical setting of classrooms and common areas in schools to ensure proper social distancing. In terms of additional or increased areas for government funding, would you support, somewhat support, somewhat oppose or oppose each of the following? [RANDOMIZE]

More funding for those students with special education needs

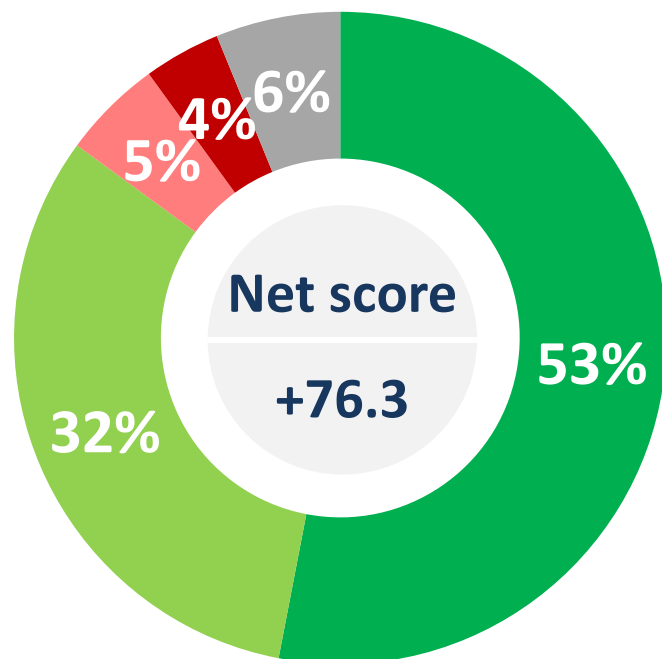
	Support/ Somewhat support
Northern Ontario (n=278)	84.8%
Eastern Ontario (n=290)	83.9%
Golden Horseshoe West (n=293)	83.0%
GTA (n=291)	83.7%
Southwestern Ontario (n=287)	84.0%
City of Toronto (n=289)	84.1%
Central Ontario (n=291)	84.7%
Male (n=978)	83.3%
Female (n=1030)	84.4%
18 to 29 (n=390)	86.3%
30 to 39 (n=463)	83.6%
40 to 49 (n=292)	85.3%
50 to 59 (n=358)	81.6%
60 plus (n=516)	82.9%
No children in public school system (n=1298)	82.3%
One child in public school system (n=426)	88.0%
Two or more children in public school system (n=257)	85.5%
Urban (n=1759)	84.1%
Rural (n=260)	81.8%

Source: Nanos Research, online representative survey, between June 23rd and 28th, 2020, n=2019 Ontarians.

Support for increased funding for marginalized students



ONTARIO PUBLIC
SCHOOL BOARDS'
ASSOCIATION
Leading Education's Advocates



■ Support ■ Somewhat support ■ Somewhat oppose ■ Oppose ■ Unsure

QUESTION – All schools will have to make significant changes to the way students are transported to and from school as well as the physical setting of classrooms and common areas in schools to ensure proper social distancing. In terms of additional or increased areas for government funding, would you support, somewhat support, somewhat oppose or oppose each of the following? [RANDOMIZE]

More funding for those students who are considered marginalized and/or need help to catch up due to the learning gap created by the pandemic

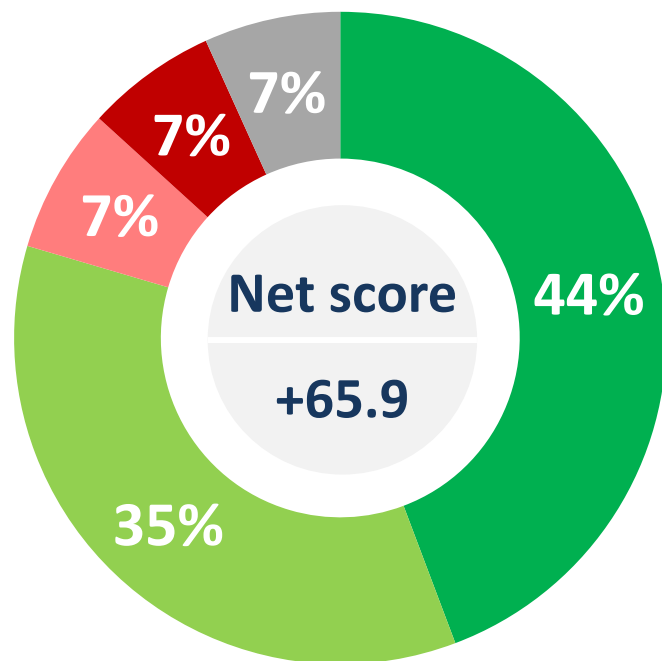
	Support/ Somewhat support
Northern Ontario (n=278)	89.0%
Eastern Ontario (n=290)	83.5%
Golden Horseshoe West (n=293)	85.5%
GTA (n=291)	84.6%
Southwestern Ontario (n=287)	84.1%
City of Toronto (n=289)	84.9%
Central Ontario (n=291)	86.7%
Male (n=978)	84.7%
Female (n=1030)	85.3%
18 to 29 (n=390)	86.4%
30 to 39 (n=463)	88.2%
40 to 49 (n=292)	86.2%
50 to 59 (n=358)	79.7%
60 plus (n=516)	85.2%
No children in public school system (n=1298)	84.1%
One child in public school system (n=426)	87.6%
Two or more children in public school system (n=257)	87.1%
Urban (n=1759)	85.3%
Rural (n=260)	82.4%

Source: Nanos Research, online representative survey, between June 23rd and 28th, 2020, n=2019 Ontarians.

Support for online professional development of teachers



ONTARIO PUBLIC
SCHOOL BOARDS'
ASSOCIATION
Leading Education's Advocates



■ Support ■ Somewhat support ■ Somewhat oppose ■ Oppose ■ Unsure

QUESTION – All schools will have to make significant changes to the way students are transported to and from school as well as the physical setting of classrooms and common areas in schools to ensure proper social distancing. In terms of additional or increased areas for government funding, would you support, somewhat support, somewhat oppose or oppose each of the following? [RANDOMIZE]

More online learning professional development for teachers

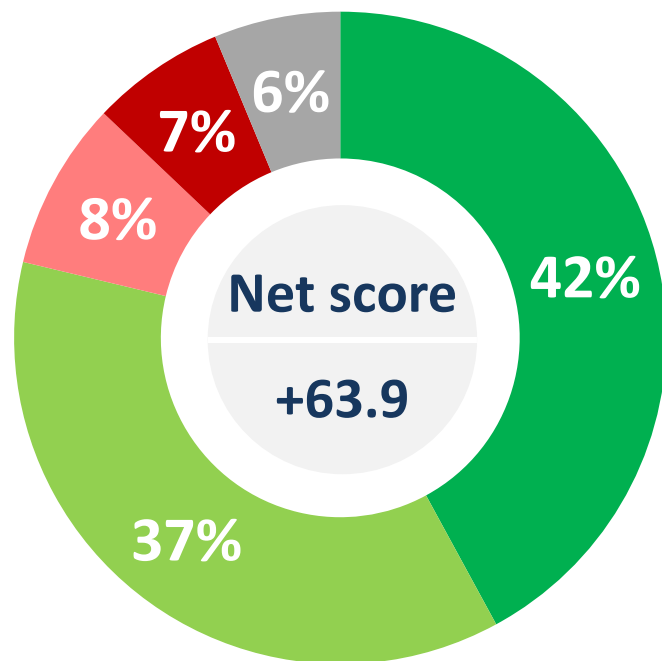
	Support/ Somewhat support
Northern Ontario (n=278)	82.3%
Eastern Ontario (n=290)	77.9%
Golden Horseshoe West (n=293)	79.0%
GTA (n=291)	81.4%
Southwestern Ontario (n=287)	75.5%
City of Toronto (n=289)	78.9%
Central Ontario (n=291)	82.2%
Male (n=978)	78.4%
Female (n=1030)	80.7%
18 to 29 (n=390)	84.0%
30 to 39 (n=463)	81.1%
40 to 49 (n=292)	80.4%
50 to 59 (n=358)	77.3%
60 plus (n=516)	76.5%
No children in public school system (n=1298)	77.7%
One child in public school system (n=426)	83.3%
Two or more children in public school system (n=257)	83.5%
Urban (n=1759)	80.4%
Rural (n=260)	71.1%

Source: Nanos Research, online representative survey, between June 23rd and 28th, 2020, n=2019 Ontarians.

Support for funding for increased online courses



ONTARIO PUBLIC
SCHOOL BOARDS'
ASSOCIATION
Leading Education's Advocates



■ Support ■ Somewhat support ■ Somewhat oppose ■ Oppose ■ Unsure

QUESTION – All schools will have to make significant changes to the way students are transported to and from school as well as the physical setting of classrooms and common areas in schools to ensure proper social distancing. In terms of additional or increased areas for government funding, would you support, somewhat support, somewhat oppose or oppose each of the following?
[RANDOMIZE]

More funding for increased online course options for secondary school students

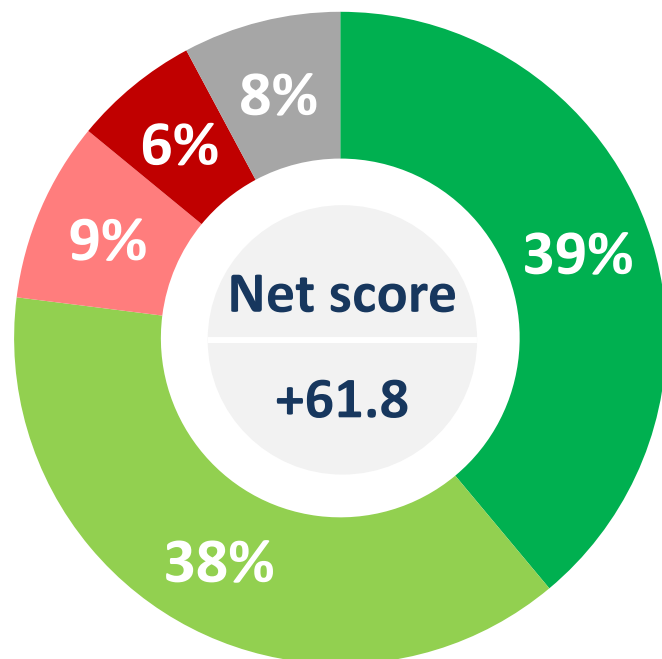
	Support/ Somewhat support
Northern Ontario (n=278)	81.7%
Eastern Ontario (n=290)	77.9%
Golden Horseshoe West (n=293)	77.1%
GTA (n=291)	80.9%
Southwestern Ontario (n=287)	78.2%
City of Toronto (n=289)	78.5%
Central Ontario (n=291)	78.1%
Male (n=978)	78.5%
Female (n=1030)	79.1%
18 to 29 (n=390)	83.1%
30 to 39 (n=463)	81.2%
40 to 49 (n=292)	79.2%
50 to 59 (n=358)	76.1%
60 plus (n=516)	75.7%
No children in public school system (n=1298)	76.2%
One child in public school system (n=426)	83.8%
Two or more children in public school system (n=257)	82.3%
Urban (n=1759)	79.2%
Rural (n=260)	74.4%

Source: Nanos Research, online representative survey, between June 23rd and 28th, 2020, n=2019 Ontarians.

Support for funding creative learning environments



ONTARIO PUBLIC
SCHOOL BOARDS'
ASSOCIATION
Leading Education's Advocates



■ Support ■ Somewhat support ■ Somewhat oppose ■ Oppose ■ Unsure

QUESTION – All schools will have to make significant changes to the way students are transported to and from school as well as the physical setting of classrooms and common areas in schools to ensure proper social distancing. In terms of additional or increased areas for government funding, would you support, somewhat support, somewhat oppose or oppose each of the following? [RANDOMIZE]

More funding to allow boards to be creative in their learning environments, i.e. outside settings

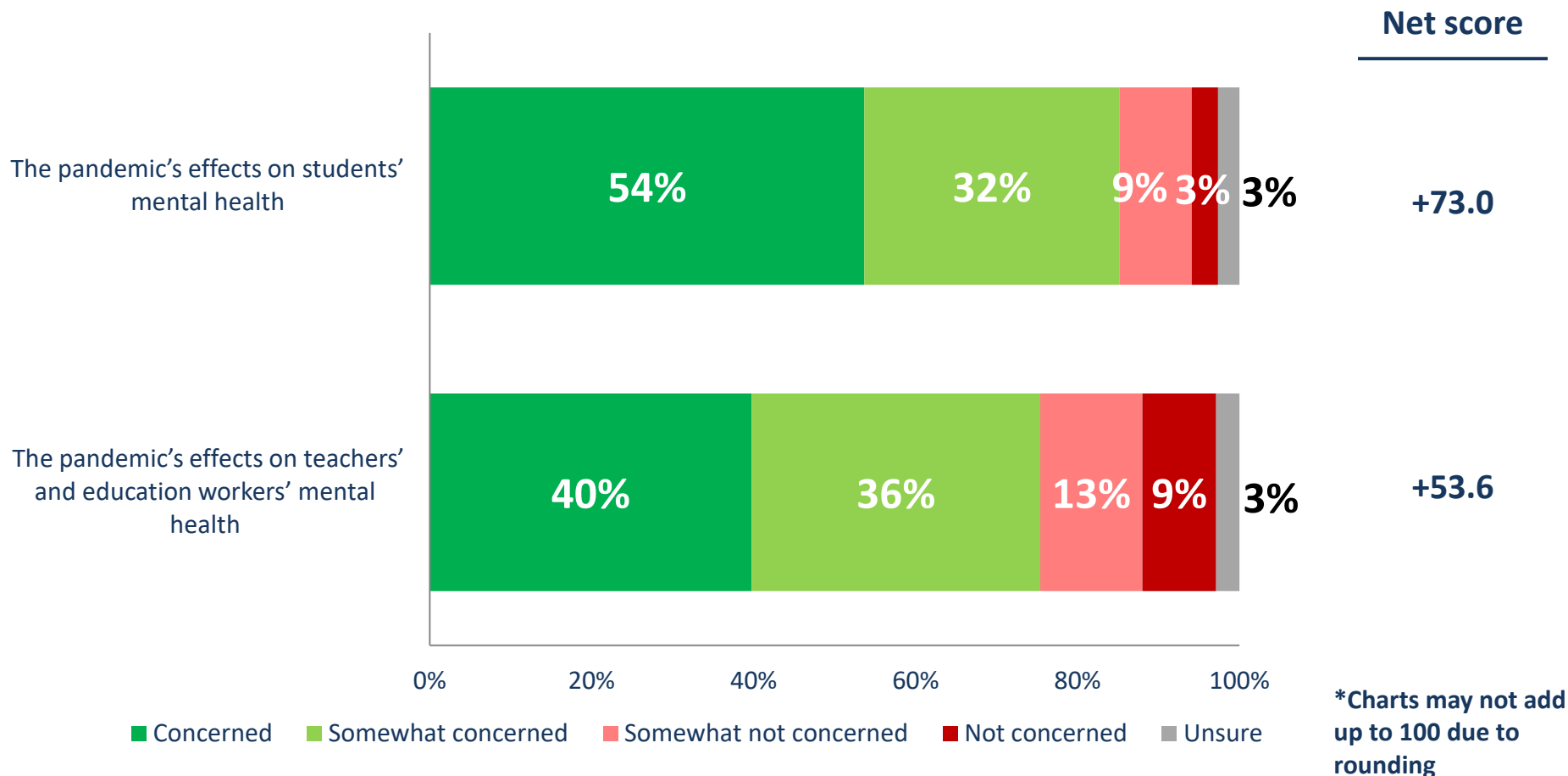
	Support/ Somewhat support
Northern Ontario (n=278)	81.4%
Eastern Ontario (n=290)	76.4%
Golden Horseshoe West (n=293)	75.8%
GTA (n=291)	75.8%
Southwestern Ontario (n=287)	81.1%
City of Toronto (n=289)	77.2%
Central Ontario (n=291)	76.5%
Male (n=978)	76.2%
Female (n=1030)	77.7%
18 to 29 (n=390)	83.2%
30 to 39 (n=463)	82.2%
40 to 49 (n=292)	81.2%
50 to 59 (n=358)	73.9%
60 plus (n=516)	69.2%
No children in public school system (n=1298)	72.4%
One child in public school system (n=426)	85.4%
Two or more children in public school system (n=257)	86.6%
Urban (n=1759)	77.4%
Rural (n=260)	72.7%

Source: Nanos Research, online representative survey, between June 23rd and 28th, 2020, n=2019 Ontarians.

Concern about pandemic's effect on mental health



ONTARIO PUBLIC
SCHOOL BOARDS'
ASSOCIATION
Leading Education's Advocates



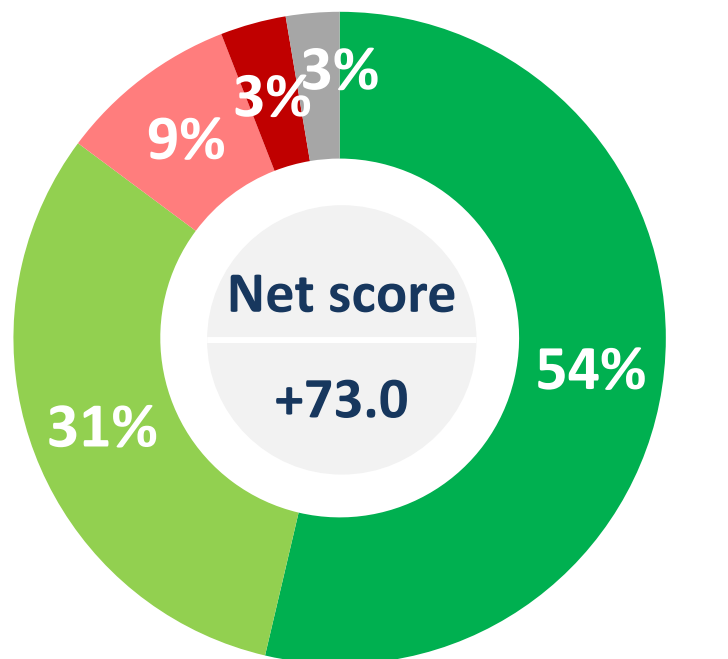
QUESTION – Are you concerned, somewhat concerned, somewhat not concerned or not concerned about each of the following? [RANDOMIZE]

Source: Nanos Research, online representative survey, between June 23rd and 28th, 2020, n=2019 Ontarians.

Concern about pandemic's effect on student's mental health



ONTARIO PUBLIC
SCHOOL BOARDS'
ASSOCIATION
Leading Education's Advocates



■ Concerned
■ Somewhat not concerned
■ Unsure
■ Somewhat concerned
■ Not concerned

QUESTION – Are you concerned, somewhat concerned, somewhat not concerned or not concerned about each of the following? [RANDOMIZE]

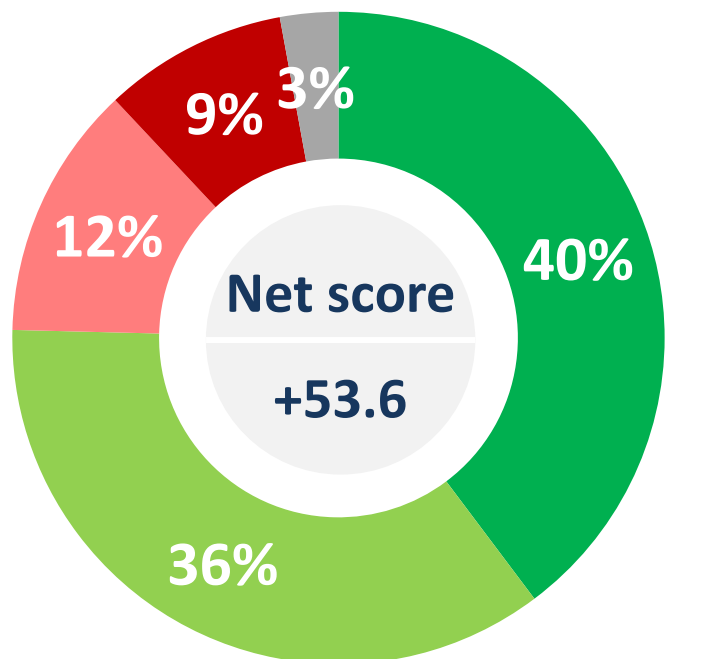
The pandemic's effects on students' mental health.

	Concerned/ somewhat concerned
Northern Ontario (n=278)	89.9%
Eastern Ontario (n=290)	86.9%
Golden Horseshoe West (n=293)	80.6%
GTA (n=291)	84.4%
Southwestern Ontario (n=287)	89.1%
City of Toronto (n=289)	86.7%
Central Ontario (n=291)	84.2%
Male (n=978)	82.0%
Female (n=1030)	87.9%
18 to 29 (n=390)	86.6%
30 to 39 (n=463)	89.1%
40 to 49 (n=292)	84.2%
50 to 59 (n=358)	83.8%
60 plus (n=516)	83.6%
No children in public school system (n=1298)	84.1%
One child in public school system (n=426)	87.3%
Two or more children in public school system (n=257)	87.4%
Urban (n=1759)	85.2%
Rural (n=260)	85.3%

Concern about pandemic's effect on teachers' mental health



ONTARIO PUBLIC
SCHOOL BOARDS'
ASSOCIATION
Leading Education's Advocates



■ Concerned
■ Somewhat not concerned
■ Unsure
■ Somewhat concerned
■ Not concerned

QUESTION – Are you concerned, somewhat concerned, somewhat not concerned or not concerned about each of the following? [RANDOMIZE]

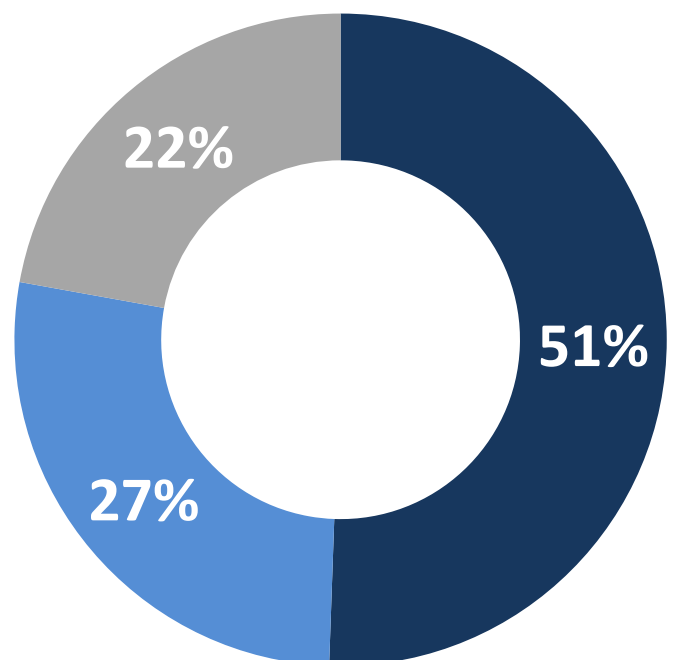
The pandemic's effects on teachers' and education workers' mental health.

	Concerned/ somewhat concerned
Northern Ontario (n=278)	78.5%
Eastern Ontario (n=290)	78.6%
Golden Horseshoe West (n=293)	69.4%
GTA (n=291)	74.0%
Southwestern Ontario (n=287)	78.5%
City of Toronto (n=289)	78.8%
Central Ontario (n=291)	74.0%
Male (n=978)	71.1%
Female (n=1030)	79.2%
18 to 29 (n=390)	82.5%
30 to 39 (n=463)	78.0%
40 to 49 (n=292)	70.7%
50 to 59 (n=358)	74.5%
60 plus (n=516)	72.3%
No children in public school system (n=1298)	73.4%
One child in public school system (n=426)	79.5%
Two or more children in public school system (n=257)	79.5%
Urban (n=1759)	75.4%
Rural (n=260)	75.0%

Important spending priority for the government



ONTARIO PUBLIC
SCHOOL BOARDS'
ASSOCIATION
Leading Education's Advocates



- Spending money on public education
- Eliminating the deficit and paying down the debt
- Unsure

*Weighted to the true population proportion.

*Charts may not add up to 100 due to rounding.

QUESTION – What is a more important spending priority for the government?

	Spending money on public education
Northern Ontario (n=278)	57.1%
Eastern Ontario (n=290)	46.9%
Golden Horseshoe West (n=293)	56.5%
GTA (n=291)	45.0%
Southwestern Ontario (n=287)	47.1%
City of Toronto (n=289)	53.8%
Central Ontario (n=291)	52.0%
Male (n=978)	51.4%
Female (n=1030)	49.5%
18 to 29 (n=390)	47.2%
30 to 39 (n=463)	53.9%
40 to 49 (n=292)	51.6%
50 to 59 (n=358)	49.1%
60 plus (n=516)	51.4%
No children in public school system (n=1298)	45.5%
One child in public school system (n=426)	59.7%
Two or more children in public school system (n=257)	60.9%
Urban (n=1759)	50.8%
Rural (n=260)	48.0%

METHODOLOGY



ONTARIO PUBLIC
SCHOOL BOARDS'
ASSOCIATION
Leading Education's Advocates



METHODOLOGY



ONTARIO PUBLIC
SCHOOL BOARDS'
ASSOCIATION
Leading Education's Advocates



Nanos conducted a representative online survey of 2,019 Ontarians, from June 23rd to 28th, 2020, drawn from a non-probability panel. The results were statistically checked and weighted by age and gender using the latest Census information and the sample is geographically stratified to be representative of Canada. The sample is geographically stratified to be representative of Canada.

The research was commissioned by Ontario Public School Boards' Association and was conducted by Nanos Research.

Note: Charts may not add up to 100 due to rounding.

To follow is the regional sampling for the survey:

Region	Interviews completed	Weighted interviews
Northern Ontario	278	63
Eastern Ontario	290	266
Golden Horseshoe West	293	343
The GTA – includes Durham, Peel and York Regions	291	452
Southwestern Ontario	287	205
City of Toronto	289	408
Central Ontario	291	274
Total	2019	2011

TECHNICAL NOTE



ONTARIO PUBLIC
SCHOOL BOARDS'
ASSOCIATION
Leading Education's Advocates



Element	Description
Research sponsor	Ontario Public School Boards' Association
Population and Final Sample Size	2019 Ontarians drawn from a panel
Source of Sample	Prodege
Type of Sample	Representative non-probability
Margin of Error	No margin of error applies to this research.
Mode of Survey	Online survey
Sampling Method Base	Non-probability.
Demographics (Captured)	Ontario; Men and Women; 18 years or older. Six digit postal code was used to validate geography.
Demographics (Other)	Age, gender, education, income
Field Dates	June 23 rd to 28 th , 2020
Language of Survey	The survey was conducted in English.
Standards	Nanos Research is a member of the Canadian Research Insights Council (CRIC) and confirms that this research fully complies with all CRIC Standards including the CRIC Public Opinion Research Standards and Disclosure Requirements. https://canadianresearchinsightscouncil.ca/standards/

Element	Description
Weighting of Data	The results were weighted by age and gender using the latest Census information (2016) and the sample is geographically stratified to ensure a distribution across all regions of Ontario. See tables for full weighting disclosure.
Screening	Screening ensured potential respondents did not work in the market research industry, in the advertising industry, in the media or a political party prior to administering the survey to ensure the integrity of the data.
Excluded Demographics	Individuals younger than 18 years old; individuals without internet access could not participate.
Stratification	By age and gender using the latest Census information (2016) and the sample is geographically stratified to be representative of Ontario.
Estimated Response Rate	Not applicable
Question Order	Question order in the preceding report reflects the order in which they appeared in the original questionnaire.
Question Content	All questions asked are contained in the report.
Question Wording	The questions in the preceding report are written exactly as they were asked to individuals.
Research/Data Collection Supplier	Nanos Research
Contact	Contact Nanos Research for more information or with any concerns or questions. http://www.nanos.co Telephone:(613) 234-4666 ext. 237 Email: info@nanosresearch.com .

ABOUT NANOS



ONTARIO PUBLIC
SCHOOL BOARDS'
ASSOCIATION
Leading Education's Advocates



nanos dimap analytika



dimap

NANOS RUTHERFORD McKAY & Co.

As one of North America's premier market and public opinion research firms, we put strategic intelligence into the hands of decision makers. The majority of our work is for private sector and public facing organizations and ranges from market studies, managing reputation through to leveraging data intelligence. Nanos Research offers a vertically integrated full service quantitative and qualitative research practice to attain the highest standards and the greatest control over the research process.

www.nanos.co

This international joint venture between [dimap](http://www.dimap.com) and [Nanos](http://www.nanos.co) brings together top research and data experts from North American and Europe to deliver exceptional data intelligence to clients. The team offers data intelligence services ranging from demographic and sentiment microtargeting; consumer sentiment identification and decision conversion; and, data analytics and profiling for consumer persuasion.

www.nanosdimap.com

NRM is an affiliate of Nanos Research and Rutherford McKay Associates. Our service offerings are based on decades of professional experience and extensive research and include public acceptance and engagement, communications audits, and narrative development. www.nrmpublicaffairs.com

TABULATIONS



ONTARIO PUBLIC
SCHOOL BOARDS'
ASSOCIATION
Leading Education's Advocates





2020-1668 – OPSBA – Education in Ontario – STAT SHEET

			Please select the region in which you live from the list below:								Gender			Age				
			Ontario 2020- 06	Northern Ontario	Eastern Ontario	Golden Horseshoe West	The GTA - includes Durham, Peel and York Regions	Southwestern Ontario	City of Toronto	Central Ontario	Male	Female	Other	18 to 29	30 to 39	40 to 49	59 to 59	60 plus
Question 1 - If upon the advice of the Chief Medical Officer of health, the government decides to re-open schools in September, how comfortable would you be with students, staff and education workers returning to the school environment?	Total	Unwgt N	2019	278	290	293	291	287	289	291	978	1030	11	390	463	292	358	516
		Wgt N	2011	63	266	343	452	205	408	274	961	1039	11	399	320	342	382	569
	Comfortable	%	16.9	19.2	17.4	14.8	17.5	18.3	14.0	20.6	21.6	12.6		20.4	20.1	18.9	16.5	11.7
	Somewhat comfortable	%	35.0	38.1	31.6	40.3	34.9	39.5	30.5	34.8	36.3	33.9		32.2	33.6	37.3	33.8	37.4
	Somewhat uncomfortable	%	26.8	27.8	27.1	25.5	28.3	23.1	29.9	23.7	24.1	29.3		29.1	25.0	22.0	23.8	31.2
	Uncomfortable	%	15.2	11.8	16.1	12.4	15.1	13.6	18.3	15.6	13.6	16.6		13.6	16.0	15.3	19.5	13.1
	Unsure	%	6.0	3.2	7.7	7.0	4.1	5.4	7.4	5.3	4.4	7.5		4.6	5.3	6.5	6.5	6.7

Nanos conducted a representative online survey of 2,019 Ontarians 18 years of age and older, between June 23rd and 28th, 2020. *Please note that some results have been shaded due to small sample size.



2020-1668 – OPSBA – Education in Ontario – STAT SHEET

			Please select the region in which you live from the list below:								Gender			Age				
			Ontario 2020-06	Northern Ontario	Eastern Ontario	Golden Horseshoe West	The GTA - includes Durham, Peel and York Regions	Southwestern Ontario	City of Toronto	Central Ontario	Male	Female	Other	18 to 29	30 to 39	40 to 49	59 to 59	60 plus
Question 2 - Are you likely, somewhat likely, somewhat not likely or not likely to keep your child home from school this coming September?	Total	Unwgt N	2019	278	290	293	291	287	289	291	978	1030	11	390	463	292	358	516
		Wgt N	2011	63	266	343	452	205	408	274	961	1039	11	399	320	342	382	569
	Likely	%	9.7	10.5	13.0	5.2	12.1	7.6	8.7	10.9	9.3	9.9		10.3	9.6	10.2	10.4	8.6
	Somewhat likely	%	20.2	17.4	13.2	19.2	26.7	12.8	23.0	19.5	21.5	19.2		22.9	28.5	21.0	20.9	12.7
	Somewhat not likely	%	17.8	13.5	17.1	23.0	17.9	16.1	15.7	17.4	18.7	17.2		15.1	15.5	24.7	17.6	17.1
	Not likely	%	23.6	31.4	26.7	23.2	19.2	33.3	20.2	24.8	26.8	20.7		23.0	21.8	21.2	26.0	25.0
	Unsure	%	28.6	27.3	30.0	29.4	24.1	30.2	32.4	27.5	23.7	33.0		28.8	24.6	22.9	25.1	36.6

Nanos conducted a representative online survey of 2,019 Ontarians 18 years of age and older, between June 23rd and 28th, 2020. *Please note that some results have been shaded due to small sample size.



2020-1668 – OPSBA – Education in Ontario – STAT SHEET

			Please select the region in which you live from the list below:								Gender			Age				
			Ontario 2020-06	Northern Ontario	Eastern Ontario	Golden Horseshoe West	The GTA - includes Durham, Peel and York Regions	Southwestern Ontario	City of Toronto	Central Ontario	Male	Female	Other	18 to 29	30 to 39	40 to 49	59 to 59	60 plus
Question 3 - Would you support, somewhat support, somewhat oppose or oppose a mixed model of education delivery in which a portion of the student's education is delivered in-person and a portion delivered online?	Total	Unwgt N	2019	278	290	293	291	287	289	291	978	1030	11	390	463	292	358	516
		Wgt N	2011	63	266	343	452	205	408	274	961	1039	11	399	320	342	382	569
	Support	%	28.1	32.1	26.0	27.3	31.2	25.7	27.5	27.7	27.6	28.6		30.3	26.1	25.5	30.5	27.5
	Somewhat support	%	44.2	39.6	45.2	47.0	47.8	41.8	43.2	38.3	46.1	42.5		45.9	45.4	46.7	40.9	43.2
	Somewhat oppose	%	10.5	14.0	10.9	9.2	8.7	11.9	11.9	11.1	11.4	9.7		10.3	11.5	13.2	10.3	8.8
	Oppose	%	8.8	9.9	9.1	7.4	6.5	14.5	6.6	12.8	8.4	9.2		6.9	9.8	8.1	9.6	9.4
	Unsure	%	8.3	4.4	8.8	9.1	5.9	6.1	10.8	10.0	6.5	10.0		6.5	7.2	6.5	8.7	11.1

Nanos conducted a representative online survey of 2,019 Ontarians 18 years of age and older, between June 23rd and 28th, 2020. *Please note that some results have been shaded due to small sample size.



2020-1668 – OPSBA – Education in Ontario – STAT SHEET

When undertaking online learning, is it important, somewhat important, somewhat not important or not important for students of each of the following types to also have real-time / live interaction with their teacher and other students? [ROTATE]

			Please select the region in which you live from the list below:								Gender			Age				
			Ontario 2020-06	Northern Ontario	Eastern Ontario	Golden Horseshoe West	The GTA - includes Durham, Peel and York Regions	Southwestern Ontario	City of Toronto	Central Ontario	Male	Female	Other	18 to 29	30 to 39	40 to 49	59 to 59	60 plus
Question 4 - Kindergarten – Grade 3 students	Total	Unwgt N	2019	278	290	293	291	287	289	291	978	1030	11	390	463	292	358	516
		Wgt N	2011	63	266	343	452	205	408	274	961	1039	11	399	320	342	382	569
	Important	%	63.9	72.1	67.2	70.3	57.8	67.6	58.6	66.0	63.6	64.0		63.1	61.1	61.0	61.4	69.5
	Somewhat important	%	21.4	14.7	18.0	15.1	25.9	21.9	24.3	21.9	22.2	20.7		19.3	23.5	23.6	23.0	19.2
	Somewhat unimportant	%	5.4	6.0	6.8	6.9	6.0	4.5	4.2	3.9	5.4	5.5		8.0	7.2	5.9	4.6	2.9
	Unimportant	%	4.7	4.0	3.5	1.8	7.2	3.1	7.3	3.0	5.2	4.2		4.8	4.6	3.8	5.0	5.0
	Unsure	%	4.6	3.1	4.4	5.8	3.2	2.9	5.7	5.2	3.5	5.5		4.7	3.5	5.7	6.0	3.3

Nanos conducted a representative online survey of 2,019 Ontarians 18 years of age and older, between June 23rd and 28th, 2020. *Please note that some results have been shaded due to small sample size.



2020-1668 – OPSBA – Education in Ontario – STAT SHEET

When undertaking online learning, is it important, somewhat important, somewhat not important or not important for students of each of the following types to also have real-time / live interaction with their teacher and other students? [ROTATE]

			Please select the region in which you live from the list below:								Gender			Age				
			Ontario 2020-06	Northern Ontario	Eastern Ontario	Golden Horseshoe West	The GTA - includes Durham, Peel and York Regions	Southwestern Ontario	City of Toronto	Central Ontario	Male	Female	Other	18 to 29	30 to 39	40 to 49	59 to 59	60 plus
Question 5 - Grades 4-8	Total	Unwgt N	2019	278	290	293	291	287	289	291	978	1030	11	390	463	292	358	516
		Wgt N	2011	63	266	343	452	205	408	274	961	1039	11	399	320	342	382	569
	Important	%	63.8	71.9	71.0	66.9	57.5	68.1	56.9	68.3	61.9	65.3		56.9	62.0	66.6	63.9	67.8
	Somewhat important	%	26.6	20.8	19.9	23.7	33.8	25.0	29.8	22.5	28.1	25.4		30.9	29.0	24.5	23.7	25.4
	Somewhat unimportant	%	4.2	2.5	4.0	3.3	4.2	2.9	5.5	4.6	4.8	3.5		7.2	3.9	3.8	4.4	2.2
	Unimportant	%	1.5	3.2	0.8	0.9	1.9	1.1	2.3	0.8	2.1	1.0		1.0	1.6	1.3	2.9	1.0
	Unsure	%	4.0	1.6	4.3	5.1	2.6	2.8	5.6	3.8	3.1	4.9		4.1	3.5	3.9	5.1	3.6

Nanos conducted a representative online survey of 2,019 Ontarians 18 years of age and older, between June 23rd and 28th, 2020. *Please note that some results have been shaded due to small sample size.



2020-1668 – OPSBA – Education in Ontario – STAT SHEET

When undertaking online learning, is it important, somewhat important, somewhat not important or not important for students of each of the following types to also have real-time / live interaction with their teacher and other students? [ROTATE]

			Please select the region in which you live from the list below:								Gender			Age				
			Ontario 2020-06	Northern Ontario	Eastern Ontario	Golden Horseshoe West	The GTA - includes Durham, Peel and York Regions	Southwestern Ontario	City of Toronto	Central Ontario	Male	Female	Other	18 to 29	30 to 39	40 to 49	59 to 59	60 plus
Question 6 - Secondary	Total	Unwgt N	2019	278	290	293	291	287	289	291	978	1030	11	390	463	292	358	516
		Wgt N	2011	63	266	343	452	205	408	274	961	1039	11	399	320	342	382	569
	Important	%	52.0	58.3	54.4	51.8	47.4	52.1	50.7	58.0	50.3	53.6		46.2	52.7	52.3	55.2	53.4
	Somewhat important	%	32.4	27.4	28.7	33.3	34.5	35.2	32.6	30.0	33.0	31.8		34.9	30.4	35.4	28.3	32.6
	Somewhat unimportant	%	7.8	8.9	7.1	8.1	11.0	6.9	7.0	4.5	9.0	6.7		9.5	8.7	5.9	5.9	8.7
	Unimportant	%	3.6	3.7	5.3	1.8	3.6	2.3	4.9	3.5	4.8	2.5		5.4	4.7	2.0	5.2	1.7
	Unsure	%	4.1	1.8	4.3	5.1	3.4	3.5	4.7	4.0	2.8	5.4		4.0	3.5	4.4	5.4	3.6

Nanos conducted a representative online survey of 2,019 Ontarians 18 years of age and older, between June 23rd and 28th, 2020. *Please note that some results have been shaded due to small sample size.



2020-1668 – OPSBA – Education in Ontario – STAT SHEET

			Please select the region in which you live from the list below:								Gender			Age				
			Ontario 2020-06	Northern Ontario	Eastern Ontario	Golden Horseshoe West	The GTA - includes Durham, Peel and York Regions	Southwestern Ontario	City of Toronto	Central Ontario	Male	Female	Other	18 to 29	30 to 39	40 to 49	59 to 59	60 plus
Question 7 - During the current school year, did your household have any experience with online learning?	Total	Unwgt N	2019	278	290	293	291	287	289	291	978	1030	11	390	463	292	358	516
		Wgt N	2011	63	266	343	452	205	408	274	961	1039	11	399	320	342	382	569
	Yes	%	46.5	38.5	42.1	44.1	53.2	45.6	46.9	44.9	47.1	45.9		63.7	51.2	61.6	45.7	23.4
	No	%	53.5	61.5	57.9	55.9	46.8	54.4	53.1	55.1	52.9	54.1		36.3	48.8	38.4	54.3	76.6

			Please select the region in which you live from the list below:								Gender			Age				
			Ontario 2020-06	Northern Ontario	Eastern Ontario	Golden Horseshoe West	The GTA - includes Durham, Peel and York Regions	Southwestern Ontario	City of Toronto	Central Ontario	Male	Female	Other	18 to 29	30 to 39	40 to 49	59 to 59	60 plus
Question 8 – [EXPERIENCE WITH ONLINE LEARNING ONLY] Was the online learning experience positive, somewhat positive, somewhat negative or negative?	Total	Unwgt N	936	121	118	121	169	140	141	126	423	507	6	248	249	177	157	105
		Wgt N	934	24	111	151	241	93	190	123	450	478	6	252	164	210	175	133
	Positive	%	20.9	22.6	22.0	22.3	21.5	18.3	19.5	21.1	20.7	21.2		22.6	22.2	14.6	22.2	24.5
	Somewhat positive	%	48.3	49.8	48.1	45.5	56.1	44.4	43.4	46.8	49.6	47.7		44.7	45.4	52.2	50.4	49.7
	Somewhat negative	%	20.8	21.1	22.3	18.1	16.4	22.4	26.5	21.7	22.6	18.9		23.6	20.8	22.2	18.8	16.3
	Negative	%	7.3	4.0	6.7	11.6	2.0	12.2	8.2	8.6	5.3	9.2		6.5	9.0	7.8	6.9	6.7
	Unsure	%	2.6	2.5	1.0	2.5	4.0	2.9	2.3	1.8	1.9	3.1		2.6	2.6	3.3	1.7	2.9

Nanos conducted a representative online survey of 2,019 Ontarians 18 years of age and older, between June 23rd and 28th, 2020. *Please note that some results have been shaded due to small sample size.



2020-1668 – OPSBA – Education in Ontario – STAT SHEET

			Please select the region in which you live from the list below:								Gender			Age				
			Ontario 2020-06	Northern Ontario	Eastern Ontario	Golden Horseshoe West	The GTA - includes Durham, Peel and York Regions	Southwestern Ontario	City of Toronto	Central Ontario	Male	Female	Other	18 to 29	30 to 39	40 to 49	59 to 59	60 plus
Question 9 - [EXPERIENCE WITH ONLINE LEARNING ONLY] What would have made the online learning experience better? [OPEN]	Total	Unwgt N	841	105	110	108	151	127	127	113	383	453	5	210	222	168	145	96
		Wgt N	848	21	105	136	219	84	172	111	411	432	5	216	146	201	162	123
	Better Internet connection/better technology/platform	%	10.9	20.7	8.6	14.2	7.6	5.8	14.0	12.5	12.9	8.8		13.0	10.6	6.5	14.7	9.5
	Nothing	%	10.0	8.8	12.4	10.4	12.6	6.1	6.0	11.3	10.1	10.0		8.4	9.9	10.1	14.3	6.9
	More preparation from teachers and boards	%	5.0	11.5	2.3	7.4	3.5	3.0	9.3	1.1	5.3	4.8		9.5	3.5	2.3	2.9	6.1
	Smaller class sizes/meet ups in small groups	%	0.9	0.0	1.9	1.0	0.8	0.0	1.0	0.5	0.9	0.9		1.1	3.0	0.0	0.0	0.5
	More resources for parents and students/instructions on what to do	%	8.8	4.0	12.5	5.3	12.3	11.1	5.4	7.1	9.1	8.7		14.3	6.7	5.0	7.7	9.4
	More hands on learning/more interactive	%	3.4	4.0	3.1	2.7	4.0	6.5	2.0	3.0	3.3	3.5		4.3	5.0	3.8	1.7	1.5
	More time to complete tasks/more flexible	%	2.7	0.0	1.9	0.6	2.0	1.7	6.2	3.0	2.3	3.0		5.5	3.8	1.7	0.5	0.7
	Direct interaction with teachers/one-on-one time	%	15.6	7.4	13.2	16.7	15.5	18.7	15.5	16.3	15.3	16.0		10.0	9.3	22.0	14.5	23.9

Nanos conducted a representative online survey of 2,019 Ontarians 18 years of age and older, between June 23rd and 28th, 2020. *Please note that some results have been shaded due to small sample size.



2020-1668 – OPSBA – Education in Ontario – STAT SHEET

		Please select the region in which you live from the list below:								Gender			Age				
		Ontario 2020-06	Northern Ontario	Eastern Ontario	Golden Horseshoe West	The GTA - includes Durham, Peel and York Regions	Southwestern Ontario	City of Toronto	Central Ontario	Male	Female	Other	18 to 29	30 to 39	40 to 49	59 to 59	60 plus
More structured/organized	%	7.3	6.5	10.5	4.8	9.1	8.5	4.5	7.2	6.0	8.1		5.5	6.5	6.1	13.6	4.9
Have more live classes/meetings/interactions with peers	%	12.8	12.7	14.9	11.5	14.2	16.3	10.7	9.8	11.8	13.9		9.0	11.5	19.9	9.4	13.6
Rely less on parents/hard to find time to help the children	%	1.8	2.5	1.3	1.2	0.0	2.5	2.5	4.7	1.3	2.3		1.6	1.4	1.7	0.9	3.8
Really hard for children with trouble in school/young kids/they are struggling	%	2.4	2.8	3.7	0.9	0.7	4.0	4.4	1.8	2.6	2.1		0.7	2.4	3.8	2.9	2.2
Better quality work/more work/more subjects	%	4.9	3.3	3.3	11.4	2.3	6.0	4.9	3.4	5.7	4.3		5.6	4.1	5.6	6.2	2.1
More accountability/mandatory participation	%	2.3	4.9	1.8	2.6	1.2	2.5	1.3	5.6	2.2	2.4		0.8	2.0	4.2	3.6	0.6
Other	%	7.3	5.5	4.7	6.7	8.6	6.0	6.4	10.8	6.5	7.7		7.5	14.2	4.3	3.7	8.4
Unsure	%	4.1	5.3	3.9	2.6	5.7	1.4	5.9	1.7	4.7	3.5		3.2	5.9	3.0	3.3	6.0

Nanos conducted a representative online survey of 2,019 Ontarians 18 years of age and older, between June 23rd and 28th, 2020. *Please note that some results have been shaded due to small sample size.



2020-1668 – OPSBA – Education in Ontario – STAT SHEET

			Was the online learning experience positive, somewhat positive, somewhat negative or negative?					
			Ontario 2020-06	Positive	Somewhat positive	Somewhat negative	Negative	Unsure
Question 9 - [EXPERIENCE WITH ONLINE LEARNING ONLY] What would have made the online learning experience better? [OPEN]	Total	Unwgt N	839	172	387	190	73	17
		Wgt N	846	173	405	185	64	19
	Better Internet connection/better technology/platform	%	10.9	13.4	9.9	12.2	8.6	
	Nothing	%	10.0	17.6	8.5	4.5	17.9	
	More preparation from teachers and boards	%	5.0	3.7	4.7	6.5	5.5	
	Smaller class sizes/meet ups in small groups	%	0.9	0.8	0.6	2.0	0.0	
	More resources for parents and students/instructions on what to do	%	8.8	7.0	9.7	9.3	7.0	
	More hands on learning/more interactive	%	3.4	2.2	4.8	3.0	0.2	
	More time to complete tasks/more flexible	%	2.7	2.8	3.6	1.0	2.2	
	Direct interaction with teachers/one-on-one time	%	15.6	14.1	14.8	18.0	21.9	
	More structured/organized	%	7.3	3.2	6.4	11.2	7.1	
	Have more live classes/meetings/interactions with peers	%	12.7	14.6	14.5	8.1	10.0	
	Rely less on parents/hard to find time to help the children	%	1.8	0.9	2.3	1.2	3.1	

Nanos conducted a representative online survey of 2,019 Ontarians 18 years of age and older, between June 23rd and 28th, 2020. *Please note that some results have been shaded due to small sample size.



2020-1668 – OPSBA – Education in Ontario – STAT SHEET

			Was the online learning experience positive, somewhat positive, somewhat negative or negative?					
			Ontario 2020-06	Positive	Somewhat positive	Somewhat negative	Negative	Unsure
	Really hard for children with trouble in school/young kids/they are struggling	%	2.4	0.1	1.4	6.4	1.8	
	Better quality work/more work/more subjects	%	5.0	3.6	4.9	6.5	4.2	
	More accountability/mandatory participation	%	2.3	2.5	2.4	2.7	0.7	
	Other	%	7.1	7.2	8.2	4.9	9.0	
	Unsure	%	4.1	6.4	3.4	2.5	0.8	

Nanos conducted a representative online survey of 2,019 Ontarians 18 years of age and older, between June 23rd and 28th, 2020. *Please note that some results have been shaded due to small sample size.



2020-1668 – OPSBA – Education in Ontario – STAT SHEET

			Please select the region in which you live from the list below:								Gender			Age				
			Ontario 2020-06	Northern Ontario	Eastern Ontario	Golden Horseshoe West	The GTA - includes Durham, Peel and York Regions	Southwestern Ontario	City of Toronto	Central Ontario	Male	Female	Other	18 to 29	30 to 39	40 to 49	59 to 59	60 plus
Question 10 - [EXPERIENCE WITH ONLINE LEARNING ONLY] Did the online learning take place live in real-time with other students?	Total	Unwgt N	934	121	118	121	168	138	142	126	424	504	6	249	248	175	157	105
		Wgt N	932	24	111	151	239	91	192	123	452	474	6	254	163	208	175	132
	Yes, all the time	%	17.1	15.3	10.4	11.1	20.3	8.2	26.0	17.3	20.0	14.1		20.6	21.1	14.0	15.3	12.6
	Yes, sometimes	%	51.2	44.7	57.2	51.3	52.4	40.2	52.2	51.1	47.5	54.9		51.8	44.6	51.7	53.9	53.7
	Never took place real- time	%	31.7	40.0	32.5	37.6	27.3	51.6	21.8	31.5	32.5	31.0		27.6	34.3	34.3	30.8	33.7

Nanos conducted a representative online survey of 2,019 Ontarians 18 years of age and older, between June 23rd and 28th, 2020. *Please note that some results have been shaded due to small sample size.



2020-1668 – OPSBA – Education in Ontario – STAT SHEET

			Please select the region in which you live from the list below:								Gender			Age				
			Ontario 2020-06	Northern Ontario	Eastern Ontario	Golden Horseshoe West	The GTA - includes Durham, Peel and York Regions	Southwestern Ontario	City of Toronto	Central Ontario	Male	Female	Other	18 to 29	30 to 39	40 to 49	59 to 59	60 plus
Question 11 - [EXPERIENCE WITH REAL-TIME ONLINE LEARNING ONLY] Was the real-time online experience with other students useful, somewhat useful, somewhat not useful or not useful?	Total	Unwgt N	613	73	78	76	124	66	112	84	276	333	4	173	163	107	105	65
		Wgt N	636	15	75	94	174	44	150	84	305	327	4	184	107	137	121	87
	Useful	%	24.5	22.6	19.6	22.7	29.7	19.9	21.8	27.4	21.6	27.1		19.2	24.7	23.4	23.7	37.9
	Somewhat useful	%	52.7	53.0	47.8	56.4	56.6	46.9	53.3	47.0	56.0	49.7		51.8	51.5	54.7	64.9	36.3
	Somewhat not useful	%	14.1	11.2	15.8	16.4	11.1	16.1	15.7	13.3	16.2	12.1		18.1	12.3	13.5	7.7	18.1
	Not useful	%	4.5	10.2	9.4	2.9	0.9	6.1	2.8	10.8	2.1	6.9		5.4	4.8	5.9	2.0	3.6
	Unsure	%	4.2	2.9	7.3	1.7	1.7	11.0	6.5	1.5	4.2	4.1		5.5	6.8	2.5	1.7	4.1

Nanos conducted a representative online survey of 2,019 Ontarians 18 years of age and older, between June 23rd and 28th, 2020. *Please note that some results have been shaded due to small sample size.



2020-1668 – OPSBA – Education in Ontario – STAT SHEET

			Please select the region in which you live from the list below:								Gender			Age				
			Ontario 2020-06	Northern Ontario	Eastern Ontario	Golden Horseshoe West	The GTA - includes Durham, Peel and York Regions	Southwestern Ontario	City of Toronto	Central Ontario	Male	Female	Other	18 to 29	30 to 39	40 to 49	59 to 59	60 plus
Question 12 - Would you support, somewhat support, somewhat oppose or oppose restarting schools by having students attend in-person part-time, in addition to online learning?	Total	Unwgt N	2019	278	290	293	291	287	289	291	978	1030	11	390	463	292	358	516
		Wgt N	2011	63	266	343	452	205	408	274	961	1039	11	399	320	342	382	569
	Support	%	26.1	31.0	28.4	27.1	24.3	26.7	22.2	29.6	27.9	24.5		28.5	22.7	23.5	26.2	27.8
	Somewhat support	%	44.8	40.3	43.5	49.2	48.0	43.4	43.8	38.5	45.4	44.2		44.8	48.9	46.4	45.5	40.9
	Somewhat oppose	%	9.9	9.6	8.6	8.1	9.2	12.1	11.3	11.0	10.3	9.6		12.8	9.5	11.3	7.2	9.1
	Oppose	%	9.0	8.9	8.5	5.7	8.2	8.6	11.3	11.4	7.5	10.4		7.7	9.2	8.6	10.7	8.7
	Unsure	%	10.3	10.3	11.0	9.9	10.3	9.2	11.3	9.4	8.9	11.4		6.2	9.7	10.2	10.3	13.5

Nanos conducted a representative online survey of 2,019 Ontarians 18 years of age and older, between June 23rd and 28th, 2020. *Please note that some results have been shaded due to small sample size.



2020-1668 – OPSBA – Education in Ontario – STAT SHEET

Is it important, somewhat important, somewhat not important or not important to consider each of the following when thinking of a return to in-person instruction in schools? [RANDOMIZE]

			Please select the region in which you live from the list below:								Gender			Age				
			Ontario 2020-06	Northern Ontario	Eastern Ontario	Golden Horseshoe West	The GTA - includes Durham, Peel and York Regions	Southwestern Ontario	City of Toronto	Central Ontario	Male	Female	Other	18 to 29	30 to 39	40 to 49	59 to 59	60 plus
Question 13 - Advice of healthcare professionals	Total	Unwgt N	2019	278	290	293	291	287	289	291	978	1030	11	390	463	292	358	516
		Wgt N	2011	63	266	343	452	205	408	274	961	1039	11	399	320	342	382	569
	Important	%	75.6	82.7	74.4	74.7	73.8	76.4	74.8	79.9	71.2	79.6		72.3	73.7	71.2	75.3	81.8
	Somewhat important	%	18.8	13.3	16.5	18.8	22.7	16.5	19.9	15.9	23.0	15.1		20.2	21.7	22.8	19.2	13.5
	Somewhat not important	%	1.7	1.1	4.0	0.6	1.8	2.6	1.6	0.3	2.3	1.1		3.5	1.1	0.9	0.8	1.8
	Not important	%	1.1	1.2	0.9	0.4	0.8	2.2	1.4	1.4	1.5	0.7		1.5	0.8	1.5	0.8	0.9
	Unsure	%	2.8	1.6	4.2	5.6	1.0	2.2	2.3	2.6	2.0	3.6		2.4	2.6	3.6	3.9	2.0

Nanos conducted a representative online survey of 2,019 Ontarians 18 years of age and older, between June 23rd and 28th, 2020. *Please note that some results have been shaded due to small sample size.



2020-1668 – OPSBA – Education in Ontario – STAT SHEET

Is it important, somewhat important, somewhat not important or not important to consider each of the following when thinking of a return to in-person instruction in schools? [RANDOMIZE]

			Please select the region in which you live from the list below:								Gender			Age				
			Ontario 2020-06	Northern Ontario	Eastern Ontario	Golden Horseshoe West	The GTA - includes Durham, Peel and York Regions	Southwestern Ontario	City of Toronto	Central Ontario	Male	Female	Other	18 to 29	30 to 39	40 to 49	50 to 59	60 plus
Question 14 - Need for childcare in order to re-open economy	Total	Unwgt N	2019	278	290	293	291	287	289	291	978	1030	11	390	463	292	358	516
		Wgt N	2011	63	266	343	452	205	408	274	961	1039	11	399	320	342	382	569
	Important	%	52.9	60.2	50.9	55.1	53.2	53.1	49.9	54.3	50.3	55.6		47.4	51.7	52.7	50.0	59.5
	Somewhat important	%	31.4	26.4	33.1	28.6	33.4	33.4	32.5	28.2	33.3	29.7		34.9	32.4	33.2	31.5	27.4
	Somewhat not important	%	6.4	7.5	3.7	6.3	8.0	7.4	6.3	6.1	8.1	4.7		8.7	6.0	5.7	3.9	7.2
	Not important	%	4.2	4.3	5.1	2.4	3.2	3.5	5.6	5.9	4.7	3.7		3.7	5.2	2.6	7.1	3.2
	Unsure	%	5.0	1.6	7.1	7.6	2.2	2.7	5.7	5.5	3.6	6.3		5.2	4.7	5.8	7.6	2.7

Nanos conducted a representative online survey of 2,019 Ontarians 18 years of age and older, between June 23rd and 28th, 2020. *Please note that some results have been shaded due to small sample size.



2020-1668 – OPSBA – Education in Ontario – STAT SHEET

Is it important, somewhat important, somewhat not important or not important to consider each of the following when thinking of a return to in-person instruction in schools? [RANDOMIZE]

			Please select the region in which you live from the list below:								Gender			Age				
			Ontario 2020-06	Northern Ontario	Eastern Ontario	Golden Horseshoe West	The GTA - includes Durham, Peel and York Regions	Southwestern Ontario	City of Toronto	Central Ontario	Male	Female	Other	18 to 29	30 to 39	40 to 49	59 to 59	60 plus
Question 15 - Educational needs of children	Total	Unwgt N	2019	278	290	293	291	287	289	291	978	1030	11	390	463	292	358	516
		Wgt N	2011	63	266	343	452	205	408	274	961	1039	11	399	320	342	382	569
	Important	%	74.6	87.1	76.3	77.5	68.8	77.0	72.8	76.6	71.1	77.9		67.8	72.8	76.1	72.3	80.9
	Somewhat important	%	19.8	9.8	16.5	16.9	26.1	17.5	21.0	18.2	21.9	17.6		24.5	22.5	17.9	20.2	15.7
	Somewhat not important	%	1.8	1.3	2.7	0.9	1.1	3.2	1.7	2.1	2.9	0.7		3.5	1.4	1.5	1.5	1.1
	Not important	%	1.0	0.9	0.5	0.3	1.4	0.4	2.0	0.5	1.1	0.9		1.5	1.2	0.2	1.7	0.4
	Unsure	%	2.9	0.9	4.0	4.3	2.5	2.0	2.6	2.6	2.9	3.0		2.7	2.1	4.2	4.2	1.9

Nanos conducted a representative online survey of 2,019 Ontarians 18 years of age and older, between June 23rd and 28th, 2020. *Please note that some results have been shaded due to small sample size.



2020-1668 – OPSBA – Education in Ontario – STAT SHEET

Is it important, somewhat important, somewhat not important or not important to consider each of the following when thinking of a return to in-person instruction in schools? [RANDOMIZE]

			Please select the region in which you live from the list below:								Gender			Age				
			Ontario 2020-06	Northern Ontario	Eastern Ontario	Golden Horseshoe West	The GTA - includes Durham, Peel and York Regions	Southwestern Ontario	City of Toronto	Central Ontario	Male	Female	Other	18 to 29	30 to 39	40 to 49	59 to 59	60 plus
Question 16 - Mental health needs of children	Total	Unwgt N	2019	278	290	293	291	287	289	291	978	1030	11	390	463	292	358	516
		Wgt N	2011	63	266	343	452	205	408	274	961	1039	11	399	320	342	382	569
	Important	%	72.6	85.4	73.7	75.9	63.5	78.6	69.0	80.2	66.9	77.7		74.1	72.3	71.0	67.8	75.9
	Somewhat important	%	20.3	12.8	18.1	16.6	29.9	15.5	21.6	14.8	25.3	15.8		18.2	20.7	21.4	24.2	18.5
	Somewhat not important	%	2.9	0.3	2.2	2.8	3.3	3.1	3.9	1.7	3.7	2.1		3.3	3.6	2.4	2.4	2.7
	Not important	%	1.4	0.6	1.9	0.3	1.4	0.7	2.9	0.4	2.1	0.7		2.5	0.7	2.0	1.5	0.5
	Unsure	%	2.8	0.9	4.1	4.3	1.8	2.1	2.5	3.0	1.9	3.7		1.9	2.7	3.3	4.2	2.4

Nanos conducted a representative online survey of 2,019 Ontarians 18 years of age and older, between June 23rd and 28th, 2020. *Please note that some results have been shaded due to small sample size.



2020-1668 – OPSBA – Education in Ontario – STAT SHEET

Is it important, somewhat important, somewhat not important or not important to consider each of the following when thinking of a return to in-person instruction in schools? [RANDOMIZE]

			Please select the region in which you live from the list below:								Gender			Age				
			Ontario 2020-06	Northern Ontario	Eastern Ontario	Golden Horseshoe West	The GTA - includes Durham, Peel and York Regions	Southwestern Ontario	City of Toronto	Central Ontario	Male	Female	Other	18 to 29	30 to 39	40 to 49	50 to 59	60 plus
Question 17 - Staff Health / Worker Safety	Total	Unwgt N	2019	278	290	293	291	287	289	291	978	1030	11	390	463	292	358	516
		Wgt N	2011	63	266	343	452	205	408	274	961	1039	11	399	320	342	382	569
	Important	%	77.4	82.3	77.6	76.3	75.5	77.4	76.0	83.0	71.9	82.7		75.1	74.4	73.1	78.2	82.9
	Somewhat important	%	16.9	13.9	15.9	16.4	20.7	17.4	17.5	11.5	20.7	13.3		19.7	20.3	16.8	15.4	14.0
	Somewhat not important	%	2.1	1.9	1.8	2.5	1.7	2.8	2.6	1.1	3.4	0.7		2.7	2.1	4.2	1.3	0.8
	Not important	%	1.0	0.9	1.1	0.0	0.8	0.7	1.4	1.9	1.6	0.4		0.2	0.4	2.4	1.5	0.6
	Unsure	%	2.7	0.9	3.6	4.8	1.4	1.7	2.5	2.6	2.4	2.9		2.3	2.8	3.5	3.7	1.6

Nanos conducted a representative online survey of 2,019 Ontarians 18 years of age and older, between June 23rd and 28th, 2020. *Please note that some results have been shaded due to small sample size.



2020-1668 – OPSBA – Education in Ontario – STAT SHEET

			Please select the region in which you live from the list below:								Gender			Age				
			Ontario 2020-06	Northern Ontario	Eastern Ontario	Golden Horseshoe West	The GTA - includes Durham, Peel and York Regions	Southwestern Ontario	City of Toronto	Central Ontario	Male	Female	Other	18 to 29	30 to 39	40 to 49	50 to 59	60 plus
Question 18 - Is there anything else that should be considered when deciding about a return to in-person instruction in schools? [OPEN]	Total	Unwgt N	1140	156	184	155	161	161	173	150	562	572	6	200	264	168	203	305
		Wgt N	1145	37	175	183	253	115	242	141	550	589	6	210	185	195	226	329
	Nothing else	%	24.0	28.9	23.8	25.4	23.8	18.0	25.4	24.0	26.5	21.9	0.0	22.9	23.3	31.7	25.6	19.4
	Class size/reduce number of children per class/social distancing	%	10.1	9.7	11.7	8.7	9.4	13.0	9.9	9.4	10.1	10.2	0.0	12.7	14.1	7.7	7.2	9.8
	Health and safety of all/Following health and safety protocols	%	17.1	9.8	12.3	14.7	20.7	15.3	19.3	19.6	15.9	18.1	33.3	21.4	18.5	18.1	14.2	15.1
	Sanitizing/cleaning	%	2.9	1.6	2.2	2.4	3.0	1.7	3.5	4.7	3.5	2.4	0.0	4.5	3.7	1.3	3.5	2.0
	Up to date cases of COVID-19 infections/risk of second wave	%	5.1	5.7	5.5	6.1	5.3	7.1	2.6	5.6	5.4	4.7	16.7	5.2	4.3	5.6	4.5	5.7
	Regular testing for children and teachers/protocol if positive testing	%	3.0	1.5	2.1	5.4	3.3	2.3	2.1	3.0	3.0	3.0	0.0	4.3	2.1	1.4	1.7	4.5
	Review curriculum/flexible school hours/online learning options	%	4.3	6.8	3.9	6.1	4.4	3.9	3.6	3.5	3.3	5.4	0.0	3.0	3.0	5.0	7.3	3.5
	Children's social and educational needs	%	4.6	5.5	5.0	4.8	2.2	9.1	3.9	5.4	3.4	5.7	16.7	5.3	2.5	4.6	4.0	5.8

Nanos conducted a representative online survey of 2,019 Ontarians 18 years of age and older, between June 23rd and 28th, 2020. *Please note that some results have been shaded due to small sample size.



2020-1668 – OPSBA – Education in Ontario – STAT SHEET

			Please select the region in which you live from the list below:								Gender			Age				
			Ontario 2020-06	Northern Ontario	Eastern Ontario	Golden Horseshoe West	The GTA - includes Durham, Peel and York Regions	Southwestern Ontario	City of Toronto	Central Ontario	Male	Female	Other	18 to 29	30 to 39	40 to 49	50 to 59	60 plus
	Safe transportation/buses	%	1.8	4.1	4.5	1.6	1.2	0.9	0.7	1.6	1.3	2.0	16.7	3.6	0.6	0.5	2.0	1.8
	The parents (their time/work schedule, their opinion)	%	2.6	1.6	1.4	5.1	1.1	3.8	2.4	3.3	1.3	3.8	16.7	1.0	3.3	2.6	2.7	3.3
	PPE (Masks, gloves,	%	3.1	2.3	3.7	1.2	5.6	1.5	2.8	1.9	2.8	3.3	0.0	1.0	3.3	2.3	3.1	4.6
	Vaccine/wait until COVID-19 is over	%	3.1	2.1	1.4	1.1	3.4	4.4	3.8	4.9	2.7	3.4	0.0	0.0	2.9	2.6	5.7	3.5
	Teacher's workload/support for teachers	%	2.3	1.5	3.4	4.3	1.3	0.5	3.2	0.0	3.3	1.3	0.0	2.0	0.1	3.4	2.5	2.9
	Those who do not have access to high speed internet/a computer	%	1.1	0.5	1.6	1.0	0.6	1.3	1.2	1.4	1.4	0.9	0.0	0.3	1.3	0.5	2.7	0.8
	Thoughtful planning/case by case basis	%	3.3	5.2	2.4	1.3	5.4	5.0	3.5	1.4	2.8	3.9	0.0	1.3	3.8	1.8	1.7	6.5
	Kids spreading the disease/Protecting high risk individuals (teachers, children, families)	%	1.3	2.0	2.0	0.9	0.0	0.7	2.4	1.3	1.1	1.4	0.0	0.3	0.9	0.7	1.6	2.2
	It should be full-time/back to normal	%	2.0	2.9	2.4	1.6	2.5	3.2	0.0	2.9	2.2	1.7	0.0	2.4	1.9	4.0	1.6	0.8
	Other	%	2.5	2.5	4.2	2.5	2.0	1.6	3.6	0.5	3.6	1.5	0.0	2.4	2.5	0.8	3.2	3.1
	The cost/budget	%	0.6	1.6	0.8	0.0	1.0	0.9	0.0	1.2	1.2	0.1	0.0	1.5	0.7	1.1	0.1	0.2
	Unsure	%	5.1	4.2	5.7	5.7	3.7	5.8	6.0	4.4	5.2	5.2	0.0	4.9	7.4	4.4	5.0	4.6

Nanos conducted a representative online survey of 2,019 Ontarians 18 years of age and older, between June 23rd and 28th, 2020. *Please note that some results have been shaded due to small sample size.



2020-1668 – OPSBA – Education in Ontario – STAT SHEET

All schools will have to make significant changes to the way students are transported to and from school as well as the physical setting of classrooms and common areas in schools to ensure proper social distancing. In terms of additional or increased areas for government funding, would you support, somewhat support, somewhat oppose or oppose each of the following? [RANDOMIZE]

			Please select the region in which you live from the list below:								Gender			Age				
			Ontario 2020-06	Northern Ontario	Eastern Ontario	Golden Horseshoe West	The GTA - includes Durham, Peel and York Regions	Southwestern Ontario	City of Toronto	Central Ontario	Male	Female	Other	18 to 29	30 to 39	40 to 49	59 to 59	60 plus
Question 19 - More funding for transportation to allow for more school busses	Total	Unwgt N	2019	278	290	293	291	287	289	291	978	1030	11	390	463	292	358	516
		Wgt N	2011	63	266	343	452	205	408	274	961	1039	11	399	320	342	382	569
	Support	%	34.1	39.6	38.3	33.7	27.0	36.0	31.8	43.1	28.7	39.2		34.3	38.6	31.3	32.5	34.2
	Somewhat support	%	34.1	31.8	33.2	35.9	34.3	39.1	33.1	30.7	37.3	31.2		33.8	33.5	40.8	32.3	31.9
	Somewhat oppose	%	12.8	16.4	9.4	10.9	15.2	9.7	16.4	10.6	15.1	10.6		15.4	10.9	10.8	12.5	13.5
	Oppose	%	9.6	8.5	10.1	9.6	11.7	8.0	8.9	8.0	11.4	7.7		7.9	10.3	7.5	12.7	9.6
	Unsure	%	9.4	3.7	9.0	9.8	11.9	7.2	9.8	7.6	7.5	11.3		8.7	6.8	9.6	10.0	10.8

Nanos conducted a representative online survey of 2,019 Ontarians 18 years of age and older, between June 23rd and 28th, 2020. *Please note that some results have been shaded due to small sample size.



2020-1668 – OPSBA – Education in Ontario – STAT SHEET

All schools will have to make significant changes to the way students are transported to and from school as well as the physical setting of classrooms and common areas in schools to ensure proper social distancing. In terms of additional or increased areas for government funding, would you support, somewhat support, somewhat oppose or oppose each of the following? [RANDOMIZE]

			Please select the region in which you live from the list below:								Gender			Age				
			Ontario 2020-06	Northern Ontario	Eastern Ontario	Golden Horseshoe West	The GTA - includes Durham, Peel and York Regions	Southwestern Ontario	City of Toronto	Central Ontario	Male	Female	Other	18 to 29	30 to 39	40 to 49	59 to 59	60 plus
Question 20 - More funding for additional caretaking and cleaning supplies	Total	Unwgt N	2019	278	290	293	291	287	289	291	978	1030	11	390	463	292	358	516
		Wgt N	2011	63	266	343	452	205	408	274	961	1039	11	399	320	342	382	569
	Support	%	52.5	60.3	57.7	57.9	45.2	50.6	49.2	57.2	45.3	59.3		55.2	57.0	48.2	48.8	53.1
	Somewhat support	%	32.7	31.5	27.7	28.8	39.4	33.4	33.5	29.6	38.2	27.3		29.9	32.5	40.0	31.5	31.1
	Somewhat oppose	%	6.9	2.9	6.2	4.5	8.6	6.5	8.9	6.1	8.8	5.1		6.5	4.8	5.6	8.0	8.4
	Oppose	%	3.3	3.6	3.6	3.4	3.1	4.3	3.2	2.6	4.1	2.6		3.4	2.0	2.1	5.2	3.4
	Unsure	%	4.6	1.7	4.8	5.4	3.8	5.3	5.1	4.4	3.6	5.7		5.0	3.8	4.1	6.6	3.9

Nanos conducted a representative online survey of 2,019 Ontarians 18 years of age and older, between June 23rd and 28th, 2020. *Please note that some results have been shaded due to small sample size.



2020-1668 – OPSBA – Education in Ontario – STAT SHEET

All schools will have to make significant changes to the way students are transported to and from school as well as the physical setting of classrooms and common areas in schools to ensure proper social distancing. In terms of additional or increased areas for government funding, would you support, somewhat support, somewhat oppose or oppose each of the following? [RANDOMIZE]

			Please select the region in which you live from the list below:								Gender			Age				
			Ontario 2020-06	Northern Ontario	Eastern Ontario	Golden Horseshoe West	The GTA - includes Durham, Peel and York Regions	Southwestern Ontario	City of Toronto	Central Ontario	Male	Female	Other	18 to 29	30 to 39	40 to 49	50 to 59	60 plus
Question 21 - More funding for technology – this includes devices for students and equipment for teachers and education workers, as well as increasing the infrastructure for those areas in the province with limited access	Total	Unwgt N	2019	278	290	293	291	287	289	291	978	1030	11	390	463	292	358	516
		Wgt N	2011	63	266	343	452	205	408	274	961	1039	11	399	320	342	382	569
	Support	%	50.1	62.7	54.0	51.9	39.3	51.5	51.0	56.7	46.5	53.5		55.9	51.2	45.8	50.1	48.2
	Somewhat support	%	35.2	27.8	29.7	34.4	48.3	32.4	31.7	29.1	38.1	32.6		29.5	34.4	40.1	34.2	37.4
	Somewhat oppose	%	5.8	4.7	4.7	3.9	5.4	7.3	7.5	7.0	6.9	4.9		8.0	5.2	6.3	5.4	4.7
	Oppose	%	3.6	3.3	4.5	3.0	2.9	4.0	4.3	3.4	4.3	2.9		2.2	4.3	2.2	4.7	4.3
	Unsure	%	5.2	1.5	7.0	6.7	4.1	4.7	5.6	3.9	4.2	6.1		4.4	4.8	5.6	5.6	5.4

Nanos conducted a representative online survey of 2,019 Ontarians 18 years of age and older, between June 23rd and 28th, 2020. *Please note that some results have been shaded due to small sample size.



2020-1668 – OPSBA – Education in Ontario – STAT SHEET

All schools will have to make significant changes to the way students are transported to and from school as well as the physical setting of classrooms and common areas in schools to ensure proper social distancing. In terms of additional or increased areas for government funding, would you support, somewhat support, somewhat oppose or oppose each of the following? [RANDOMIZE]

			Please select the region in which you live from the list below:								Gender			Age				
			Ontario 2020-06	Northern Ontario	Eastern Ontario	Golden Horseshoe West	The GTA - includes Durham, Peel and York Regions	Southwestern Ontario	City of Toronto	Central Ontario	Male	Female	Other	18 to 29	30 to 39	40 to 49	50 to 59	60 plus
Question 22 - More funding for those students with special education needs	Total	Unwgt N	2019	278	290	293	291	287	289	291	978	1030	11	390	463	292	358	516
		Wgt N	2011	63	266	343	452	205	408	274	961	1039	11	399	320	342	382	569
	Support	%	53.6	64.4	58.2	55.6	46.7	53.8	50.8	59.3	48.6	57.9		56.3	53.8	50.9	49.6	55.7
	Somewhat support	%	30.3	20.4	25.7	27.4	37.0	30.2	33.3	25.4	34.7	26.5		30.0	29.8	34.4	32.0	27.2
	Somewhat oppose	%	6.0	7.5	5.4	6.7	5.2	6.6	6.2	5.8	6.6	5.4		5.2	7.8	4.8	7.2	5.4
	Oppose	%	3.5	3.4	3.2	3.9	3.0	3.6	2.7	5.2	4.5	2.6		2.2	2.6	3.3	5.0	4.1
	Unsure	%	6.6	4.3	7.5	6.4	8.2	5.8	7.0	4.2	5.7	7.6		6.2	6.0	6.6	6.2	7.6

Nanos conducted a representative online survey of 2,019 Ontarians 18 years of age and older, between June 23rd and 28th, 2020. *Please note that some results have been shaded due to small sample size.



2020-1668 – OPSBA – Education in Ontario – STAT SHEET

All schools will have to make significant changes to the way students are transported to and from school as well as the physical setting of classrooms and common areas in schools to ensure proper social distancing. In terms of additional or increased areas for government funding, would you support, somewhat support, somewhat oppose or oppose each of the following? [RANDOMIZE]

			Please select the region in which you live from the list below:								Gender			Age				
			Ontario 2020-06	Northern Ontario	Eastern Ontario	Golden Horseshoe West	The GTA - includes Durham, Peel and York Regions	Southwestern Ontario	City of Toronto	Central Ontario	Male	Female	Other	18 to 29	30 to 39	40 to 49	59 to 59	60 plus
Question 23 - More funding for those students who are considered marginalized and/or need help to catch up due to the learning gap created by the pandemic	Total	Unwgt N	2019	278	290	293	291	287	289	291	978	1030	11	390	463	292	358	516
		Wgt N	2011	63	266	343	452	205	408	274	961	1039	11	399	320	342	382	569
	Support	%	53.0	63.5	57.8	57.7	42.2	54.0	51.2	60.0	47.8	57.7		57.7	51.6	48.4	48.9	56.1
	Somewhat support	%	32.0	25.5	25.7	27.8	42.4	30.1	33.7	26.7	36.9	27.6		28.7	36.6	37.8	30.8	29.1
	Somewhat oppose	%	5.0	4.8	3.8	6.1	4.4	6.6	4.8	4.8	6.2	3.9		7.4	3.5	4.3	6.8	3.2
	Oppose	%	3.8	2.6	4.3	3.5	3.1	5.1	3.7	4.4	5.0	2.8		2.6	3.5	4.1	4.7	4.0
	Unsure	%	6.2	3.6	8.4	4.8	7.9	4.2	6.6	4.1	4.1	8.1		3.5	4.7	5.4	8.8	7.6

Nanos conducted a representative online survey of 2,019 Ontarians 18 years of age and older, between June 23rd and 28th, 2020. *Please note that some results have been shaded due to small sample size.



2020-1668 – OPSBA – Education in Ontario – STAT SHEET

All schools will have to make significant changes to the way students are transported to and from school as well as the physical setting of classrooms and common areas in schools to ensure proper social distancing. In terms of additional or increased areas for government funding, would you support, somewhat support, somewhat oppose or oppose each of the following? [RANDOMIZE]

			Please select the region in which you live from the list below:								Gender			Age				
			Ontario 2020-06	Northern Ontario	Eastern Ontario	Golden Horseshoe West	The GTA - includes Durham, Peel and York Regions	Southwestern Ontario	City of Toronto	Central Ontario	Male	Female	Other	18 to 29	30 to 39	40 to 49	50 to 59	60 plus
Question 24 - More online learning professional development for teachers	Total	Unwgt N	2019	278	290	293	291	287	289	291	978	1030	11	390	463	292	358	516
		Wgt N	2011	63	266	343	452	205	408	274	961	1039	11	399	320	342	382	569
	Support	%	44.3	52.3	48.1	42.8	41.1	40.6	45.3	46.9	39.8	48.5		48.0	43.9	43.9	43.8	42.3
	Somewhat support	%	35.3	30.0	29.8	36.2	40.3	34.9	33.6	35.3	38.6	32.2		36.0	37.2	36.5	33.5	34.2
	Somewhat oppose	%	7.2	7.8	8.3	6.9	6.4	8.7	7.3	6.5	9.1	5.5		7.9	7.4	5.9	7.1	7.4
	Oppose	%	6.5	7.7	6.8	4.7	6.9	9.6	6.2	5.5	7.6	5.4		3.3	5.2	5.9	7.2	9.3
	Unsure	%	6.8	2.1	7.1	9.4	5.4	6.1	7.5	5.9	4.9	8.4		4.8	6.3	7.9	8.3	6.7

Nanos conducted a representative online survey of 2,019 Ontarians 18 years of age and older, between June 23rd and 28th, 2020. *Please note that some results have been shaded due to small sample size.



2020-1668 – OPSBA – Education in Ontario – STAT SHEET

All schools will have to make significant changes to the way students are transported to and from school as well as the physical setting of classrooms and common areas in schools to ensure proper social distancing. In terms of additional or increased areas for government funding, would you support, somewhat support, somewhat oppose or oppose each of the following? [RANDOMIZE]

			Please select the region in which you live from the list below:								Gender			Age				
			Ontario 2020-06	Northern Ontario	Eastern Ontario	Golden Horseshoe West	The GTA - includes Durham, Peel and York Regions	Southwestern Ontario	City of Toronto	Central Ontario	Male	Female	Other	18 to 29	30 to 39	40 to 49	50 to 59	60 plus
Question 25 - More funding for increased online course options for secondary school students	Total	Unwgt N	2019	278	290	293	291	287	289	291	978	1030	11	390	463	292	358	516
		Wgt N	2011	63	266	343	452	205	408	274	961	1039	11	399	320	342	382	569
	Support	%	42.1	46.8	48.7	40.9	39.1	40.6	41.1	43.5	38.9	45.1		47.6	42.9	38.2	39.0	42.0
	Somewhat support	%	36.7	34.9	29.2	36.2	41.8	37.6	37.4	34.6	39.6	34.0		35.5	38.3	41.0	37.1	33.7
	Somewhat oppose	%	8.3	7.1	7.8	8.7	7.9	9.9	8.0	8.8	9.6	7.1		7.0	8.9	7.1	8.7	9.5
	Oppose	%	6.6	7.8	8.3	5.8	6.3	6.1	6.0	7.6	7.2	6.1		4.1	4.9	5.0	8.9	8.9
	Unsure	%	6.3	3.4	6.0	8.3	4.9	5.8	7.4	5.4	4.7	7.7		5.8	4.9	8.6	6.2	5.9

Nanos conducted a representative online survey of 2,019 Ontarians 18 years of age and older, between June 23rd and 28th, 2020. *Please note that some results have been shaded due to small sample size.



2020-1668 – OPSBA – Education in Ontario – STAT SHEET

All schools will have to make significant changes to the way students are transported to and from school as well as the physical setting of classrooms and common areas in schools to ensure proper social distancing. In terms of additional or increased areas for government funding, would you support, somewhat support, somewhat oppose or oppose each of the following? [RANDOMIZE]

			Please select the region in which you live from the list below:								Gender			Age				
			Ontario 2020-06	Northern Ontario	Eastern Ontario	Golden Horseshoe West	The GTA - includes Durham, Peel and York Regions	Southwestern Ontario	City of Toronto	Central Ontario	Male	Female	Other	18 to 29	30 to 39	40 to 49	50 to 59	60 plus
Question 26 - More funding to allow boards to be creative in their learning environments, i.e. outside settings	Total	Unwgt N	2019	278	290	293	291	287	289	291	978	1030	11	390	463	292	358	516
		Wgt N	2011	63	266	343	452	205	408	274	961	1039	11	399	320	342	382	569
	Support	%	38.9	52.2	40.7	41.1	31.3	42.4	37.7	43.2	35.0	42.4		43.6	44.4	40.6	33.7	35.0
	Somewhat support	%	38.1	29.2	35.7	34.7	44.5	38.7	39.5	33.3	41.2	35.3		39.6	37.8	40.6	40.2	34.2
	Somewhat oppose	%	9.0	9.7	9.6	9.0	10.1	9.2	6.9	9.1	9.4	8.6		6.6	7.0	8.6	9.9	11.3
	Oppose	%	6.2	6.2	6.7	5.7	6.4	5.4	6.4	6.6	8.0	4.6		3.9	5.9	3.2	6.7	9.5
	Unsure	%	7.8	2.7	7.2	9.5	7.7	4.3	9.5	7.7	6.4	9.1		6.3	4.9	7.0	9.5	9.9

Nanos conducted a representative online survey of 2,019 Ontarians 18 years of age and older, between June 23rd and 28th, 2020. *Please note that some results have been shaded due to small sample size.



2020-1668 – OPSBA – Education in Ontario – STAT SHEET

Are you concerned, somewhat concerned, somewhat not concerned or not concerned about each of the following? [ROTATE]

			Please select the region in which you live from the list below:								Gender			Age				
			Ontario 2020-06	Northern Ontario	Eastern Ontario	Golden Horseshoe West	The GTA - includes Durham, Peel and York Regions	Southwestern Ontario	City of Toronto	Central Ontario	Male	Female	Other	18 to 29	30 to 39	40 to 49	59 to 59	60 plus
Question 27 - The pandemic's effects on students' mental health	Total	Unwgt N	2019	278	290	293	291	287	289	291	978	1030	11	390	463	292	358	516
		Wgt N	2011	63	266	343	452	205	408	274	961	1039	11	399	320	342	382	569
	Concerned	%	53.7	54.2	56.7	53.4	49.7	51.9	54.8	57.1	46.3	60.3		57.8	59.5	55.9	48.9	49.4
	Somewhat concerned	%	31.5	35.7	30.2	27.2	34.7	37.2	31.9	27.1	35.7	27.6		28.8	29.6	28.3	34.9	34.2
	Somewhat not concerned	%	8.9	5.1	5.9	12.8	10.3	5.4	8.4	9.0	11.5	6.5		8.7	7.1	9.9	8.4	9.8
	Not concerned	%	3.3	4.5	3.8	2.8	3.1	3.2	2.8	4.0	4.1	2.5		2.5	2.1	3.6	4.7	3.2
	Unsure	%	2.7	0.5	3.5	3.8	2.1	2.3	2.1	2.8	2.4	3.0		2.2	1.8	2.3	3.0	3.4

Nanos conducted a representative online survey of 2,019 Ontarians 18 years of age and older, between June 23rd and 28th, 2020. *Please note that some results have been shaded due to small sample size.



2020-1668 – OPSBA – Education in Ontario – STAT SHEET

Are you concerned, somewhat concerned, somewhat not concerned or not concerned about each of the following? [ROTATE]

			Please select the region in which you live from the list below:								Gender			Age				
			Ontario 2020-06	Northern Ontario	Eastern Ontario	Golden Horseshoe West	The GTA - includes Durham, Peel and York Regions	Southwestern Ontario	City of Toronto	Central Ontario	Male	Female	Other	18 to 29	30 to 39	40 to 49	59 to 59	60 plus
Question 28 - The pandemic's effects on teachers' and education workers' mental health	Total	Unwgt N	2019	278	290	293	291	287	289	291	978	1030	11	390	463	292	358	516
		Wgt N	2011	63	266	343	452	205	408	274	961	1039	11	399	320	342	382	569
	Concerned	%	39.7	46.7	41.1	35.7	38.9	37.5	42.2	41.3	33.5	45.4		44.7	47.2	38.1	34.1	36.8
	Somewhat concerned	%	35.6	31.8	37.5	33.7	35.1	41.0	36.6	32.7	37.6	33.8		37.8	30.8	32.6	40.4	35.5
	Somewhat not concerned	%	12.6	12.2	9.8	15.3	14.0	13.9	9.7	13.2	15.2	10.4		9.5	11.4	14.2	10.6	15.9
	Not concerned	%	9.1	8.8	8.0	9.9	9.9	6.0	9.4	9.9	10.7	7.7		5.8	7.6	11.6	11.7	9.1
	Unsure	%	2.9	0.5	3.6	5.4	2.1	1.7	2.1	3.0	3.1	2.7		2.3	3.0	3.5	3.2	2.7

Nanos conducted a representative online survey of 2,019 Ontarians 18 years of age and older, between June 23rd and 28th, 2020. *Please note that some results have been shaded due to small sample size.



2020-1668 – OPSBA – Education in Ontario – STAT SHEET

			Please select the region in which you live from the list below:								Gender			Age				
			Ontario 2020-06	Northern Ontario	Eastern Ontario	Golden Horseshoe West	The GTA - includes Durham, Peel and York Regions	Southwestern Ontario	City of Toronto	Central Ontario	Male	Female	Other	18 to 29	30 to 39	40 to 49	59 to 59	60 plus
Question 29 - What is a more important spending priority for the government? [ROTATE]	Total	Unwgt N	2019	278	290	293	291	287	289	291	978	1030	11	390	463	292	358	516
		Wgt N	2011	63	266	343	452	205	408	274	961	1039	11	399	320	342	382	569
	Spending money on public education	%	50.6	57.1	46.9	56.5	45.0	47.1	53.8	52.0	51.4	49.5		47.2	53.9	51.6	49.1	51.4
	Eliminating the deficit and paying down the debt	%	27.3	21.5	26.3	23.6	30.2	27.3	28.7	27.0	30.4	24.5		29.4	25.2	26.7	29.0	26.1
	Unsure	%	22.2	21.3	26.8	19.8	24.7	25.6	17.4	21.0	18.3	26.0		23.5	21.0	21.7	21.9	22.4

Nanos conducted a representative online survey of 2,019 Ontarians 18 years of age and older, between June 23rd and 28th, 2020. *Please note that some results have been shaded due to small sample size.



2020-1668 – OPSBA – Education in Ontario – STAT SHEET

Nanos conducted a representative online survey of 2,019 Ontarians 18 years of age and older, between June 23rd and 28th, 2020. *Please note that some results have been shaded due to small sample size.



2020-1668 – OPSBA – Education in Ontario - by Rural/Urban– STAT SHEET

			Urban/Rural		
			Ontario 2020-06	Urban	Rural
Question 1 - If upon the advice of the Chief Medical Officer of health, the government decides to re-open schools in September, how comfortable would you be with students, staff and education workers returning to the school environment?	Total	Unwgt N	2019	1759	260
		Wgt N	2011	1820	191
	Comfortable	%	16.9	16.9	17.2
	Somewhat comfortable	%	35.0	35.1	34.1
	Somewhat uncomfortable	%	26.8	26.9	26.1
	Uncomfortable	%	15.2	15.3	14.4
	Unsure	%	6.0	5.8	8.2

			Urban/Rural		
			Ontario 2020-06	Urban	Rural
Question 2 - Are you likely, somewhat likely, somewhat not likely or not likely to keep your child home from school this coming September?	Total	Unwgt N	2019	1759	260
		Wgt N	2011	1820	191
	Likely	%	9.7	9.9	8.1
	Somewhat likely	%	20.2	21.0	12.6
	Somewhat not likely	%	17.8	17.6	20.0
	Not likely	%	23.6	23.2	27.8
	Unsure	%	28.6	28.3	31.4

			Urban/Rural		
			Ontario 2020-06	Urban	Rural
Question 3 - Would you support, somewhat support, somewhat oppose or oppose a mixed model of education delivery in which a portion of the student's education is delivered in-person and a portion delivered online?	Total	Unwgt N	2019	1759	260
		Wgt N	2011	1820	191
	Support	%	28.1	28.3	25.8
	Somewhat support	%	44.2	44.8	38.5
	Somewhat not support	%	10.5	10.5	10.9
	Not support	%	8.8	8.5	11.4
	Unsure	%	8.3	7.8	13.4

Nanos conducted a representative online survey of 2,019 Ontarians 18 years of age and older, between June 23rd and 28th, 2020.

www.nanos.co



2020-1668 – OPSBA – Education in Ontario - by Rural/Urban– STAT SHEET

When undertaking online learning, is it important, somewhat important, somewhat not important or not important for students of each of the following types to also have real-time / live interaction with their teacher and other students? [RANDOMIZE]

			Urban/Rural		
			Ontario 2020-06	Urban	Rural
Question 4 - Kindergarten – Grade 3 students	Total	Unwgt N	2019	1759	260
		Wgt N	2011	1820	191
	Important	%	63.9	63.5	67.7
	Somewhat important	%	21.4	21.4	20.7
	Somewhat unimportant	%	5.4	5.5	4.5
	Unimportant	%	4.7	5.1	1.5
	Unsure	%	4.6	4.4	5.6

When undertaking online learning, is it important, somewhat important, somewhat not important or not important for students of each of the following types to also have real-time / live interaction with their teacher and other students? [RANDOMIZE]

			Urban/Rural		
			Ontario 2020-06	Urban	Rural
Question 5 - Grades 4-8	Total	Unwgt N	2019	1759	260
		Wgt N	2011	1820	191
	Important	%	63.8	62.9	72.5
	Somewhat important	%	26.6	27.3	19.4
	Somewhat unimportant	%	4.2	4.3	2.5
	Unimportant	%	1.5	1.6	0.4
	Unsure	%	4.0	3.9	5.2

Nanos conducted a representative online survey of 2,019 Ontarians 18 years of age and older, between June 23rd and 28th, 2020.

www.nanos.co



2020-1668 – OPSBA – Education in Ontario - by Rural/Urban– STAT SHEET

When undertaking online learning, is it important, somewhat important, somewhat not important or not important for students of each of the following types to also have real-time / live interaction with their teacher and other students? [RANDOMIZE]

			Urban/Rural		
			Ontario 2020-06	Urban	Rural
Question 6 - Secondary	Total	Unwgt N	2019	1759	260
		Wgt N	2011	1820	191
	Important	%	52.0	51.0	61.5
	Somewhat important	%	32.4	33.0	26.1
	Somewhat unimportant	%	7.8	8.1	5.2
	Unimportant	%	3.6	3.8	2.2
	Unsure	%	4.1	4.0	4.9

			Urban/Rural		
			Ontario 2020-06	Urban	Rural
Question 7 - During the current school year, did your household have any experience with online learning?	Total	Unwgt N	2019	1759	260
		Wgt N	2011	1820	191
	Yes	%	46.5	47.2	40.4
	No	%	53.5	52.8	59.6

			Urban/Rural		
			Ontario 2020-06	Urban	Rural
Question 8 – [EXPERIENCE WITH ONLINE LEARNING ONLY] Was the online learning experience positive, somewhat positive, somewhat negative or negative?	Total	Unwgt N	936	827	109
		Wgt N	934	857	77
	Positive	%	20.9	21.3	17.1
	Somewhat positive	%	48.3	48.5	46.1
	Somewhat negative	%	20.8	20.9	20.7
	Negative	%	7.3	6.9	12.4
	Unsure	%	2.6	2.5	3.7

Nanos conducted a representative online survey of 2,019 Ontarians 18 years of age and older, between June 23rd and 28th, 2020.

www.nanos.co



2020-1668 – OPSBA – Education in Ontario - by Rural/Urban– STAT SHEET

			Urban/Rural		
			Ontario 2020-06	Urban	Rural
Question 9 – [EXPERIENCE WITH ONLINE LEARNING] What would have made the online learning experience better? [OPEN]	Total	Unwgt N	841	738	103
		Wgt N	848	775	73
	Better Internet connection/better technology/platform	%	10.9	10.3	17.3
	Nothing	%	10.0	9.7	13.2
	More preparation from teachers and boards	%	5.0	5.2	2.8
	Smaller class sizes/meet ups in small groups	%	0.9	0.9	0.8
	More resources for parents and students/instructions on what to do	%	8.8	8.7	9.7
	More hands on learning/more interactive	%	3.4	3.4	2.8
	More time to complete tasks/more flexible	%	2.7	2.9	0.0
	Direct interaction with teachers/one-on-one time	%	15.6	16.0	11.8
	More structured/organized	%	7.3	7.6	3.9
	Have more live classes/meetings/interactions with peers	%	12.8	13.2	8.7
	Rely less on parents/hard to find time to help the children	%	1.8	1.4	5.4
	Really hard for children with trouble in school/young kids/they are struggling	%	2.4	2.4	1.7
	Better quality work/more work/more subjects	%	4.9	4.8	6.3
	More accountability/mandatory participation	%	2.3	2.4	1.7
	Other	%	7.3	7.0	10.4
	Unsure	%	4.1	4.1	3.5
			Urban/Rural		

Nanos conducted a representative online survey of 2,019 Ontarians 18 years of age and older, between June 23rd and 28th, 2020.

www.nanos.co



2020-1668 – OPSBA – Education in Ontario - by Rural/Urban– STAT SHEET

			Ontario 2020-06	Urban	Rural
Question 10 - [EXPERIENCE WITH ONLINE LEARNING ONLY] Did the online learning take place live in real-time with other students?	Total	Unwgt N	934	825	109
		Wgt N	932	855	77
	Yes, all the time	%	17.1	17.9	7.9
	Yes, sometimes	%	51.2	51.8	44.3
	Never took place real-time	%	31.7	30.3	47.7
			Urban/Rural		
			Ontario 2020-06	Urban	Rural
Question 11 - [EXPERIENCE WITH REAL-TIME ONLINE LEARNING ONLY] Was the real-time online experience with other students useful, somewhat useful, somewhat not useful or not useful?	Total	Unwgt N	613	556	57
		Wgt N	636	596	40
	Useful	%	24.5	25.1	15.0
	Somewhat useful	%	52.7	53.3	43.7
	Somewhat not useful	%	14.1	13.6	21.8
	Not useful	%	4.5	4.1	10.8
	Unsure	%	4.2	3.9	8.6
			Urban/Rural		
			Ontario 2020-06	Urban	Rural
Question 12 - Would you support, somewhat support, somewhat oppose or oppose restarting schools by having students attend in-person part-time, in addition to online learning?	Total	Unwgt N	2019	1759	260
		Wgt N	2011	1820	191
	Support	%	26.1	26.1	25.8
	Somewhat support	%	44.8	44.4	48.5
	Somewhat not support	%	9.9	10.2	7.0
	Not support	%	9.0	9.1	7.4
	Unsure	%	10.3	10.2	11.4

Nanos conducted a representative online survey of 2,019 Ontarians 18 years of age and older, between June 23rd and 28th, 2020.

www.nanos.co



2020-1668 – OPSBA – Education in Ontario - by Rural/Urban– STAT SHEET

Is it important, somewhat important, somewhat not important or not important to consider each of the following when thinking of a return to in-person instruction in schools?
[RANDOMIZE]

			Urban/Rural		
			Ontario 2020-06	Urban	Rural
Question 13 - Advice of healthcare professionals?	Total	Unwgt N	2019	1759	260
		Wgt N	2011	1820	191
	Important	%	75.6	75.3	79.0
	Somewhat important	%	18.8	19.3	14.0
	Somewhat not important	%	1.7	1.8	0.9
	Not important	%	1.1	1.1	1.5
	Unsure	%	2.8	2.6	4.5

Is it important, somewhat important, somewhat not important or not important to consider each of the following when thinking of a return to in-person instruction in schools?
[RANDOMIZE]

			Urban/Rural		
			Ontario 2020-06	Urban	Rural
Question 14 - Need for childcare in order to re-open economy	Total	Unwgt N	2019	1759	260
		Wgt N	2011	1820	191
	Important	%	52.9	52.3	58.9
	Somewhat important	%	31.4	32.5	21.8
	Somewhat not important	%	6.4	6.6	5.2
	Not important	%	4.2	4.3	4.1
	Unsure	%	5.0	4.5	9.9



2020-1668 – OPSBA – Education in Ontario - by Rural/Urban– STAT SHEET

Is it important, somewhat important, somewhat not important or not important to consider each of the following when thinking of a return to in-person instruction in schools?

[RANDOMIZE]

			Urban/Rural		
			Ontario 2020-06	Urban	Rural
Question 15 - Educational needs of children	Total	Unwgt N	2019	1759	260
		Wgt N	2011	1820	191
	Important	%	74.6	74.0	79.7
	Somewhat important	%	19.8	20.4	13.4
	Somewhat not important	%	1.8	1.8	1.9
	Not important	%	1.0	1.1	0.0
	Unsure	%	2.9	2.7	5.0

Is it important, somewhat important, somewhat not important or not important to consider each of the following when thinking of a return to in-person instruction in schools?

[RANDOMIZE]

			Urban/Rural		
			Ontario 2020-06	Urban	Rural
Question 16 - Mental health needs of children	Total	Unwgt N	2019	1759	260
		Wgt N	2011	1820	191
	Important	%	72.6	71.8	80.0
	Somewhat important	%	20.3	21.1	12.9
	Somewhat not important	%	2.9	3.0	1.7
	Not important	%	1.4	1.5	0.5
	Unsure	%	2.8	2.6	5.0

Nanos conducted a representative online survey of 2,019 Ontarians 18 years of age and older, between June 23rd and 28th, 2020.

www.nanos.co



2020-1668 – OPSBA – Education in Ontario - by Rural/Urban– STAT SHEET

Is it important, somewhat important, somewhat not important or not important to consider each of the following when thinking of a return to in-person instruction in schools?
[RANDOMIZE]

			Urban/Rural		
			Ontario 2020-06	Urban	Rural
Question 17 - Staff Health / Worker Safety	Total	Unwgt N	2019	1759	260
		Wgt N	2011	1820	191
	Important	%	77.4	76.7	84.2
	Somewhat important	%	16.9	17.6	9.8
	Somewhat not important	%	2.1	2.1	1.5
	Not important	%	1.0	1.1	0.0
	Unsure	%	2.7	2.5	4.5



2020-1668 – OPSBA – Education in Ontario - by Rural/Urban– STAT SHEET

			Urban/Rural		
			Ontario 2020-06	Urban	Rural
Question 18 - Is there anything else that should be considered when deciding about a return to in-person instruction in schools? [OPEN]	Total	Unwgt N	1140	997	143
		Wgt N	1145	1040	105
	Nothing else	%	24.0	24.2	22.5
	Class size/reduce number of children per class/social distancing	%	10.1	10.2	9.3
	Health and safety of all/Following health and safety protocols	%	17.1	17.2	16.4
	Sanitizing/cleaning	%	2.9	3.0	2.3
	Up to date cases of COVID-19 infections/risk of second wave	%	5.1	5.1	5.5
	Regular testing for children and teachers/protocol if positive testing	%	3.0	3.1	1.9
	Review curriculum/flexible school hours/online learning options	%	4.3	4.1	6.5
	Children's social and educational needs	%	4.6	4.1	10.0
	Safe transportation/buses	%	1.8	1.8	1.6
	The parents (their time/work schedule, their opinion)	%	2.6	2.9	0.6
	PPE (Masks, gloves,	%	3.1	3.3	0.6
	Vaccine/wait until COVID-19 is over	%	3.1	3.2	2.1
	Teacher's workload/support for teachers	%	2.3	2.2	3.0
	Those who do not have access to high speed internet/a computer	%	1.1	1.0	2.0
	Thoughtful planning/case by case basis	%	3.3	3.2	4.3
	Kids spreading the disease/Protecting high risk individuals (teachers, children, families)	%	1.3	1.1	3.2
	It should be full-time/back to normal	%	2.0	1.9	2.3
	Other	%	2.5	2.8	0.0
	The cost/budget	%	0.6	0.7	0.0
	Unsure	%	5.1	5.1	5.9

Nanos conducted a representative online survey of 2,019 Ontarians 18 years of age and older, between June 23rd and 28th, 2020.

www.nanos.co



2020-1668 – OPSBA – Education in Ontario - by Rural/Urban– STAT SHEET

All schools will have to make significant changes to the way students are transported to and from school as well as the physical setting of classrooms and common areas in schools to ensure proper social distancing. In terms of additional or increased areas for government funding, would you support, somewhat support, somewhat oppose or oppose each of the following? [RANDOMIZE]

			Urban/Rural		
			Ontario 2020-06	Urban	Rural
Question 19 - More funding for transportation to allow for more school busses	Total	Unwgt N	2019	1759	260
		Wgt N	2011	1820	191
	Support	%	34.1	33.7	38.3
	Somewhat support	%	34.1	34.2	32.9
	Somewhat not support	%	12.8	13.1	9.4
	Not support	%	9.6	9.5	10.3
	Unsure	%	9.4	9.4	9.1

All schools will have to make significant changes to the way students are transported to and from school as well as the physical setting of classrooms and common areas in schools to ensure proper social distancing. In terms of additional or increased areas for government funding, would you support, somewhat support, somewhat oppose or oppose each of the following? [RANDOMIZE]

			Urban/Rural		
			Ontario 2020-06	Urban	Rural
Question 20 - More funding for additional caretaking and cleaning supplies	Total	Unwgt N	2019	1759	260
		Wgt N	2011	1820	191
	Support	%	52.5	52.2	55.7
	Somewhat support	%	32.7	33.6	23.4
	Somewhat not support	%	6.9	6.8	8.4
	Not support	%	3.3	3.2	4.5
	Unsure	%	4.6	4.3	8.0



2020-1668 – OPSBA – Education in Ontario - by Rural/Urban– STAT SHEET

All schools will have to make significant changes to the way students are transported to and from school as well as the physical setting of classrooms and common areas in schools to ensure proper social distancing. In terms of additional or increased areas for government funding, would you support, somewhat support, somewhat oppose or oppose each of the following? [RANDOMIZE]

			Urban/Rural		
			Ontario 2020-06	Urban	Rural
Question 21 - More funding for technology – this includes devices for students and equipment for teachers and education workers, as well as increasing the infrastructure for those areas in the province with limited access	Total	Unwgt N	2019	1759	260
		Wgt N	2011	1820	191
	Support	%	50.1	50.2	49.4
	Somewhat support	%	35.2	35.7	30.6
	Somewhat not support	%	5.8	5.8	6.3
	Not support	%	3.6	3.5	4.3
	Unsure	%	5.2	4.8	9.4

All schools will have to make significant changes to the way students are transported to and from school as well as the physical setting of classrooms and common areas in schools to ensure proper social distancing. In terms of additional or increased areas for government funding, would you support, somewhat support, somewhat oppose or oppose each of the following? [RANDOMIZE]

			Urban/Rural		
			Ontario 2020-06	Urban	Rural
Question 22 - More funding for those students with special education needs	Total	Unwgt N	2019	1759	260
		Wgt N	2011	1820	191
	Support	%	53.6	53.6	53.2
	Somewhat support	%	30.3	30.5	28.7
	Somewhat not support	%	6.0	5.9	6.8
	Not support	%	3.5	3.3	5.1
	Unsure	%	6.6	6.7	6.3



2020-1668 – OPSBA – Education in Ontario - by Rural/Urban– STAT SHEET

All schools will have to make significant changes to the way students are transported to and from school as well as the physical setting of classrooms and common areas in schools to ensure proper social distancing. In terms of additional or increased areas for government funding, would you support, somewhat support, somewhat oppose or oppose each of the following? [RANDOMIZE]

			Urban/Rural		
			Ontario 2020-06	Urban	Rural
Question 23 - More funding for those students who are considered marginalized and/or need help to catch up due to the learning gap created by the pandemic	Total	Unwgt N	2019	1759	260
		Wgt N	2011	1820	191
	Support	%	53.0	52.9	54.4
	Somewhat support	%	32.0	32.5	27.9
	Somewhat not support	%	5.0	4.9	5.6
	Not support	%	3.8	3.7	5.1
	Unsure	%	6.2	6.1	7.0

All schools will have to make significant changes to the way students are transported to and from school as well as the physical setting of classrooms and common areas in schools to ensure proper social distancing. In terms of additional or increased areas for government funding, would you support, somewhat support, somewhat oppose or oppose each of the following? [RANDOMIZE]

			Urban/Rural		
			Ontario 2020-06	Urban	Rural
Question 24 - More online learning professional development for teachers	Total	Unwgt N	2019	1759	260
		Wgt N	2011	1820	191
	Support	%	44.3	44.8	38.7
	Somewhat support	%	35.3	35.6	32.4
	Somewhat not support	%	7.2	6.8	10.7
	Not support	%	6.5	6.1	10.6
	Unsure	%	6.8	6.7	7.6



2020-1668 – OPSBA – Education in Ontario - by Rural/Urban– STAT SHEET

All schools will have to make significant changes to the way students are transported to and from school as well as the physical setting of classrooms and common areas in schools to ensure proper social distancing. In terms of additional or increased areas for government funding, would you support, somewhat support, somewhat oppose or oppose each of the following? [RANDOMIZE]

			Urban/Rural		
			Ontario 2020-06	Urban	Rural
Question 25 - More funding for increased online course options for secondary school students	Total	Unwgt N	2019	1759	260
		Wgt N	2011	1820	191
	Support	%	42.1	42.4	39.3
	Somewhat support	%	36.7	36.8	35.1
	Somewhat not support	%	8.3	8.4	7.7
	Not support	%	6.6	6.4	8.8
	Unsure	%	6.3	6.0	9.1

All schools will have to make significant changes to the way students are transported to and from school as well as the physical setting of classrooms and common areas in schools to ensure proper social distancing. In terms of additional or increased areas for government funding, would you support, somewhat support, somewhat oppose or oppose each of the following? [RANDOMIZE]

			Urban/Rural		
			Ontario 2020-06	Urban	Rural
Question 26 - More funding to allow boards to be creative in their learning environments, i.e. outside settings	Total	Unwgt N	2019	1759	260
		Wgt N	2011	1820	191
	Support	%	38.9	38.8	39.8
	Somewhat support	%	38.1	38.6	33.0
	Somewhat not support	%	9.0	8.8	10.2
	Not support	%	6.2	6.1	7.5
	Unsure	%	7.8	7.6	9.6



2020-1668 – OPSBA – Education in Ontario - by Rural/Urban– STAT SHEET

Are you concerned, somewhat concerned, somewhat not concerned or not concerned about each of the following? [ROTATE]

			Urban/Rural		
			Ontario 2020-06	Urban	Rural
Question 27 - The pandemic's effects on students' mental health	Total	Unwgt N	2019	1759	260
		Wgt N	2011	1820	191
	Concerned	%	53.7	54.0	50.8
	Somewhat concerned	%	31.5	31.2	34.5
	Somewhat not concerned	%	8.9	9.2	6.5
	Not concerned	%	3.3	3.1	4.7
	Unsure	%	2.7	2.6	3.5

Are you concerned, somewhat concerned, somewhat not concerned or not concerned about each of the following? [ROTATE]

			Urban/Rural		
			Ontario 2020-06	Urban	Rural
Question 28 - The pandemic's effects on teachers' and education workers' mental health	Total	Unwgt N	2019	1759	260
		Wgt N	2011	1820	191
	Concerned	%	39.7	40.2	35.7
	Somewhat concerned	%	35.6	35.3	39.2
	Somewhat not concerned	%	12.6	12.9	9.8
	Not concerned	%	9.1	8.9	10.7
	Unsure	%	2.9	2.7	4.5

			Urban/Rural		
			Ontario 2020-06	Urban	Rural
Question 29 - What is a more important spending priority for the government? [ROTATE]	Total	Unwgt N	2019	1759	260
		Wgt N	2011	1820	191
	Spending money on public education	%	50.6	50.8	48.0
	Eliminating the deficit and paying down the debt	%	27.3	27.1	28.8
	Unsure	%	22.2	22.1	23.2

Nanos conducted a representative online survey of 2,019 Ontarians 18 years of age and older, between June 23rd and 28th, 2020.

www.nanos.co



2020-1668 – OPSBA – Education in Ontario - By Children or No Children in Public School System – STAT SHEET

Our last few questions will help us group responses. How many children, if any do you have in the public school system?

			Ontario 2020-06	No children in PS system	Has children in PS system	Refusal/no answer
Question 1 - If upon the advice of the Chief Medical Officer of health, the government decides to re-open schools in September, how comfortable would you be with students, staff and education workers returning to the school environment?	Total	Unwgt N	2019	1298	683	38
		Wgt N	2011	1286	687	38
	Comfortable	%	16.9	16.0	18.2	24.6
	Somewhat comfortable	%	35.0	35.0	34.7	42.5
	Somewhat uncomfortable	%	26.8	27.6	25.3	28.8
	Uncomfortable	%	15.2	14.1	18.0	4.0
	Unsure	%	6.0	7.4	3.8	0.0

Our last few questions will help us group responses. How many children, if any do you have in the public school system?

			Ontario 2020-06	No children in PS system	Has children in PS system	Refusal/no answer
Question 2 - Are you likely, somewhat likely, somewhat not likely or not likely to keep your child home from school this coming September?	Total	Unwgt N	2019	1298	683	38
		Wgt N	2011	1286	687	38
	Likely	%	9.7	8.5	12.0	8.1
	Somewhat likely	%	20.2	14.0	32.0	15.7
	Somewhat not likely	%	17.8	15.2	22.4	23.3
	Not likely	%	23.6	26.0	18.6	35.3
	Unsure	%	28.6	36.3	15.0	17.6



2020-1668 – OPSBA – Education in Ontario - By Children or No Children in Public School System – STAT SHEET

Our last few questions will help us group responses. How many children, if any do you have in the public school system?

			Ontario 2020-06	No children in PS system	Has children in PS system	Refusal/no answer
Question 3 - Would you support, somewhat support, somewhat oppose or oppose a mixed model of education delivery in which a portion of the student's education is delivered in-person and a portion delivered online?	Total	Unwgt N	2019	1298	683	38
		Wgt N	2011	1286	687	38
	Support	%	28.1	28.9	26.4	28.6
	Somewhat support	%	44.2	42.4	48.2	35.2
	Somewhat not support	%	10.5	9.3	12.2	23.1
	Not support	%	8.8	8.8	8.9	6.9
	Unsure	%	8.3	10.5	4.3	6.2

When undertaking online learning, is it important, somewhat important, somewhat not important or not important for students of each of the following types to also have real-time / live interaction with their teacher and other students? [RANDOMIZE]

Our last few questions will help us group responses. How many children, if any do you have in the public school system?

			Ontario 2020-06	No children in PS system	Has children in PS system	Refusal/no answer
Question 4 - Kindergarten – Grade 3 students	Total	Unwgt N	2019	1298	683	38
		Wgt N	2011	1286	687	38
	Important	%	63.9	66.3	59.4	66.4
	Somewhat important	%	21.4	19.2	25.7	16.2
	Somewhat unimportant	%	5.4	4.6	6.8	8.6
	Unimportant	%	4.7	4.4	5.4	2.5
	Unsure	%	4.6	5.5	2.8	6.3



2020-1668 – OPSBA – Education in Ontario - By Children or No Children in Public School System – STAT SHEET

When undertaking online learning, is it important, somewhat important, somewhat not important or not important for students of each of the following types to also have real-time / live interaction with their teacher and other students? [RANDOMIZE]

Our last few questions will help us group responses. How many children, if any do you have in the public school system?

			Ontario 2020-06	No children in PS system	Has children in PS system	Refusal/no answer
Question 5 - Grades 4-8	Total	Unwgt N	2019	1298	683	38
		Wgt N	2011	1286	687	38
	Important	%	63.8	63.2	64.2	73.6
	Somewhat important	%	26.6	26.8	26.8	17.6
	Somewhat unimportant	%	4.2	3.2	6.2	1.2
	Unimportant	%	1.5	1.5	1.4	1.2
	Unsure	%	4.0	5.3	1.4	6.3

When undertaking online learning, is it important, somewhat important, somewhat not important or not important for students of each of the following types to also have real-time / live interaction with their teacher and other students? [RANDOMIZE]

Our last few questions will help us group responses. How many children, if any do you have in the public school system?

			Ontario 2020-06	No children in PS system	Has children in PS system	Refusal/no answer
Question 6 - Secondary	Total	Unwgt N	2019	1298	683	38
		Wgt N	2011	1286	687	38
	Important	%	52.0	50.4	55.1	51.4
	Somewhat important	%	32.4	32.4	32.7	25.6
	Somewhat unimportant	%	7.8	8.2	7.4	2.8
	Unimportant	%	3.6	3.8	3.2	5.2
	Unsure	%	4.1	5.2	1.6	14.9

Nanos conducted a representative online survey of 2,019 Ontarians 18 years of age and older, between June 23rd and 28th, 2020.

www.nanos.co



2020-1668 – OPSBA – Education in Ontario - By Children or No Children in Public School System – STAT SHEET

Our last few questions will help us group responses. How many children, if any do you have in the public school system?

			Ontario 2020-06	No children in PS system	Has children in PS system	Refusal/no answer
Question 7 - During the current school year, did your household have any experience with online learning?	Total	Unwgt N	2019	1298	683	38
		Wgt N	2011	1286	687	38
	Yes	%	46.5	26.1	83.8	64.3
	No	%	53.5	73.9	16.2	35.7

Our last few questions will help us group responses. How many children, if any do you have in the public school system?

			Ontario 2020-06	No children in PS system	Has children in PS system	Refusal/no answer
Question 8 – [EXPERIENCE WITH ONLINE LEARNING ONLY] Was the online learning experience positive, somewhat positive, somewhat negative or negative?	Total	Unwgt N	936	335	576	25
		Wgt N	934	334	575	25
	Positive	%	20.9	24.7	18.2	33.1
	Somewhat positive	%	48.3	45.5	50.0	46.3
	Somewhat negative	%	20.8	20.6	21.5	9.5
	Negative	%	7.3	7.0	7.4	11.2
	Unsure	%	2.6	2.1	3.0	0.0



2020-1668 – OPSBA – Education in Ontario - By Children or No Children in Public School System – STAT SHEET

Our last few questions will help us group responses. How many children, if any do you have in the public school system?

			Ontario 2020-06	No children in PS system	Has children in PS system	Refusal/no answer
Question 9 – [EXPERIENCE WITH ONLY LEARNING] What would have made the online learning experience better? [OPEN]	Total	Unwgt N	841	290	531	20
		Wgt N	848	295	532	21
	Better Internet connection/better technology/platform	%	10.9	13.9	9.5	2.9
	Nothing	%	10.0	9.6	10.5	0.0
	More preparation from teachers and boards	%	5.0	8.0	3.5	0.0
	Smaller class sizes/meet ups in small groups	%	0.9	0.6	1.1	0.0
	More resources for parents and students/instructions on what to do	%	8.8	8.4	8.8	14.2
	More hands on learning/more interactive	%	3.4	1.8	4.2	5.0
	More time to complete tasks/more flexible	%	2.7	3.0	2.4	4.4
	Direct interaction with teachers/one-on-one time	%	15.6	15.2	15.3	30.3
	More structured/organized	%	7.3	6.6	7.5	12.6
	Have more live classes/meetings/interactions with peers	%	12.8	9.3	14.9	8.1
	Rely less on parents/hard to find time to help the children	%	1.8	2.2	1.6	0.0
	Really hard for children with trouble in school/young kids/they are struggling	%	2.4	1.5	3.0	0.0
	Better quality work/more work/more subjects	%	4.9	5.4	4.9	0.0
	More accountability/mandatory participation	%	2.3	2.8	2.1	0.0
	Other	%	7.3	7.2	7.3	8.0
	Unsure	%	4.1	4.5	3.4	14.5

Our last few questions will help us group responses. How many children, if any do you have in the public school system?

			Ontario 2020-06	No children in PS system	Has children in PS system	Refusal/no answer
Question 10 - [EXPERIENCE WITH ONLINE LEARNING ONLY] Did the online learning take place live in real-time with other students?	Total	Unwgt N	934	335	575	24
		Wgt N	932	334	574	24
	Yes, all the time	%	17.1	18.0	16.0	31.6
	Yes, sometimes	%	51.2	48.9	52.7	48.2
	Never took place real-time	%	31.7	33.2	31.4	20.1

Our last few questions will help us group responses. How many children, if any do you have in the public school system?

Nanos conducted a representative online survey of 2,019 Ontarians 18 years of age and older, between June 23rd and 28th, 2020.

www.nanos.co



2020-1668 – OPSBA – Education in Ontario - By Children or No Children in Public School System – STAT SHEET

			Ontario 2020-06	No children in PS system	Has children in PS system	Refusal/no answer
Question 11 - [EXPERIENCE WITH REAL-TIME ONLINE LEARNING ONLY] Was the real-time online experience with other students useful, somewhat useful, somewhat not useful or not useful?	Total	Unwgt N	613	216	379	18
		Wgt N	636	223	394	19
	Useful	%	24.5	22.3	24.1	57.5
	Somewhat useful	%	52.7	50.0	55.4	28.8
	Somewhat not useful	%	14.1	17.1	12.9	6.6
	Not useful	%	4.5	5.6	3.8	7.1
	Unsure	%	4.2	5.1	3.8	0.0

Our last few questions will help us group responses. How many children, if any do you have in the public school system?

			Ontario 2020-06	No children in PS system	Has children in PS system	Refusal/no answer
Question 12 - Would you support, somewhat support, somewhat oppose or oppose restarting schools by having students attend in-person part-time, in addition to online learning?	Total	Unwgt N	2019	1298	683	38
		Wgt N	2011	1286	687	38
	Support	%	26.1	26.6	24.7	33.4
	Somewhat support	%	44.8	43.3	48.2	33.6
	Somewhat not support	%	9.9	9.7	9.9	18.0
	Not support	%	9.0	8.3	10.5	1.9
	Unsure	%	10.3	12.1	6.7	13.1

Nanos conducted a representative online survey of 2,019 Ontarians 18 years of age and older, between June 23rd and 28th, 2020.

www.nanos.co



2020-1668 – OPSBA – Education in Ontario - By Children or No Children in Public School System – STAT SHEET

Is it important, somewhat important, somewhat not important or not important to consider each of the following when thinking of a return to in-person instruction in schools?
[RANDOMIZE]

Our last few questions will help us group responses. How many children, if any do you have in the public school system?

			Ontario 2020-06	No children in PS system	Has children in PS system	Refusal/no answer
Question 13 - Advice of healthcare professionals?	Total	Unwgt N	2019	1298	683	38
		Wgt N	2011	1286	687	38
	Important	%	75.6	78.0	71.2	74.2
	Somewhat important	%	18.8	16.0	23.8	23.8
	Somewhat not important	%	1.7	1.2	2.8	0.0
	Not important	%	1.1	1.0	1.4	0.0
	Unsure	%	2.8	3.9	0.8	2.1

Is it important, somewhat important, somewhat not important or not important to consider each of the following when thinking of a return to in-person instruction in schools?
[RANDOMIZE]

Our last few questions will help us group responses. How many children, if any do you have in the public school system?

			Ontario 2020-06	No children in PS system	Has children in PS system	Refusal/no answer
Question 14 - Need for childcare in order to re-open economy	Total	Unwgt N	2019	1298	683	38
		Wgt N	2011	1286	687	38
	Important	%	52.9	55.2	49.0	44.3
	Somewhat important	%	31.4	28.7	36.1	40.0
	Somewhat not important	%	6.4	6.1	7.3	4.4
	Not important	%	4.2	4.4	3.9	5.6
	Unsure	%	5.0	5.7	3.6	5.7



2020-1668 – OPSBA – Education in Ontario - By Children or No Children in Public School System – STAT SHEET

Is it important, somewhat important, somewhat not important or not important to consider each of the following when thinking of a return to in-person instruction in schools?
[RANDOMIZE]

Our last few questions will help us group responses. How many children, if any do you have in the public school system?

			Ontario 2020-06	No children in PS system	Has children in PS system	Refusal/no answer
Question 15 - Educational needs of children	Total	Unwgt N	2019	1298	683	38
		Wgt N	2011	1286	687	38
	Important	%	74.6	75.1	73.4	79.6
	Somewhat important	%	19.8	19.0	21.3	18.3
	Somewhat not important	%	1.8	1.4	2.5	0.0
	Not important	%	1.0	0.6	1.7	0.0
	Unsure	%	2.9	3.9	1.2	2.1

Is it important, somewhat important, somewhat not important or not important to consider each of the following when thinking of a return to in-person instruction in schools?
[RANDOMIZE]

Our last few questions will help us group responses. How many children, if any do you have in the public school system?

			Ontario 2020-06	No children in PS system	Has children in PS system	Refusal/no answer
Question 16 - Mental health needs of children	Total	Unwgt N	2019	1298	683	38
		Wgt N	2011	1286	687	38
	Important	%	72.6	74.2	70.0	66.5
	Somewhat important	%	20.3	18.6	23.0	30.2
	Somewhat not important	%	2.9	2.2	4.1	1.2
	Not important	%	1.4	1.1	2.0	0.0
	Unsure	%	2.8	3.9	0.9	2.1



2020-1668 – OPSBA – Education in Ontario - By Children or No Children in Public School System – STAT SHEET

Is it important, somewhat important, somewhat not important or not important to consider each of the following when thinking of a return to in-person instruction in schools?
[RANDOMIZE]

Our last few questions will help us group responses. How many children, if any do you have in the public school system?

			Ontario 2020-06	No children in PS system	Has children in PS system	Refusal/no answer
Question 17 - Staff Health / Worker Safety	Total	Unwgt N	2019	1298	683	38
		Wgt N	2011	1286	687	38
	Important	%	77.4	78.9	75.1	67.8
	Somewhat important	%	16.9	15.1	19.7	24.0
	Somewhat not important	%	2.1	1.6	3.1	1.2
	Not important	%	1.0	0.8	1.1	3.7
	Unsure	%	2.7	3.5	1.0	3.3



2020-1668 – OPSBA – Education in Ontario - By Children or No Children in Public School System – STAT SHEET

			Our last few questions will help us group responses. How many children, if any do you have in the public school system?			
			Ontario 2020-06	No children in PS system	Has children in PS system	Refusal/no answer
Question 18 - Is there anything else that should be considered when deciding about a return to in-person instruction in schools? [OPEN]	Total	Unwgt N	1140	685	432	23
		Wgt N	1145	685	438	23
	Nothing else	%	24.0	23.6	24.0	36.4
	Class size/reduce number of children per class/social distancing	%	10.1	10.7	9.1	11.9
	Health and safety of all/Following health and safety protocols	%	17.1	15.5	20.4	2.1
	Sanitizing/cleaning	%	2.9	2.1	4.0	5.5
	Up to date cases of COVID-19 infections/risk of second wave	%	5.1	5.4	4.5	10.1
	Regular testing for children and teachers/protocol if positive testing	%	3.0	3.8	1.9	0.0
	Review curriculum/flexible school hours/online learning options	%	4.3	4.2	4.7	0.0
	Children's social and educational needs	%	4.6	5.1	3.5	13.5
	Safe transportation/buses	%	1.8	2.4	0.9	0.0
	The parents (their time/work schedule, their opinion)	%	2.6	2.3	3.4	0.0
	PPE (Masks, gloves,	%	3.1	3.7	2.2	0.0
	Vaccine/wait until COVID-19 is over	%	3.1	2.6	3.9	0.0
	Teacher's workload/support for teachers	%	2.3	1.8	2.5	11.5
	Those who do not have access to high speed internet/a computer	%	1.1	1.4	0.8	0.0
	Thoughtful planning/case by case basis	%	3.3	3.8	2.7	0.0
	Kids spreading the disease/Protecting high risk individuals (teachers, children, families)	%	1.3	1.6	0.8	0.0
	It should be full-time/back to normal	%	2.0	1.7	2.5	0.0
	Other	%	2.5	2.0	3.2	6.6
	The cost/budget	%	0.6	1.0	0.1	0.0
	Unsure	%	5.1	5.4	4.8	2.5



2020-1668 – OPSBA – Education in Ontario - By Children or No Children in Public School System – STAT SHEET

All schools will have to make significant changes to the way students are transported to and from school as well as the physical setting of classrooms and common areas in schools to ensure proper social distancing. In terms of additional or increased areas for government funding, would you support, somewhat support, somewhat oppose or oppose each of the following? [RANDOMIZE]

Our last few questions will help us group responses. How many children, if any do you have in the public school system?

			Ontario 2020-06	No children in PS system	Has children in PS system	Refusal/no answer
Question 19 - More funding for transportation to allow for more school busses	Total	Unwgt N	2019	1298	683	38
		Wgt N	2011	1286	687	38
	Support	%	34.1	32.6	37.2	30.2
	Somewhat support	%	34.1	33.2	35.9	31.3
	Somewhat not support	%	12.8	13.2	12.3	7.5
	Not support	%	9.6	10.4	7.9	11.3
	Unsure	%	9.4	10.5	6.7	19.8

All schools will have to make significant changes to the way students are transported to and from school as well as the physical setting of classrooms and common areas in schools to ensure proper social distancing. In terms of additional or increased areas for government funding, would you support, somewhat support, somewhat oppose or oppose each of the following? [RANDOMIZE]

Our last few questions will help us group responses. How many children, if any do you have in the public school system?

			Ontario 2020-06	No children in PS system	Has children in PS system	Refusal/no answer
Question 20 - More funding for additional caretaking and cleaning supplies	Total	Unwgt N	2019	1298	683	38
		Wgt N	2011	1286	687	38
	Support	%	52.5	51.1	55.6	41.7
	Somewhat support	%	32.7	32.9	31.9	39.7
	Somewhat not support	%	6.9	6.4	7.6	11.7
	Not support	%	3.3	3.9	2.3	1.2
	Unsure	%	4.6	5.7	2.6	5.7



2020-1668 – OPSBA – Education in Ontario - By Children or No Children in Public School System – STAT SHEET

All schools will have to make significant changes to the way students are transported to and from school as well as the physical setting of classrooms and common areas in schools to ensure proper social distancing. In terms of additional or increased areas for government funding, would you support, somewhat support, somewhat oppose or oppose each of the following? [RANDOMIZE]

Our last few questions will help us group responses. How many children, if any do you have in the public school system?

			Ontario 2020-06	No children in PS system	Has children in PS system	Refusal/no answer
Question 21 - More funding for technology – this includes devices for students and equipment for teachers and education workers, as well as increasing the infrastructure for those areas in the province with limited access	Total	Unwgt N	2019	1298	683	38
		Wgt N	2011	1286	687	38
	Support	%	50.1	46.7	57.0	40.0
	Somewhat support	%	35.2	37.0	31.8	38.2
	Somewhat not support	%	5.8	5.5	6.3	9.6
	Not support	%	3.6	4.4	2.2	3.7
	Unsure	%	5.2	6.5	2.6	8.5

All schools will have to make significant changes to the way students are transported to and from school as well as the physical setting of classrooms and common areas in schools to ensure proper social distancing. In terms of additional or increased areas for government funding, would you support, somewhat support, somewhat oppose or oppose each of the following? [RANDOMIZE]

Our last few questions will help us group responses. How many children, if any do you have in the public school system?

			Ontario 2020-06	No children in PS system	Has children in PS system	Refusal/no answer
Question 22 - More funding for those students with special education needs	Total	Unwgt N	2019	1298	683	38
		Wgt N	2011	1286	687	38
	Support	%	53.6	52.8	54.8	58.2
	Somewhat support	%	30.3	29.5	32.3	22.8
	Somewhat not support	%	6.0	6.2	5.7	2.0
	Not support	%	3.5	4.1	2.6	0.0
	Unsure	%	6.6	7.4	4.6	17.0



2020-1668 – OPSBA – Education in Ontario - By Children or No Children in Public School System – STAT SHEET

All schools will have to make significant changes to the way students are transported to and from school as well as the physical setting of classrooms and common areas in schools to ensure proper social distancing. In terms of additional or increased areas for government funding, would you support, somewhat support, somewhat oppose or oppose each of the following? [RANDOMIZE]

Our last few questions will help us group responses. How many children, if any do you have in the public school system?

			Ontario 2020-06	No children in PS system	Has children in PS system	Refusal/no answer
Question 23 - More funding for those students who are considered marginalized and/or need help to catch up due to the learning gap created by the pandemic	Total	Unwgt N	2019	1298	683	38
		Wgt N	2011	1286	687	38
	Support	%	53.0	51.9	55.9	39.0
	Somewhat support	%	32.0	32.2	31.5	34.9
	Somewhat not support	%	5.0	4.3	6.1	7.5
	Not support	%	3.8	4.2	3.3	0.0
	Unsure	%	6.2	7.5	3.1	18.6

All schools will have to make significant changes to the way students are transported to and from school as well as the physical setting of classrooms and common areas in schools to ensure proper social distancing. In terms of additional or increased areas for government funding, would you support, somewhat support, somewhat oppose or oppose each of the following? [RANDOMIZE]

Our last few questions will help us group responses. How many children, if any do you have in the public school system?

			Ontario 2020-06	No children in PS system	Has children in PS system	Refusal/no answer
Question 24 - More online learning professional development for teachers	Total	Unwgt N	2019	1298	683	38
		Wgt N	2011	1286	687	38
	Support	%	44.3	41.4	50.3	33.4
	Somewhat support	%	35.3	36.3	33.1	40.3
	Somewhat not support	%	7.2	7.2	7.5	3.5
	Not support	%	6.5	7.1	5.0	12.6
	Unsure	%	6.8	8.0	4.2	10.1



2020-1668 – OPSBA – Education in Ontario - By Children or No Children in Public School System – STAT SHEET

All schools will have to make significant changes to the way students are transported to and from school as well as the physical setting of classrooms and common areas in schools to ensure proper social distancing. In terms of additional or increased areas for government funding, would you support, somewhat support, somewhat oppose or oppose each of the following? [RANDOMIZE]

Our last few questions will help us group responses. How many children, if any do you have in the public school system?

			Ontario 2020-06	No children in PS system	Has children in PS system	Refusal/no answer
Question 25 - More funding for increased online course options for secondary school students	Total	Unwgt N	2019	1298	683	38
		Wgt N	2011	1286	687	38
	Support	%	42.1	39.4	47.2	39.1
	Somewhat support	%	36.7	36.8	36.1	40.8
	Somewhat not support	%	8.3	8.5	7.9	10.0
	Not support	%	6.6	7.9	4.7	1.6
	Unsure	%	6.3	7.3	4.2	8.5

All schools will have to make significant changes to the way students are transported to and from school as well as the physical setting of classrooms and common areas in schools to ensure proper social distancing. In terms of additional or increased areas for government funding, would you support, somewhat support, somewhat oppose or oppose each of the following? [RANDOMIZE]

Our last few questions will help us group responses. How many children, if any do you have in the public school system?

			Ontario 2020-06	No children in PS system	Has children in PS system	Refusal/no answer
Question 26 - More funding to allow boards to be creative in their learning environments, i.e. outside settings	Total	Unwgt N	2019	1298	683	38
		Wgt N	2011	1286	687	38
	Support	%	38.9	36.2	43.8	44.8
	Somewhat support	%	38.1	36.2	42.1	30.0
	Somewhat not support	%	9.0	10.3	6.9	1.2
	Not support	%	6.2	7.5	3.7	8.5
	Unsure	%	7.8	9.9	3.5	15.5



2020-1668 – OPSBA – Education in Ontario - By Children or No Children in Public School System – STAT SHEET

Are you concerned, somewhat concerned, somewhat not concerned or not concerned about each of the following? [ROTATE]

Our last few questions will help us group responses. How many children, if any do you have in the public school system?

			Ontario 2020-06	No children in PS system	Has children in PS system	Refusal/no answer
Question 27 - The pandemic's effects on students' mental health	Total	Unwgt N	2019	1298	683	38
		Wgt N	2011	1286	687	38
	Concerned	%	53.7	49.8	60.5	62.2
	Somewhat concerned	%	31.5	34.3	26.9	21.9
	Somewhat not concerned	%	8.9	8.9	8.7	11.8
	Not concerned	%	3.3	3.8	2.3	1.9
	Unsure	%	2.7	3.3	1.6	2.1

Are you concerned, somewhat concerned, somewhat not concerned or not concerned about each of the following? [ROTATE]

Our last few questions will help us group responses. How many children, if any do you have in the public school system?

			Ontario 2020-06	No children in PS system	Has children in PS system	Refusal/no answer
Question 28 - The pandemic's effects on teachers' and education workers' mental health	Total	Unwgt N	2019	1298	683	38
		Wgt N	2011	1286	687	38
	Concerned	%	39.7	37.4	44.2	39.3
	Somewhat concerned	%	35.6	36.0	35.3	30.8
	Somewhat not concerned	%	12.6	13.5	10.5	19.6
	Not concerned	%	9.1	10.0	7.6	8.2
	Unsure	%	2.9	3.2	2.4	2.1



2020-1668 – OPSBA – Education in Ontario - By Children or No Children in Public School System – STAT SHEET

Our last few questions will help us group responses. How many children, if any do you have in the public school system?

			Ontario 2020-06	No children in PS system	Has children in PS system	Refusal/no answer
Question 29 - What is a more important spending priority for the government? [ROTATE]	Total	Unwgt N	2019	1298	683	38
		Wgt N	2011	1286	687	38
	Spending money on public education	%	50.6	45.5	60.2	49.2
	Eliminating the deficit and paying down the debt	%	27.3	30.4	21.0	33.7
	Unsure	%	22.2	24.1	18.8	17.1



2020-1668 – OPSBA – Education in Ontario - by Children in the Public School System – STAT SHEET

Our last few questions will help us group responses. How many children, if any do you have in the public school system?

			Ontario 2020-06	Zero in PS	One in PS	Two or more in PS	Refusal/no answer
Question 1 - If upon the advice of the Chief Medical Officer of health, the government decides to re-open schools in September, how comfortable would you be with students, staff and education workers returning to the school environment?	Total	Unwgt N	2019	1298	426	257	38
		Wgt N	2011	1286	440	248	38
	Comfortable	%	16.9	16.0	19.4	16.0	24.6
	Somewhat comfortable	%	35.0	35.0	33.7	36.5	42.5
	Somewhat uncomfortable	%	26.8	27.6	26.3	23.5	28.8
	Uncomfortable	%	15.2	14.1	16.3	20.9	4.0
	Unsure	%	6.0	7.4	4.2	3.1	0.0

Nanos conducted a representative online survey of 2,019 Ontarians 18 years of age and older, between June 23rd and 28th, 2020. *Please note that some results have been shaded due to small sample size.



2020-1668 – OPSBA – Education in Ontario - by Children in the Public School System – STAT SHEET

Our last few questions will help us group responses. How many children, if any do you have in the public school system?

			Ontario 2020-06	Zero in PS	One in PS	Two or more in PS	Refusal/no answer
Question 2 - Are you likely, somewhat likely, somewhat not likely or not likely to keep your child home from school this coming September?	Total	Unwgt N	2019	1298	426	257	38
		Wgt N	2011	1286	440	248	38
	Likely	%	9.7	8.5	10.0	15.6	8.1
	Somewhat likely	%	20.2	14.0	34.2	28.2	15.7
	Somewhat not likely	%	17.8	15.2	20.7	25.6	23.3
	Not likely	%	23.6	26.0	18.3	19.0	35.3
	Unsure	%	28.6	36.3	16.8	11.6	17.6

Our last few questions will help us group responses. How many children, if any do you have in the public school system?

			Ontario 2020-06	Zero in PS	One in PS	Two or more in PS	Refusal/no answer
Question 3 - Would you support, somewhat support, somewhat oppose or oppose a mixed model of education delivery in which a portion of the student's education is delivered in-person and a portion delivered online?	Total	Unwgt N	2019	1298	426	257	38
		Wgt N	2011	1286	440	248	38
	Support	%	28.1	28.9	26.3	26.6	28.6
	Somewhat support	%	44.2	42.4	50.0	44.9	35.2
	Somewhat not support	%	10.5	9.3	10.3	15.4	23.1
	Not support	%	8.8	8.8	7.6	11.2	6.9
	Unsure	%	8.3	10.5	5.7	1.9	6.2

Nanos conducted a representative online survey of 2,019 Ontarians 18 years of age and older, between June 23rd and 28th, 2020. *Please note that some results have been shaded due to small sample size.



2020-1668 – OPSBA – Education in Ontario - by Children in the Public School System – STAT SHEET

When undertaking online learning, is it important, somewhat important, somewhat not important or not important for students of each of the following types to also have real-time / live interaction with their teacher and other students?

[RANDZIME]

Our last few questions will help us group responses. How many children, if any do you have in the public school system?

			Ontario 2020-06	Zero in PS	One in PS	Two or more in PS	Refusal/no answer
Question 4 - Kindergarten – Grade 3 students	Total	Unwgt N	2019	1298	426	257	38
		Wgt N	2011	1286	440	248	38
	Important	%	63.9	66.3	58.0	61.8	66.4
	Somewhat important	%	21.4	19.2	27.3	22.8	16.2
	Somewhat unimportant	%	5.4	4.6	6.7	7.1	8.6
	Unimportant	%	4.7	4.4	5.3	5.5	2.5
	Unsure	%	4.6	5.5	2.8	2.8	6.3

Nanos conducted a representative online survey of 2,019 Ontarians 18 years of age and older, between June 23rd and 28th, 2020. *Please note that some results have been shaded due to small sample size.



2020-1668 – OPSBA – Education in Ontario - by Children in the Public School System – STAT SHEET

When undertaking online learning, is it important, somewhat important, somewhat not important or not important for students of each of the following types to also have real-time / live interaction with their teacher and other students?
[RANDZIME]

Our last few questions will help us group responses. How many children, if any do you have in the public school system?

			Ontario 2020-06	Zero in PS	One in PS	Two or more in PS	Refusal/no answer
Question 5 - Grades 4-8	Total	Unwgt N	2019	1298	426	257	38
		Wgt N	2011	1286	440	248	38
	Important	%	63.8	63.2	61.6	68.8	73.6
	Somewhat important	%	26.6	26.8	29.3	22.3	17.6
	Somewhat unimportant	%	4.2	3.2	6.2	6.1	1.2
	Unimportant	%	1.5	1.5	1.2	1.9	1.2
	Unsure	%	4.0	5.3	1.7	0.9	6.3

Nanos conducted a representative online survey of 2,019 Ontarians 18 years of age and older, between June 23rd and 28th, 2020. *Please note that some results have been shaded due to small sample size.



2020-1668 – OPSBA – Education in Ontario - by Children in the Public School System – STAT SHEET

When undertaking online learning, is it important, somewhat important, somewhat not important or not important for students of each of the following types to also have real-time / live interaction with their teacher and other students?

[RANDZIME]

Our last few questions will help us group responses. How many children, if any do you have in the public school system?

			Ontario 2020-06	Zero in PS	One in PS	Two or more in PS	Refusal/no answer
Question 6 - Secondary	Total	Unwgt N	2019	1298	426	257	38
		Wgt N	2011	1286	440	248	38
	Important	%	52.0	50.4	52.6	59.6	51.4
	Somewhat important	%	32.4	32.4	35.4	27.9	25.6
	Somewhat unimportant	%	7.8	8.2	7.7	6.8	2.8
	Unimportant	%	3.6	3.8	2.5	4.4	5.2
	Unsure	%	4.1	5.2	1.8	1.2	14.9

Our last few questions will help us group responses. How many children, if any do you have in the public school system?

			Ontario 2020-06	Zero in PS	One in PS	Two or more in PS	Refusal/no answer
Question 7 - During the current school year, did your household have any experience with online learning?	Total	Unwgt N	2019	1298	426	257	38
		Wgt N	2011	1286	440	248	38
	Yes	%	46.5	26.1	79.7	91.2	64.3
	No	%	53.5	73.9	20.3	8.8	35.7

Nanos conducted a representative online survey of 2,019 Ontarians 18 years of age and older, between June 23rd and 28th, 2020. *Please note that some results have been shaded due to small sample size.



2020-1668 – OPSBA – Education in Ontario - by Children in the Public School System – STAT SHEET

Our last few questions will help us group responses. How many children, if any do you have in the public school system?

			Ontario 2020-06	Zero in PS	One in PS	Two or more in PS	Refusal/no answer
Question 8 – [EXPERIENCE WITH ONLINE LEARNING ONLY] Was the online learning experience positive, somewhat positive, somewhat negative or negative?	Total	Unwgt N	936	335	343	233	25
		Wgt N	934	334	350	226	25
	Positive	%	20.9	24.7	18.2	18.2	
	Somewhat positive	%	48.3	45.5	52.6	45.9	
	Somewhat negative	%	20.8	20.6	19.8	24.0	
	Negative	%	7.3	7.0	6.0	9.5	
	Unsure	%	2.6	2.1	3.4	2.3	

Nanos conducted a representative online survey of 2,019 Ontarians 18 years of age and older, between June 23rd and 28th, 2020. *Please note that some results have been shaded due to small sample size.



2020-1668 – OPSBA – Education in Ontario - by Children in the Public School System – STAT SHEET

Our last few questions will help us group responses. How many children, if any do you have in the public school system?

			Ontario 2020-06	Zero	One	Two or more	Refusal/no answer
Question 9 - What would have made the online learning experience better? [OPEN]	Total	Unwgt N	841	290	314	217	20
		Wgt N	848	295	324	209	21
	Better Internet connection/better technology/platform	%	10.9	13.9	9.0	10.4	
	Nothing	%	10.0	9.6	11.1	9.7	
	More preparation from teachers and boards	%	5.0	8.0	3.7	3.3	
	Smaller class sizes/meet ups in small groups	%	0.9	0.6	1.3	0.6	
	More resources for parents and students/instructions on what to do	%	8.8	8.4	10.3	6.5	
	More hands on learning/more interactive	%	3.4	1.8	4.7	3.5	
	More time to complete tasks/more flexible	%	2.7	3.0	3.0	1.4	
	Direct interaction with teachers/one-on-one time	%	15.6	15.2	15.5	15.0	
	More structured/organized	%	7.3	6.6	7.8	6.9	
	Have more live classes/meetings/interactions with peers	%	12.8	9.3	14.0	16.3	
	Rely less on parents/hard to find time to help the children	%	1.8	2.2	2.2	0.8	
	Really hard for children with trouble in school/young kids/they are struggling	%	2.4	1.5	1.3	5.6	
	Better quality work/more work/more subjects	%	4.9	5.4	4.5	5.5	
	More accountability/mandatory participation	%	2.3	2.8	1.0	3.8	
	Other	%	7.3	7.2	6.7	8.2	
	Unsure	%	4.1	4.5	3.9	2.6	

Nanos conducted a representative online survey of 2,019 Ontarians 18 years of age and older, between June 23rd and 28th, 2020. *Please note that some results have been shaded due to small sample size.



2020-1668 – OPSBA – Education in Ontario - by Children in the Public School System – STAT SHEET

Our last few questions will help us group responses. How many children, if any do you have in the public school system?

			Ontario 2020-06	Zero in PS	One in PS	Two or more in PS	Refusal/no answer
Question 10 - [EXPERIENCE WITH ONLINE LEARNING ONLY] Did the online learning take place live in real-time with other students?	Total	Unwgt N	934	335	343	232	24
		Wgt N	932	334	349	225	24
	Yes, all the time	%	17.1	18.0	21.2	7.8	
	Yes, sometimes	%	51.2	48.9	48.0	59.9	
	Never took place real-time	%	31.7	33.2	30.8	32.3	

Our last few questions will help us group responses. How many children, if any do you have in the public school system?

			Ontario 2020-06	Zero in PS	One in PS	Two or more in PS	Refusal/no answer
Question 11 - [EXPERIENCE WITH REAL-TIME ONLINE LEARNING ONLY] Was the real-time online experience with other students useful, somewhat useful, somewhat not useful or not useful?	Total	Unwgt N	613	216	230	149	18
		Wgt N	636	223	241	152	19
	Useful	%	24.5	22.3	26.2	20.7	
	Somewhat useful	%	52.7	50.0	55.6	55.2	
	Somewhat not useful	%	14.1	17.1	11.5	15.0	
	Not useful	%	4.5	5.6	2.4	6.0	
	Unsure	%	4.2	5.1	4.3	3.1	

Nanos conducted a representative online survey of 2,019 Ontarians 18 years of age and older, between June 23rd and 28th, 2020. *Please note that some results have been shaded due to small sample size.



2020-1668 – OPSBA – Education in Ontario - by Children in the Public School System – STAT SHEET

Our last few questions will help us group responses. How many children, if any do you have in the public school system?

			Ontario 2020-06	Zero in PS	One in PS	Two or more in PS	Refusal/no answer
Question 12 - Would you support, somewhat support, somewhat oppose or oppose restarting schools by having students attend in-person part-time, in addition to online learning?	Total	Unwgt N	2019	1298	426	257	38
		Wgt N	2011	1286	440	248	38
	Support	%	26.1	26.6	25.6	23.2	33.4
	Somewhat support	%	44.8	43.3	47.1	50.2	33.6
	Somewhat not support	%	9.9	9.7	10.2	9.3	18.0
	Not support	%	9.0	8.3	10.0	11.3	1.9
	Unsure	%	10.3	12.1	7.1	5.9	13.1

Nanos conducted a representative online survey of 2,019 Ontarians 18 years of age and older, between June 23rd and 28th, 2020. *Please note that some results have been shaded due to small sample size.



2020-1668 – OPSBA – Education in Ontario - by Children in the Public School System – STAT SHEET

Is it important, somewhat important, somewhat not important or not important to consider each of the following when thinking of a return to in-person instruction in schools? [RANDOMIZE]

Our last few questions will help us group responses. How many children, if any do you have in the public school system?

			Ontario 2020-06	Zero in PS	One in PS	Two or more in PS	Refusal/no answer
Question 13 - Advice of healthcare professionals?	Total	Unwgt N	2019	1298	426	257	38
		Wgt N	2011	1286	440	248	38
	Important	%	75.6	78.0	67.0	78.7	74.2
	Somewhat important	%	18.8	16.0	27.9	16.5	23.8
	Somewhat not important	%	1.7	1.2	3.7	1.0	0.0
	Not important	%	1.1	1.0	0.8	2.6	0.0
	Unsure	%	2.8	3.9	0.6	1.2	2.1

Nanos conducted a representative online survey of 2,019 Ontarians 18 years of age and older, between June 23rd and 28th, 2020. *Please note that some results have been shaded due to small sample size.



2020-1668 – OPSBA – Education in Ontario - by Children in the Public School System – STAT SHEET

Is it important, somewhat important, somewhat not important or not important to consider each of the following when thinking of a return to in-person instruction in schools? [RANDOMIZE]

Our last few questions will help us group responses. How many children, if any do you have in the public school system?

			Ontario 2020-06	Zero in PS	One in PS	Two or more in PS	Refusal/no answer
Question 14 - Need for childcare in order to re-open economy	Total	Unwgt N	2019	1298	426	257	38
		Wgt N	2011	1286	440	248	38
	Important	%	52.9	55.2	47.7	51.3	44.3
	Somewhat important	%	31.4	28.7	37.4	33.9	40.0
	Somewhat not important	%	6.4	6.1	7.5	7.0	4.4
	Not important	%	4.2	4.4	3.8	4.3	5.6
	Unsure	%	5.0	5.7	3.6	3.7	5.7

Nanos conducted a representative online survey of 2,019 Ontarians 18 years of age and older, between June 23rd and 28th, 2020. *Please note that some results have been shaded due to small sample size.



2020-1668 – OPSBA – Education in Ontario - by Children in the Public School System – STAT SHEET

Is it important, somewhat important, somewhat not important or not important to consider each of the following when thinking of a return to in-person instruction in schools? [RANDOMIZE]

Our last few questions will help us group responses. How many children, if any do you have in the public school system?

			Ontario 2020-06	Zero in PS	One in PS	Two or more in PS	Refusal/no answer
Question 15 - Educational needs of children	Total	Unwgt N	2019	1298	426	257	38
		Wgt N	2011	1286	440	248	38
	Important	%	74.6	75.1	68.8	81.5	79.6
	Somewhat important	%	19.8	19.0	26.1	12.8	18.3
	Somewhat not important	%	1.8	1.4	2.9	1.8	0.0
	Not important	%	1.0	0.6	1.4	2.1	0.0
	Unsure	%	2.9	3.9	0.8	1.8	2.1

Nanos conducted a representative online survey of 2,019 Ontarians 18 years of age and older, between June 23rd and 28th, 2020. *Please note that some results have been shaded due to small sample size.



2020-1668 – OPSBA – Education in Ontario - by Children in the Public School System – STAT SHEET

Is it important, somewhat important, somewhat not important or not important to consider each of the following when thinking of a return to in-person instruction in schools? [RANDOMIZE]

Our last few questions will help us group responses. How many children, if any do you have in the public school system?

			Ontario 2020-06	Zero in PS	One in PS	Two or more in PS	Refusal/no answer
Question 16 - Mental health needs of children	Total	Unwgt N	2019	1298	426	257	38
		Wgt N	2011	1286	440	248	38
	Important	%	72.6	74.2	68.9	71.9	66.5
	Somewhat important	%	20.3	18.6	25.0	19.6	30.2
	Somewhat not important	%	2.9	2.2	4.0	4.4	1.2
	Not important	%	1.4	1.1	0.9	3.9	0.0
	Unsure	%	2.8	3.9	1.2	0.3	2.1

Nanos conducted a representative online survey of 2,019 Ontarians 18 years of age and older, between June 23rd and 28th, 2020. *Please note that some results have been shaded due to small sample size.



2020-1668 – OPSBA – Education in Ontario - by Children in the Public School System – STAT SHEET

Is it important, somewhat important, somewhat not important or not important to consider each of the following when thinking of a return to in-person instruction in schools? [RANDOMIZE]

Our last few questions will help us group responses. How many children, if any do you have in the public school system?

			Ontario 2020-06	Zero in PS	One in PS	Two or more in PS	Refusal/no answer
Question 17 - Staff Health / Worker Safety	Total	Unwgt N	2019	1298	426	257	38
		Wgt N	2011	1286	440	248	38
	Important	%	77.4	78.9	74.8	75.7	67.8
	Somewhat important	%	16.9	15.1	20.5	18.2	24.0
	Somewhat not important	%	2.1	1.6	3.1	3.0	1.2
	Not important	%	1.0	0.8	0.6	2.0	3.7
	Unsure	%	2.7	3.5	1.0	1.0	3.3

Nanos conducted a representative online survey of 2,019 Ontarians 18 years of age and older, between June 23rd and 28th, 2020. *Please note that some results have been shaded due to small sample size.



2020-1668 – OPSBA – Education in Ontario - by Children in the Public School System – STAT SHEET

Our last few questions will help us group responses. How many children, if any do you have in the public school system?

			Ontario 2020-06	Zero	One	Two or more	Refusal/no answer
Question 18 - Is there anything else that should be considered when deciding about a return to in-person instruction in schools? [OPEN] *Continued on next page	Total	Unwgt N	1140	685	269	163	23
		Wgt N	1145	685	276	162	23
	Nothing else	%	24.0	23.6	25.9	20.7	
	Class size/reduce number of children per class/social distancing	%	10.1	10.7	6.6	13.5	
	Health and safety of all/Following health and safety protocols	%	17.1	15.5	23.6	14.8	
	Sanitizing/cleaning	%	2.9	2.1	4.2	3.8	
	Up to date cases of COVID-19 infections/risk of second wave	%	5.1	5.4	2.6	7.7	
	Regular testing for children and teachers/protocol if positive testing	%	3.0	3.8	2.2	1.4	
	Review curriculum/flexible school hours/online learning options	%	4.3	4.2	2.8	8.0	
	Children's social and educational needs	%	4.6	5.1	4.6	1.6	
	Safe transportation/buses	%	1.8	2.4	1.0	0.7	
	The parents (their time/work schedule, their opinion)	%	2.6	2.3	4.1	2.0	
	PPE (Masks, gloves,	%	3.1	3.7	2.4	1.9	
	Vaccine/wait until COVID-19 is over	%	3.1	2.6	4.0	3.8	
	Teacher's workload/support for teachers	%	2.3	1.8	1.0	5.2	
	Those who do not have access to high speed internet/a computer	%	1.1	1.4	0.0	2.1	

Nanos conducted a representative online survey of 2,019 Ontarians 18 years of age and older, between June 23rd and 28th, 2020. *Please note that some results have been shaded due to small sample size.



2020-1668 – OPSBA – Education in Ontario - by Children in the Public School System – STAT SHEET

			Our last few questions will help us group responses. How many children, if any do you have in the public school system?				
			Ontario 2020-06	Zero	One	Two or more	Refusal/no answer
	Thoughtful planning/case by case basis	%	3.3	3.8	1.9	4.1	
	Kids spreading the disease/Protecting high risk individuals (teachers, children, families)	%	1.3	1.6	1.0	0.4	
	It should be full-time/back to normal	%	2.0	1.7	2.1	3.1	
	Other	%	2.5	2.0	4.0	1.8	
	The cost/budget	%	0.6	1.0	0.2	0.0	
	Unsure	%	5.1	5.4	5.7	3.3	

Nanos conducted a representative online survey of 2,019 Ontarians 18 years of age and older, between June 23rd and 28th, 2020. *Please note that some results have been shaded due to small sample size.



2020-1668 – OPSBA – Education in Ontario - by Children in the Public School System – STAT SHEET

All schools will have to make significant changes to the way students are transported to and from school as well as the physical setting of classrooms and common areas in schools to ensure proper social distancing. In terms of additional or increased areas for government funding, would you support, somewhat support, somewhat oppose or oppose each of the following? [RANDOMIZE]

Our last few questions will help us group responses. How many children, if any do you have in the public school system?

			Ontario 2020-06	Zero in PS	One in PS	Two or more in PS	Refusal/no answer
Question 19 - More funding for transportation to allow for more school busses	Total	Unwgt N	2019	1298	426	257	38
		Wgt N	2011	1286	440	248	38
	Support	%	34.1	32.6	35.7	39.9	30.2
	Somewhat support	%	34.1	33.2	36.8	34.2	31.3
	Somewhat not support	%	12.8	13.2	15.2	7.0	7.5
	Not support	%	9.6	10.4	6.0	11.3	11.3
	Unsure	%	9.4	10.5	6.3	7.6	19.8

Nanos conducted a representative online survey of 2,019 Ontarians 18 years of age and older, between June 23rd and 28th, 2020. *Please note that some results have been shaded due to small sample size.



2020-1668 – OPSBA – Education in Ontario - by Children in the Public School System – STAT SHEET

All schools will have to make significant changes to the way students are transported to and from school as well as the physical setting of classrooms and common areas in schools to ensure proper social distancing. In terms of additional or increased areas for government funding, would you support, somewhat support, somewhat oppose or oppose each of the following? [RANDOMIZE]

Our last few questions will help us group responses. How many children, if any do you have in the public school system?

			Ontario 2020-06	Zero in PS	One in PS	Two or more in PS	Refusal/no answer
Question 20 - More funding for additional caretaking and cleaning supplies	Total	Unwgt N	2019	1298	426	257	38
		Wgt N	2011	1286	440	248	38
	Support	%	52.5	51.1	55.1	56.6	41.7
	Somewhat support	%	32.7	32.9	31.8	32.1	39.7
	Somewhat not support	%	6.9	6.4	7.9	7.0	11.7
	Not support	%	3.3	3.9	2.6	1.7	1.2
	Unsure	%	4.6	5.7	2.7	2.5	5.7

Nanos conducted a representative online survey of 2,019 Ontarians 18 years of age and older, between June 23rd and 28th, 2020. *Please note that some results have been shaded due to small sample size.



2020-1668 – OPSBA – Education in Ontario - by Children in the Public School System – STAT SHEET

All schools will have to make significant changes to the way students are transported to and from school as well as the physical setting of classrooms and common areas in schools to ensure proper social distancing. In terms of additional or increased areas for government funding, would you support, somewhat support, somewhat oppose or oppose each of the following? [RANDOMIZE]

Our last few questions will help us group responses. How many children, if any do you have in the public school system?

			Ontario 2020-06	Zero in PS	One in PS	Two or more in PS	Refusal/no answer
Question 21 - More funding for technology – this includes devices for students and equipment for teachers and education workers, as well as increasing the infrastructure for those areas in the province with limited access	Total	Unwgt N	2019	1298	426	257	38
		Wgt N	2011	1286	440	248	38
	Support	%	50.1	46.7	54.9	60.9	40.0
	Somewhat support	%	35.2	37.0	33.3	29.2	38.2
	Somewhat not support	%	5.8	5.5	7.0	5.1	9.6
	Not support	%	3.6	4.4	2.1	2.3	3.7
	Unsure	%	5.2	6.5	2.8	2.4	8.5

Nanos conducted a representative online survey of 2,019 Ontarians 18 years of age and older, between June 23rd and 28th, 2020. *Please note that some results have been shaded due to small sample size.



2020-1668 – OPSBA – Education in Ontario - by Children in the Public School System – STAT SHEET

All schools will have to make significant changes to the way students are transported to and from school as well as the physical setting of classrooms and common areas in schools to ensure proper social distancing. In terms of additional or increased areas for government funding, would you support, somewhat support, somewhat oppose or oppose each of the following? [RANDOMIZE]

Our last few questions will help us group responses. How many children, if any do you have in the public school system?

			Ontario 2020-06	Zero in PS	One in PS	Two or more in PS	Refusal/no answer
Question 22 - More funding for those students with special education needs	Total	Unwgt N	2019	1298	426	257	38
		Wgt N	2011	1286	440	248	38
	Support	%	53.6	52.8	51.5	60.5	58.2
	Somewhat support	%	30.3	29.5	36.5	25.0	22.8
	Somewhat not support	%	6.0	6.2	5.6	5.8	2.0
	Not support	%	3.5	4.1	1.7	4.2	0.0
	Unsure	%	6.6	7.4	4.7	4.5	17.0

Nanos conducted a representative online survey of 2,019 Ontarians 18 years of age and older, between June 23rd and 28th, 2020. *Please note that some results have been shaded due to small sample size.



2020-1668 – OPSBA – Education in Ontario - by Children in the Public School System – STAT SHEET

All schools will have to make significant changes to the way students are transported to and from school as well as the physical setting of classrooms and common areas in schools to ensure proper social distancing. In terms of additional or increased areas for government funding, would you support, somewhat support, somewhat oppose or oppose each of the following? [RANDOMIZE]

Our last few questions will help us group responses. How many children, if any do you have in the public school system?

			Ontario 2020-06	Zero in PS	One in PS	Two or more in PS	Refusal/no answer
Question 23 - More funding for those students who are considered marginalized and/or need help to catch up due to the learning gap created by the pandemic	Total	Unwgt N	2019	1298	426	257	38
		Wgt N	2011	1286	440	248	38
	Support	%	53.0	51.9	54.0	59.3	39.0
	Somewhat support	%	32.0	32.2	33.6	27.8	34.9
	Somewhat not support	%	5.0	4.3	7.1	4.4	7.5
	Not support	%	3.8	4.2	2.7	4.5	0.0
	Unsure	%	6.2	7.5	2.5	4.0	18.6

Nanos conducted a representative online survey of 2,019 Ontarians 18 years of age and older, between June 23rd and 28th, 2020. *Please note that some results have been shaded due to small sample size.



2020-1668 – OPSBA – Education in Ontario - by Children in the Public School System – STAT SHEET

All schools will have to make significant changes to the way students are transported to and from school as well as the physical setting of classrooms and common areas in schools to ensure proper social distancing. In terms of additional or increased areas for government funding, would you support, somewhat support, somewhat oppose or oppose each of the following? [RANDOMIZE]

Our last few questions will help us group responses. How many children, if any do you have in the public school system?

			Ontario 2020-06	Zero in PS	One in PS	Two or more in PS	Refusal/no answer
Question 24 - More online learning professional development for teachers	Total	Unwgt N	2019	1298	426	257	38
		Wgt N	2011	1286	440	248	38
	Support	%	44.3	41.4	50.5	49.8	33.4
	Somewhat support	%	35.3	36.3	32.8	33.7	40.3
	Somewhat not support	%	7.2	7.2	8.2	6.3	3.5
	Not support	%	6.5	7.1	4.8	5.3	12.6
	Unsure	%	6.8	8.0	3.7	5.0	10.1

Nanos conducted a representative online survey of 2,019 Ontarians 18 years of age and older, between June 23rd and 28th, 2020. *Please note that some results have been shaded due to small sample size.



2020-1668 – OPSBA – Education in Ontario - by Children in the Public School System – STAT SHEET

All schools will have to make significant changes to the way students are transported to and from school as well as the physical setting of classrooms and common areas in schools to ensure proper social distancing. In terms of additional or increased areas for government funding, would you support, somewhat support, somewhat oppose or oppose each of the following? [RANDOMIZE]

Our last few questions will help us group responses. How many children, if any do you have in the public school system?

			Ontario 2020-06	Zero in PS	One in PS	Two or more in PS	Refusal/no answer
Question 25 - More funding for increased online course options for secondary school students	Total	Unwgt N	2019	1298	426	257	38
		Wgt N	2011	1286	440	248	38
	Support	%	42.1	39.4	48.6	44.6	39.1
	Somewhat support	%	36.7	36.8	35.2	37.7	40.8
	Somewhat not support	%	8.3	8.5	8.2	7.3	10.0
	Not support	%	6.6	7.9	4.2	5.4	1.6
	Unsure	%	6.3	7.3	3.7	5.0	8.5

Nanos conducted a representative online survey of 2,019 Ontarians 18 years of age and older, between June 23rd and 28th, 2020. *Please note that some results have been shaded due to small sample size.



2020-1668 – OPSBA – Education in Ontario - by Children in the Public School System – STAT SHEET

All schools will have to make significant changes to the way students are transported to and from school as well as the physical setting of classrooms and common areas in schools to ensure proper social distancing. In terms of additional or increased areas for government funding, would you support, somewhat support, somewhat oppose or oppose each of the following? [RANDOMIZE]

Our last few questions will help us group responses. How many children, if any do you have in the public school system?

			Ontario 2020-06	Zero in PS	One in PS	Two or more in PS	Refusal/no answer
Question 26 - More funding to allow boards to be creative in their learning environments, i.e. outside settings	Total	Unwgt N	2019	1298	426	257	38
		Wgt N	2011	1286	440	248	38
	Support	%	38.9	36.2	42.4	46.2	44.8
	Somewhat support	%	38.1	36.2	43.0	40.4	30.0
	Somewhat not support	%	9.0	10.3	8.6	3.8	1.2
	Not support	%	6.2	7.5	2.8	5.4	8.5
	Unsure	%	7.8	9.9	3.1	4.2	15.5

Nanos conducted a representative online survey of 2,019 Ontarians 18 years of age and older, between June 23rd and 28th, 2020. *Please note that some results have been shaded due to small sample size.



2020-1668 – OPSBA – Education in Ontario - by Children in the Public School System – STAT SHEET

Are you concerned, somewhat concerned, somewhat not concerned or not concerned about each of the following? [ROTATE]

Our last few questions will help us group responses. How many children, if any do you have in the public school system?

			Ontario 2020-06	Zero in PS	One in PS	Two or more in PS	Refusal/no answer
Question 27 - The pandemic's effects on students' mental health	Total	Unwgt N	2019	1298	426	257	38
		Wgt N	2011	1286	440	248	38
	Concerned	%	53.7	49.8	59.7	61.8	62.2
	Somewhat concerned	%	31.5	34.3	27.6	25.6	21.9
	Somewhat not concerned	%	8.9	8.9	8.5	9.1	11.8
	Not concerned	%	3.3	3.8	2.3	2.5	1.9
	Unsure	%	2.7	3.3	1.9	1.0	2.1

Nanos conducted a representative online survey of 2,019 Ontarians 18 years of age and older, between June 23rd and 28th, 2020. *Please note that some results have been shaded due to small sample size.



2020-1668 – OPSBA – Education in Ontario - by Children in the Public School System – STAT SHEET

Are you concerned, somewhat concerned, somewhat not concerned or not concerned about each of the following? [ROTATE]

Our last few questions will help us group responses. How many children, if any do you have in the public school system?

			Ontario 2020-06	Zero in PS	One in PS	Two or more in PS	Refusal/no answer
Question 28 - The pandemic's effects on teachers' and education workers' mental health	Total	Unwgt N	2019	1298	426	257	38
		Wgt N	2011	1286	440	248	38
	Concerned	%	39.7	37.4	42.6	47.1	39.3
	Somewhat concerned	%	35.6	36.0	36.9	32.4	30.8
	Somewhat not concerned	%	12.6	13.5	10.7	10.2	19.6
	Not concerned	%	9.1	10.0	7.1	8.4	8.2
	Unsure	%	2.9	3.2	2.7	1.9	2.1

Our last few questions will help us group responses. How many children, if any do you have in the public school system?

			Ontario 2020-06	Zero in PS	One in PS	Two or more in PS	Refusal/no answer
Question 29 - What is a more important spending priority for the government? [ROTATE]	Total	Unwgt N	2019	1298	426	257	38
		Wgt N	2011	1286	440	248	38
	Spending money on public education	%	50.6	45.5	59.7	60.9	49.2
	Eliminating the deficit and paying down the debt	%	27.3	30.4	21.1	20.8	33.7
	Unsure	%	22.2	24.1	19.1	18.2	17.1

Nanos conducted a representative online survey of 2,019 Ontarians 18 years of age and older, between June 23rd and 28th, 2020. *Please note that some results have been shaded due to small sample size.