

Preferred PM: Trudeau 32.3 > Scheer 19.2 > Singh 12.2 > Unsure 23.1 > May 6.9 > Blanchet 3.8 > Bernier 2.5

***Nanos Weekly Tracking, ending March 13, 2020
(released March 17, 2020)***



***Ideas powered by
world-class data***

AT A GLANCE

NON SUBSCRIBER REPORT

Subscribe and get access to the Nanos data by subscribing at <http://time-map.co/INT3> for \$4 a month > ballot tracking > issue tracking > economic tracking > cut the data by region and demographic and see the trend lines

Ballot – [Available to Subscribers through our Data Portals] -The latest Nanos federal ballot tracking has the Liberals at [REDACTED] per cent, followed by the Conservatives at [REDACTED] per cent, the NDP at [REDACTED] per cent, the Greens at [REDACTED] per cent, the BQ at [REDACTED] per cent and the People's Party of Canada (PPC) at [REDACTED] per cent.

Accessible Voters – Asked whether they would consider voting for each of the federal parties, [REDACTED]

Preferred Prime Minister – Nanos tracking has Trudeau as the preferred choice as PM at 32.3 per cent of Canadians followed by Scheer (19.2), Singh (12.2%), May (6.9%) and Bernier (2.5%). Twenty three per cent of Canadians were unsure whom they preferred.

Qualities of a Good Political Leader – More than half of Canadians [REDACTED]

Nanos Party Power Index – The Nanos Index which is a composite of a series of measures including ballot and leadership impressions has the Liberals at 52.7 points, followed by the Conservatives with 42.9 points, the NDP with 45.8 points, the Greens 35.5 points, the People's Party 24.3 points and the BQ 35.5 points (QC only).

Visit the live [Nanos data portal](#) where you can dynamically chart ballot, preferred PM and Nanos Index numbers by region, gender and age. The methodology for the weekly tracking is posted [here](#). PDFs of the polling reports are on the Nanos website.

Contact: Nik Nanos, Chief Data Scientist

Ottawa: (613) 234-4666 x 237 nik@nanos.co Twitter: @niknanos

APERÇU

RAPPORT POUR LES NON-ABONNÉS

Jouez avec les données sur le portail interactif Nanos au <http://www.nanos.co/portail-des-donnees-courantes/?lang=fr> > suivi politique > suivi des enjeux > suivi économique > sélectionnez les données des régions ou des groupes démographiques et consultez les lignes de tendance

Scrutin – [Disponibles aux abonnés à travers les portails de données] Selon le plus récent suivi de scrutin fédéral Nanos, les libéraux bénéficient de l'appui de ■■■ pour cent des Canadiens, suivi des conservateurs avec ■■■ pour cent, du NPD avec ■■■ pour cent, des verts avec ■■■ pour cent, du BQ avec ■■■ pour cent, et du Parti populaire du Canada avec ■■■ pour cent.

Électeurs accessibles – Lorsqu'on leur a demandé s'ils considéreraient voter pour chacun des partis fédéraux, ■■■■
■■■■
■■■■

Premier ministre préféré – Selon le suivi Nanos, Trudeau est le choix préféré comme Premier ministre de 32,3 pour cent des Canadiens, suivi de Scheer (19,2%), Singh (12,2%), May (6,9%) et Bernier (2,5%). Vingt-trois pour cent des Canadiens étaient incertains de leur préférence.

Qualités d'un bon leader politique – Plus de la moitié des Canadiens ■■■■
■■■■
■■■■
■■■■

Indice de puissance politique Nanos – Selon l'Indice Nanos, qui est composé d'une série de mesures incluant les préférences de vote et les impressions des chefs des partis, les libéraux ont 52,7 points, suivi des conservateurs avec 42,9 points, du NPD avec 45,8 points, les verts 35,5 points, le Parti populaire du Canada 24,3 points et le BQ 35,5 points (QC seulement).

Visitez le [portail de données courantes](http://www.nanos.co/portail-des-donnees-courantes) de Nanos où vous pouvez interagir avec les graphiques du scrutin, du PM préféré et de l'Indice Nanos et filtrer par région, sexe et âge. La méthodologie pour le suivi hebdomadaire est publiée [ici](#). Les fichiers PDF des rapports des sondages se trouvent sur le site Web de Nanos.

Contactez: Nik Nanos, Chef des données

Ottawa: (613) 234-4666 x 237 nik@nanos.co Twitter: @niknanos

NANOS DATA PORTALS

[Subscribe now](#) for just \$4 a month (\$48 for a 12 month subscription) to have unlimited access including national, regional, and demographic trend lines to the following dashboards in the political portal and all other data portals:

	Subscribers	Non-subscribers
Weekly National Ballot Tracking Canada (2014 to present)	✓	
Weekly Undecided Tracking (new) (2014 to present)	✓	
Weekly Preferred PM Tracking Canada (2014 to present)	✓	✓ (topline data only)
Weekly Party Power Index Tracking Canada (2014 to present)	✓	✓ (topline data only)
Weekly Consider Voting for Liberal Party of Canada (new) (2014 to present)	✓	
Weekly Consider Voting for the Conservative Party of Canada (new) (2014 to present)	✓	
Weekly Consider Voting for the NDP of Canada (new) (2014 to present)	✓	
Weekly Consider Voting for the Green Party of Canada (new) (2014 to present)	✓	
Weekly Consider Voting for the Bloc Québécois (new) (2014 to present)	✓	
Weekly Consider Voting for the People's Party of Canada (new) (2014 to present)	✓	
2015 Canadian Nightly Federal Election Tracking (detailed data)	✓	✓ (topline data only)
CTV-Globe-Nanos 2019 Canadian Nightly Federal Election Tracking (detailed data)	✓	✓ (topline data only)
Weekly Canadian Consumer Confidence Tracking (2008 to present)	✓	✓
Weekly Issue Tracking Canada (2015 to present)	✓	
Canada-US Relations Annual Tracking (2005 to present)	✓	
The Nanos Annual Public Policy Map (2015 to present)	✓	
The Mood of Canada Annual Tracking Survey (2007 to present)	✓	

PARTY POWER INDEX

A national dual-frame (land+cell) random telephone survey is conducted weekly by Nanos Research using live agents.

The weekly tracking figures are based on a four-week rolling sample comprised of 1,000 interviews. To update the tracking a new week of 250 interviews is added and the oldest week dropped. The margin of error for a survey of 1,000 respondents is ± 3.1 percentage points, 19 times out of 20.

Contact: Nik Nanos
(613) 234-4666 x 237
nik@nanos.co
Twitter: @niknanos

[Subscribe](#) to the Nanos data portals to get access to detailed demographic and regional breakdowns.

Nanos Tracking Data Summary

Ballot		This week	Last week	Oct 18 (Election Call)	4 Weeks Ago	3 Months Ago	1 Year Ago	12 Month High	12 Month Low
				Available to Subscribers through our Data Portals					
	Liberal								
	Conservative								
	NDP								
	Bloc								
	Green								
	People's								

Preferred Prime Minister		This week	Last week	Oct 21 2019	4 Weeks Ago	3 Months Ago	1 Year Ago	12 Month High	12 Month Low
	Trudeau	32.3%	32.6%	30.5%	32.2%	35.8%	30.3%	38.2%	26.3%
	Scheer	19.2%	20.6%	26.4%	20.9%	21.9%	27.3%	29.2%	19.2%
	Singh	12.2%	12.3%	19.7%	14.1%	16.1%	8.9%	19.7%	6.7%
	Blanchet	3.8%	3.8%	4.1%	3.9%	2.6%	1.7%	5.1%	1.1%
	May	6.9%	6.1%	4.6%	5.2%	7.0%	7.2%	10.8%	4.6%
	Bernier	2.5%	2.1%	1.5%	1.1%	1.5%	2.8%	3.2%	1.1%
	Unsure	23.1%	22.6%	13.2%	22.7%	15.3%	21.8%	27.8%	12.2%

Canada Party Power Index		This week	Last week	Oct 21 2019	4 Weeks Ago	3 Months Ago	1 Year Ago	12 Month High	12 Month Low
	Liberal	52.7	51.9	50.7	52.1	53.5	51.9	54.3	47.7
	Conservative	42.9	44.6	47.3	46.0	44.3	52.1	52.6	42.9
	NDP	45.8	44.3	51.2	45.0	47.1	42.5	51.2	39.3
	Bloc	35.5	35.6	38.6	37.8	32.3	32.7	39.2	30.2
	Green	35.6	34.5	31.8	33.7	35.1	37.2	40.8	31.8
	People's	24.3	24.5	21.3	23.3	21.5	27.7	27.7	20.0

PREFERRED PM

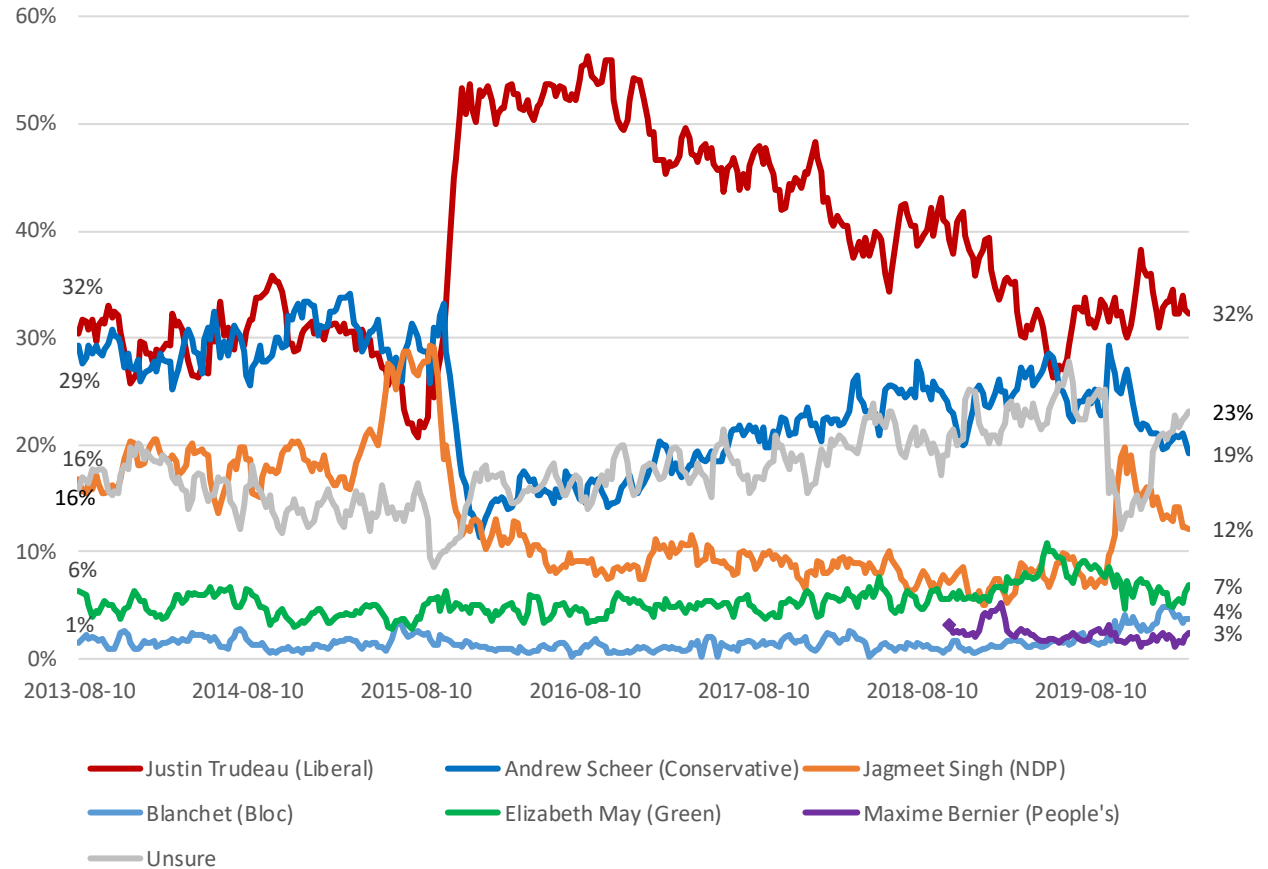


National – Weekly Tracking – Preferred Prime Minister First Ranked Choice (Ending March 13, 2020, n=1,000)

Question: Of the current federal political party leaders, could you please rank your top two current local preferences for Prime Minister? [ROTATE PARTY LEADERS]

Contact: Nik Nanos
Ottawa: (613) 234-4666 x 237
Washington DC: (202) 697-9924
nik@nanos.co

[Subscribe](#) to the Nanos data portals to get access to detailed demographic and regional breakdowns.



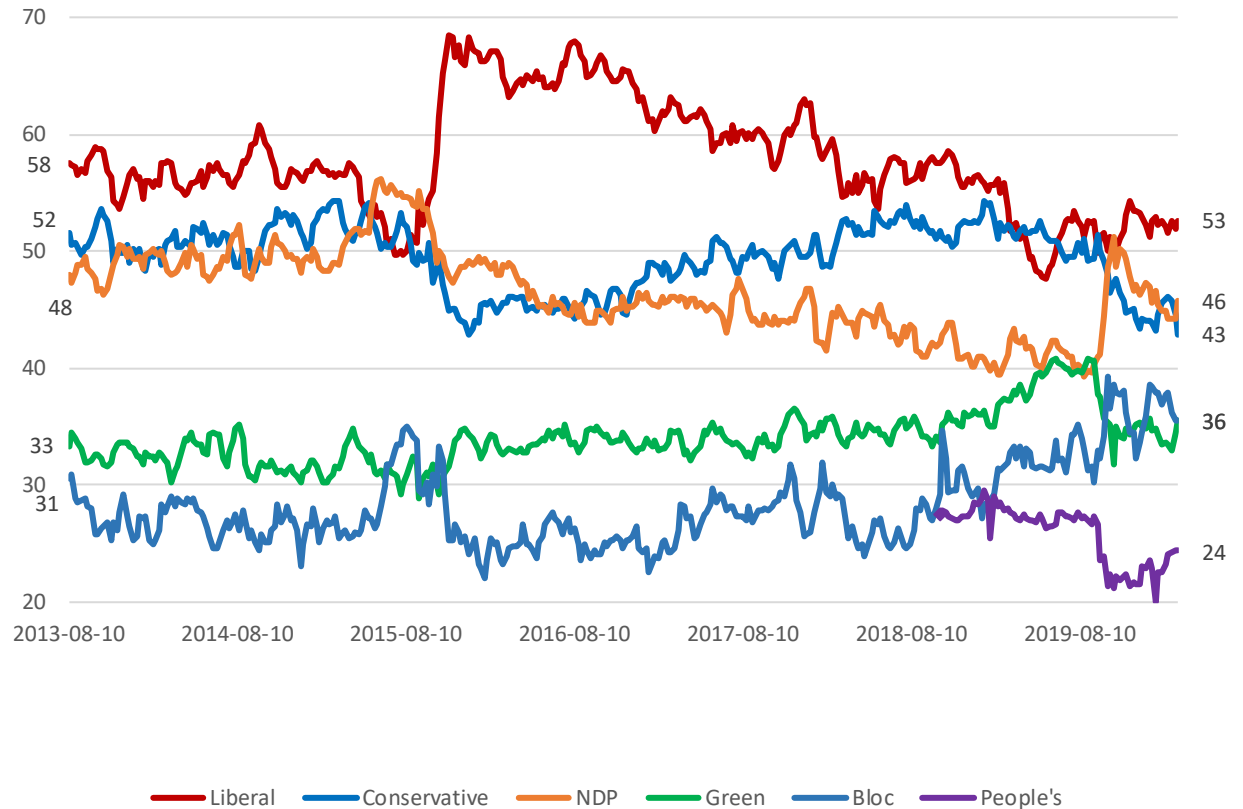
PARTY POWER INDEX

The Nanos Party Power Index Tracking for Canada is based on a composite of the following public opinion measures: the national ballot, which party individuals would consider voting for, the top two choices for Prime Minister, and whether each party leader has good leadership qualities.

Contact: Nik Nanos
Ottawa: (613) 234-4666 x 237
Washington DC: (202) 697-9924
nik@nanos.co

[Subscribe](#) to the Nanos data portals to get access to detailed demographic and regional breakdowns.

*Canada Weekly Index Tracking Scores
(Ending March 13, 2020, n=1,000)*





METHODOLOGY

The Weekly Nanos Tracking is produced by the Nanos Research Corporation, headquartered in Canada, which operates in Canada and the United States. The data is based on a dual frame (land + cell-lines) random telephone interviews with 1,000 Canadians using a four week rolling average of 250 respondents each week, 18 years of age and over. The random sample of 1,000 respondents may be weighted by age and gender using the latest census information for Canada. The interviews are compiled into a four week rolling average of 1,000 interviews, where each week the oldest group of 250 interviews is dropped and a new group of 250 interviews is added.

A random telephone survey of 1,000 Canadians is accurate ± 3.1 percentage points, plus or minus, 19 times out of 20.

Since voters are not actually able to make a choice between elections, it is interesting to think about party strength and support more broadly. The Nanos Party Power Index fills this need by incorporating more information than just current vote preference.

The Nanos Party Power Index is a weekly composite measurement of federal party brands based on four questions about the federal parties and their leadership. The questions include:

- a ballot question that captures the 1st and 2nd vote preferences;
- a measure of whether the respondent would consider voting for the party;
- the 1st and 2nd preferences for Prime Minister of the current federal leaders; and,
- whether the respondent believes each current leader has the quality to be a good leader.

The views of 1,000 respondents are compiled into a diffusion brand index for each party that goes from 0 to 100, where 0 means that the party has no brand strength and 100 means it has maximum brand strength. A score above 50 is an indication of brand strength for the party and its leader at this time. The important factors in this weekly tracking include the direction of the brand strength or weakness and also the brand strength of one federal party relative to another.

TECHNICAL NOTE

Element	Description
Organization who commissioned the research	Nanos Research
Final Sample Size	1,000 Randomly selected individuals, four week rolling average of 250 interviews a week.
Source of Sample	Dynata
Type of Sample	Probability
Margin of Error	±3.1 percentage points, 19 times out of 20.
Mode of Survey	RDD dual frame (land- and cell-lines) telephone survey
Sampling Method Base	The sample included both land- and cell-lines RDD (Random Digit Dialed) across Canada.
Demographics (Captured)	Atlantic Canada, Quebec, Ontario, Prairies, British Columbia; Men and Women; 18 years and older. Six digit postal code was used to validate geography.
Demographics (Other)	Age, gender, education, income
Fieldwork/Validation	Live interviews with live supervision to validate work
Number of Calls/	Maximum of five call backs.
Time of Calls	Local time 5:00-9:00 pm, on weekends 12:00- 6:00 pm
Field Dates	Four week period ending March 13, 2020
Language of Survey	The survey was conducted in both English and French.
Standards	Nanos Research is a member of the Canadian Research Insights Council (CRIC) and confirms that this research fully complies with all CRIC Standards including the CRIC Public Opinion Research Standards and Disclosure Requirements. https://canadianresearchinsightscouncil.ca/standards/

Element	Description
Weighting of Data	The results were weighted by age and gender using the latest Census information (2016) and the sample is geographically stratified to ensure a distribution across all regions of Canada. See tables for full weighting disclosure
Screening	Screening ensured potential respondents did not work in the market research industry, in the advertising industry, in the media or a political party prior to administering the survey to ensure the integrity of the data.
Excluded Demographics	Individuals younger than 18 years old; individuals without land or cell lines could not participate.
Stratification	By age and gender using the latest Census information (2016) and the sample is geographically stratified to be representative of Canada. Smaller areas such as Atlantic Canada were marginally oversampled to allow for a minimum regional sample.
Estimated Response Rate	Nine percent, consistent with industry norms.
Question Order	Question order in the preceding report was asked in the following order – party consideration, unprompted vote preferences, preferred Prime Minister and qualities of a good political leader.
Question Content	This was part of a weekly tracking survey. The preceding module included questions about national issues of concern and ballot preferences and economic confidence.
Question Wording	The wording of questions is as presented in the report with a randomization of the political leaders for the question involving leader qualities.
Survey Company	Nanos Research
Contact	Contact Nanos Research for more information or with any concerns or questions. http://nanos.co Telephone:(613) 234-4666 ext. 237 – Toll Free: (888) 737-5505 ext. 223. Email: info@nanosresearch.com.

ABOUT NANOS



As one of North America's premier market and public opinion research firms, we put strategic intelligence into the hands of decision makers. The majority of our work is for private sector and public facing organizations and ranges from market studies, managing reputation through to leveraging data intelligence. Nanos Research offers a vertically integrated full service quantitative and qualitative research practice to attain the highest standards and the greatest control over the research process.

www.nanos.co

nanos dimap analytika



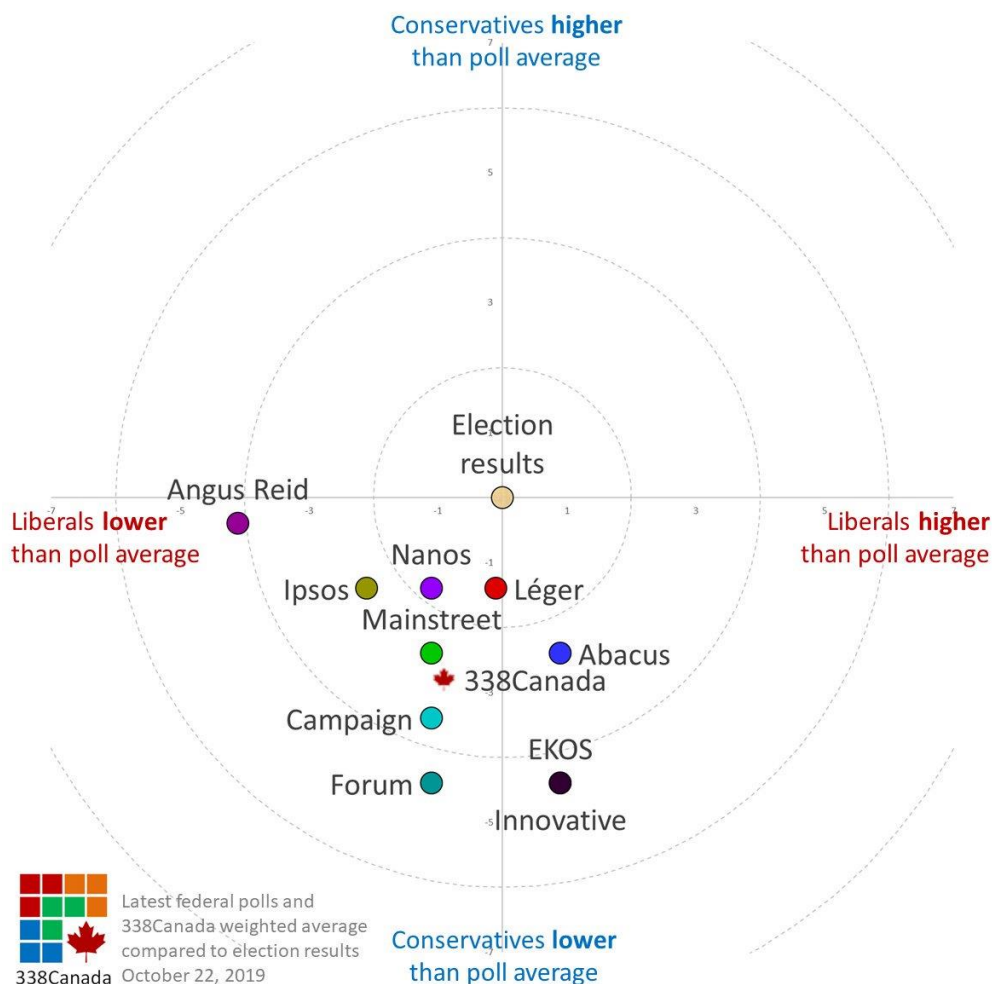
This international joint venture between [dimap](http://www.dimap.com) and [Nanos](http://www.nanos.co) brings together top research and data experts from North American and Europe to deliver exceptional data intelligence to clients. The team offers data intelligence services ranging from demographic and sentiment microtargeting; consumer sentiment identification and decision conversion; and, data analytics and profiling for consumer persuasion.

www.nanosdimap.com

NANOS RUTHERFORD McKAY & Co.

NRM is an affiliate of Nanos Research and Rutherford McKay Associates. Our service offerings are based on decades of professional experience and extensive research and include public acceptance and engagement, communications audits, and narrative development. www.nrmpublicaffairs.com

TRACK RECORD



Party	Sunday 20 th Only	Election Results 2019	Variance
Conservative	32.5%	34.4%	-1.9
Liberal	31.7%	33.1%	-1.4
NDP	20.8%	15.9%	+4.9
GPC	6.0%	6.5%	-0.5
BQ	7.2%	7.7%	-0.5
PPC	1.5%	1.6%	-0.1
Other	0.3%	0.5%	-0.2
Decided Voters	n=739		
Margin of Error > 19 times out of 20 > ±3.6			



Political Package – Tracking ending March 17th, 2020 – STAT SHEET

For each of the following federal political parties, please tell me if you would consider or not consider voting for it. [RANDOMIZE]

		Region							Gender			Age				
		Canada 2020-03- 13	Atlantic	Quebec	Ontario	Prairies	British Columbia	Male	Female	18 to 29	30 to 39	40 to 49	50 to 59	60 plus		
Question - Consider Liberal	Total	Unwgt N	1040	101	256	321	204	158	535	505	160	146	165	219	350	
		Wgt N	1000	100	248	300	200	152	485	515	197	163	187	189	265	
	Yes, would consider	%	47.1													
	No, would not consider	%	39.4													
	Unsure	%	13.5													
Subscribers Only																

Subscribers Only

For each of the following federal political parties, please tell me if you would consider or not consider voting for it. [RANDOMIZE]

		Region							Gender		Age				
		Canada 2020-03- 13	Atlantic	Quebec	Ontario	Prairies	British Columbia	Male	Female	18 to 29	30 to 39	40 to 49	50 to 59	60 plus	
Question - Consider Conservative	Total	Unwgt N	1040	101	256	321	204	158	535	505	160	146	165	219	350
		Wgt N	1000	100	248	300	200	152	485	515	197	163	187	189	265
	Yes, would consider	%	38.8												
	No, would not consider	%	47.3												
	Unsure	%	13.9												

Subscribers Only

For each of the following federal political parties, please tell me if you would consider or not consider voting for it. [RANDOMIZE]

		Region						Gender			Age					
		Canada 2020-03- 13	Atlantic	Quebec	Ontario	Prairies	British Columbia	Male	Female	18 to 29	30 to 39	40 to 49	50 to 59	60 plus		
Question - Consider NDP	Total	Unwgt N	1040	101	256	321	204	158	535	505	160	146	165	219	350	
		Wgt N	1000	100	248	300	200	152	485	515	197	163	187	189	265	
	Yes, would consider	%	34.1													
	No, would not consider	%	46.3													
	Unsure	%	19.7													

Subscribers Only

Nanos conducted an RDD dual frame (land- and cell- lines) random telephone survey of 1,040 Canadians, 18 years of age or older. Four week rolling average (250 per week) ending March 17th, 2020. The margin of error this survey is ± 3.1 percentage points, 19 times out of 20.

www.nanos.co



Political Package – Tracking ending March 17th, 2020 – STAT SHEET

For each of the following federal political parties, please tell me if you would consider or not consider voting for it. [RANDOMIZE]

			Region		Gender		Age				
			Canada 2020-03-13	Quebec	Male	Female	18 to 29	30 to 39	40 to 49	50 to 59	60 plus
Question - Consider Bloc	Total	Unwgt N	256	256	140	116	30	40	46	57	83
		Wgt N	248	248	120	128	46	40	45	48	69
	Yes, would consider	%	39.5								
	No, would not consider	%	51.0								
	Unsure	%	9.5								

Subscribers Only

For each of the following federal political parties, please tell me if you would consider or not consider voting for it. [RANDOMIZE]

		Region						Gender			Age				
		Canada 2020-03-13	Atlantic	Quebec	Ontario	Prairies	British Columbia	Male	Female	18 to 29	30 to 39	40 to 49	50 to 59	60 plus	
Question - Consider Green	Total	Unwgt N	1040	101	256	321	204	158	535	505	160	146	165	219	350
		Wgt N	1000	100	248	300	200	152	485	515	197	163	187	189	265
	Yes, would consider	%	31.8												
	No, would not consider	%	50.2												
	Unsure	%	18.0												

Subscribers Only

For each of the following federal political parties, please tell me if you would consider or not consider voting for it. [RANDOMIZE]

		Region						Gender			Age				
		Canada 2020-03-13	Atlantic	Quebec	Ontario	Prairies	British Columbia	Male	Female	18 to 29	30 to 39	40 to 49	50 to 59	60 plus	
Question - Consider Peoples	Total	Unwgt N	1040	101	256	321	204	158	535	505	160	146	165	219	350
		Wgt N	1000	100	248	300	200	152	485	515	197	163	187	189	265
	Yes, would consider	%	9.8												
	No, would not consider	%	72.3												
	Unsure	%	17.9												

Subscribers Only

Nanos conducted an RDD dual frame (land- and cell- lines) random telephone survey of 1,040 Canadians, 18 years of age or older. Four week rolling average (250 per week) ending March 17th, 2020. The margin of error this survey is ± 3.1 percentage points, 19 times out of 20.

www.nanos.co



Political Package – Tracking ending March 17th, 2020 – STAT SHEET

Of the current federal political party leaders, could you please rank your top two current local preferences for Prime Minister? [ROTATE PARTY LEADERS]

		Region							Gender			Age				
		Canada 2020-03- 13	Atlantic	Quebec	Ontario	Prairies	British Columbia	Male	Female	18 to 29	30 to 39	40 to 49	50 to 59	60 plus		
Question - First ranked Preferred Prime Minister	Total	Unwgt N	1040	101	256	321	204	158	535	505	160	146	165	219	350	
		Wgt N	1000	100	248	300	200	152	485	515	197	163	187	189	265	
	Justin Trudeau	%	32.3													
	Andrew Scheer	%	19.2													
	Jagmeet Singh	%	12.2													
	Yves-François Blanchet	%	3.8													
	Elizabeth May	%	6.9													
	Maxime Bernier	%	2.5													
	Unsure	%	23.1													

Subscribers Only

For each of the following federal political party leaders, do you think they have or do not have the qualities to be a good political leader? [RANDOMIZE]

		Region						Gender			Age					
		Canada 2020-03- 13	Atlantic	Quebec	Ontario	Prairies	British Columbia	Male	Female	18 to 29	30 to 39	40 to 49	50 to 59	60 plus		
Question - Justin Trudeau	Total	Unwgt N	1040	101	256	321	204	158	535	505	160	146	165	219	350	
		Wgt N	1000	100	248	300	200	152	485	515	197	163	187	189	265	
	Have	%	47.3													
	Not have	%	39.9													
	Unsure	%	12.8													

Subscribers Only

Nanos conducted an RDD dual frame (land- and cell- lines) random telephone survey of 1,040 Canadians, 18 years of age or older. Four week rolling average (250 per week) ending March 17th, 2020. The margin of error this survey is ± 3.1 percentage points, 19 times out of 20.

www.nanos.co



Political Package – Tracking ending March 17th, 2020 – STAT SHEET

For each of the following federal political party leaders, do you think they have or do not have the qualities to be a good political leader? [RANDOMIZE]

			Region					Gender			Age				
			Canada 2020-03- 13	Atlantic	Quebec	Ontario	Prairies	British Columbia	Male	Female	18 to 29	30 to 39	40 to 49	50 to 59	60 plus
Question - Andrew Scheer	Total	Unwgt N	1040	101	256	321	204	158	535	505	160	146	165	219	350
		Wgt N	1000	100	248	300	200	152	485	515	197	163	187	189	265
	Have	%	25.8												
	Not have	%	55.2												
	Subscribers Only														
	Unsure	%	19.0												

Subscribers Only

For each of the following federal political party leaders, do you think they have or do not have the qualities to be a good political leader? [RANDOMIZE]

		Region							Gender		Age					
		Canada 2020-03- 13	Atlantic	Quebec	Ontario	Prairies	British Columbia	Male	Female	18 to 29	30 to 39	40 to 49	50 to 59	60 plus		
Question - Jagmeet Singh	Total	Unwgt N	1040	101	256	321	204	158	535	505	160	146	165	219	350	
		Wgt N	1000	100	248	300	200	152	485	515	197	163	187	189	265	
	Have	%	44.0													
	Not have	%	31.7													
	Unsure	%	24.2													

Subscribers Only

For each of the following federal political party leaders, do you think they have or do not have the qualities to be a good political leader? [RANDOMIZE]

			Region		Gender		Age				
			Canada 2020-03-13	Quebec	Male	Female	18 to 29	30 to 39	40 to 49	50 to 59	60 plus
Question - Yves-François Blanchet	Total	Unwgt N	256	256	140	116	30	40	46	57	83
		Wgt N	248	248	120	128	46	40	45	48	69
	Have	%	44.0								
	Not have	%	38.6								
	Unsure	%	17.4								

Subscribers Only

Nanos conducted an RDD dual frame (land- and cell- lines) random telephone survey of 1,040 Canadians, 18 years of age or older. Four week rolling average (250 per week) ending March 17th, 2020. The margin of error this survey is ± 3.1 percentage points, 19 times out of 20.

www.nanos.co



Political Package – Tracking ending March 17th, 2020 – STAT SHEET

For each of the following federal political party leaders, do you think they have or do not have the qualities to be a good political leader? [RANDOMIZE]

		Region							Gender			Age			
		Canada 2020-03- 13	Atlantic	Quebec	Ontario	Prairies	British Columbia	Male	Female	18 to 29	30 to 39	40 to 49	50 to 59	60 plus	
Question - Elizabeth May	Total	Unwgt N	1040	101	256	321	204	158	535	505	160	146	165	219	350
		Wgt N	1000	100	248	300	200	152	485	515	197	163	187	189	265
	Have	%	31.8												
	Not have	%	41.7												
	Unsure	%	26.5												

Subscribers Only

For each of the following federal political party leaders, do you think they have or do not have the qualities to be a good political leader? [RANDOMIZE]

		Region							Gender			Age				
		Canada 2020-03- 13	Atlantic	Quebec	Ontario	Prairies	British Columbia	Male	Female	18 to 29	30 to 39	40 to 49	50 to 59	60 plus		
Question - Maxime Bernier	Total	Unwgt N	1040	101	256	321	204	158	535	505	160	146	165	219	350	
		Wgt N	1000	100	248	300	200	152	485	515	197	163	187	189	265	
	Have	%	12.1													
	Not have	%	59.6													
	Unsure	%	28.3													

Subscribers Only

Nanos conducted an RDD dual frame (land- and cell- lines) random telephone survey of 1,040 Canadians, 18 years of age or older. Four week rolling average (250 per week) ending March 17th, 2020. The margin of error this survey is ± 3.1 percentage points, 19 times out of 20.

www.nanos.co