

# Over seven in ten Canadians say Indigenous blockades of rail lines are an unacceptable or somewhat unacceptable way to express their support for the Wet'suwet'en hereditary chiefs

National survey released March, 2020  
Project 2020-1600/1601



**CTV**  
**NEWS**

**THE  
GLOBE  
AND  
MAIL**

**NANOS**

# SUMMARY

Canadians are more likely to think the Trudeau Government has done a very poor or poor job at advancing reconciliation than a very good or good job

A majority of Canadians say Indigenous blockades of rail lines are an unacceptable or somewhat unacceptable way to express their support for the Wet'suwet'en hereditary chiefs. Canadians are most likely to say the federal government waited too long to remove the Indigenous blockades rather than not long enough or the right amount of time, and are more likely to think that the economic impact of rail blockades heightens the importance of reaching a resolution. Almost six in ten Canadians are pessimistic or somewhat pessimistic about the chances for meaningful reconciliation with Indigenous peoples in Canada and they are more likely to think the Trudeau Government has done a very poor job at advancing reconciliation than a very good job.

- **Canadians are more likely to think the Trudeau Government has done a very poor or poor job at advancing reconciliation than a very good or good job** – Nearly four in ten Canadians think that since 2015 when the Trudeau Liberal Government came to power it has done a poor (18%) or very poor job (20%) at advancing reconciliation with Indigenous peoples in Canada, while 33 per cent say it has done an average job. Just over one in four Canadians say they Trudeau Government has done a very good (three per cent) or good job (22%) at advancing reconciliation. Three per cent are unsure. Residents of the Prairies are the most likely to say the Trudeau government has done a very poor (35%) or poor job (21%).
- **Nearly six in ten Canadians are pessimistic or somewhat pessimistic about the chances for meaningful reconciliation with Indigenous peoples in Canada** – A majority of Canadians say they are pessimistic (24%) or somewhat pessimistic (32%) when it comes to the chances of a meaningful reconciliation with Indigenous peoples in Canada, just under four in ten are optimistic (eight per cent) or somewhat optimistic (31%). Five per cent are unsure. Residents of the Prairies are more likely to say they are pessimistic (38%) or somewhat pessimistic (29%) than residents of British Columbia (19% pessimistic; 30% somewhat pessimistic) and Atlantic Canada (21% pessimistic; 26% somewhat pessimistic).
- **Canadians are most likely to say the federal government waited too long to remove the Indigenous blockades** – Over one in two Canadians (55%) say the federal government waited too long to remove the Indigenous blockades that have sprung up across Canada in solidarity with Wet'suwet'en hereditary chiefs in B.C. who dispute a pipeline project on their territory, while 26 per cent say they waited the right amount of time, and eight per cent say they did not wait long enough. Eleven per cent are unsure. Residents of the Prairies were more likely to say they waited too long (69%) compared to Canadians overall (55%).

# SUMMARY

A majority of Canadians say Indigenous blockades of rail lines are a not acceptable or somewhat not acceptable way to express their support for the Wet'suwet'en hereditary chiefs

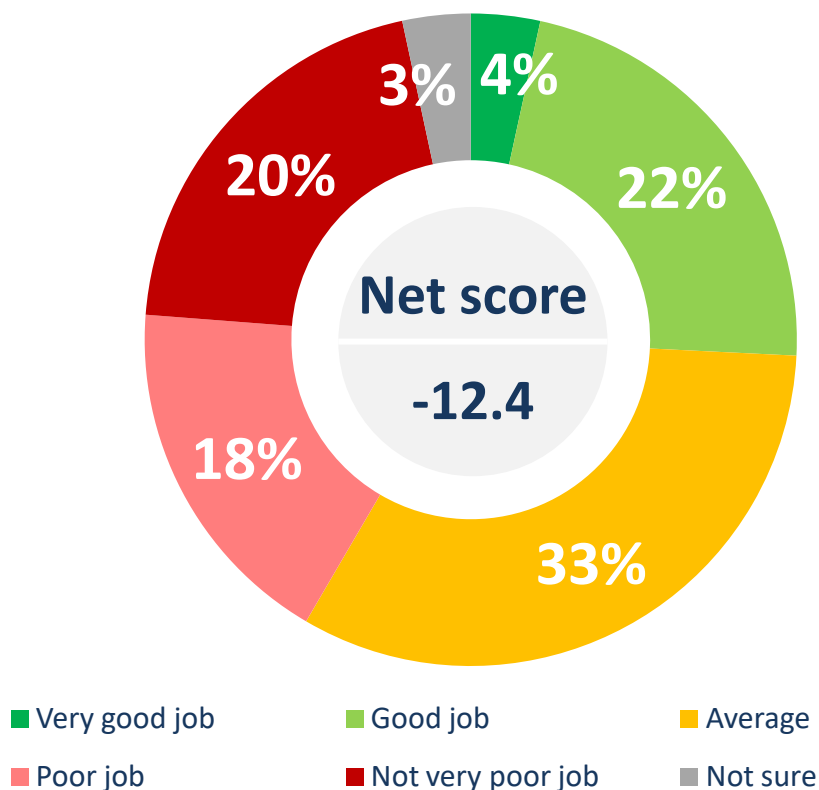
- **A majority of Canadians say Indigenous blockades of rail lines are a not acceptable or somewhat not acceptable way to express their support for the Wet'suwet'en hereditary chiefs** – More than seven in ten Canadians say that Indigenous groups continuing to use blockades of rail lines and highways to show their support for BC's Wet'suwet'en First Nation hereditary chiefs is not acceptable (57%) or somewhat not acceptable (16%) as a way of showing support. Just under one in four say this is acceptable (11%) or somewhat acceptable (13%), while two per cent are unsure. Residents of the Prairies were most likely to say this is not acceptable (69%), compared to the rest of Canada (57%).
- **Canadians are more likely to say the government should proceed with the pipeline based on existing agreements** – Fifty per cent of Canadians say the government should proceed based on the existing agreements for the pipeline despite opposition from the hereditary chiefs, while 39 per cent say the government should restart negotiations to address the concerns of the hereditary chiefs. Twelve per cent are not sure. Quebec residents were more likely to say the government should restart negotiations (48%) than the other provinces/regions.
- **Canadians more often say the economic impact of rail blockades heightens the importance of reaching a resolution** – Asked which opinion best reflects their view given the rail blockades have created shortages of essential products like propane for heating and foodstuffs in various areas of the country, more than half of Canadians (53%) say the economic impact heightens the importance of reaching a resolution through meaningful dialogue and negotiation, while 42 per cent say the economic impact requires immediate forceful intervention by police at blockades. Five per cent are unsure. Quebec residents were most likely to say the economic impact heightens the importance of reaching a resolution (62%), while residents of the Prairies were most likely to say the impact requires immediate forceful intervention (55%).

Nanos conducted an RDD dual frame (land- and cell-lines) hybrid telephone and online random survey of 1,008 Canadians, 18 years of age or older, between February 29<sup>th</sup> to March 3<sup>rd</sup>, 2020 as part of an omnibus survey. Participants were randomly recruited by telephone using live agents and administered a survey online. The sample included both land- and cell-lines across Canada.

The margin of error for this survey is  $\pm 3.1$  percentage points, 19 times out of 20.

This study was commissioned by CTV News and Globe and Mail and the research was conducted by Nanos Research.

# Trudeau Government advancing reconciliation



|                          | Poor/ Very poor |
|--------------------------|-----------------|
| Atlantic (n=100)         | 33.9%           |
| Quebec (n=248)           | 34.0%           |
| Ontario (n=314)          | 35.6%           |
| Prairies (n=195)         | 56.2%           |
| British Columbia (n=151) | 30.5%           |
| Male (n=518)             | 44.2%           |
| Female (n=490)           | 32.4%           |
| 18 to 34 (n=318)         | 31.4%           |
| 35 to 54 (n=306)         | 39.6%           |
| 55 plus (n=384)          | 41.8%           |

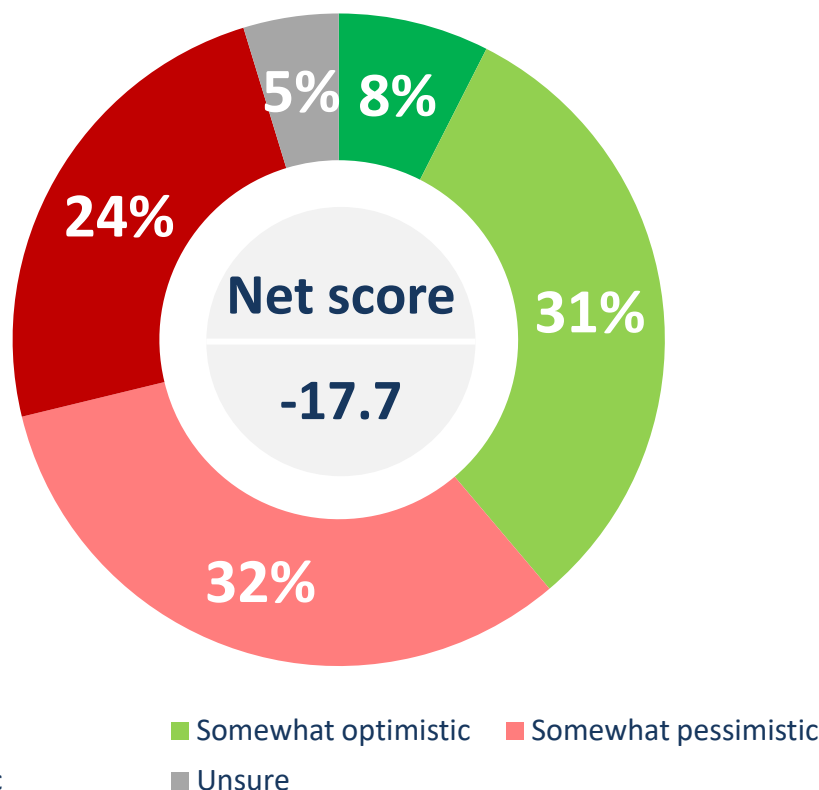
\*Weighted to the true population proportion.

\*Charts may not add up to 100 due to rounding.

**QUESTION** – Since 2015 when the Trudeau Liberal Government came to power, do you think it has done a very good, good, average, poor or very poor job at advancing reconciliation with Indigenous peoples in Canada?



# Potential for meaningful reconciliation with Indigenous Canadians



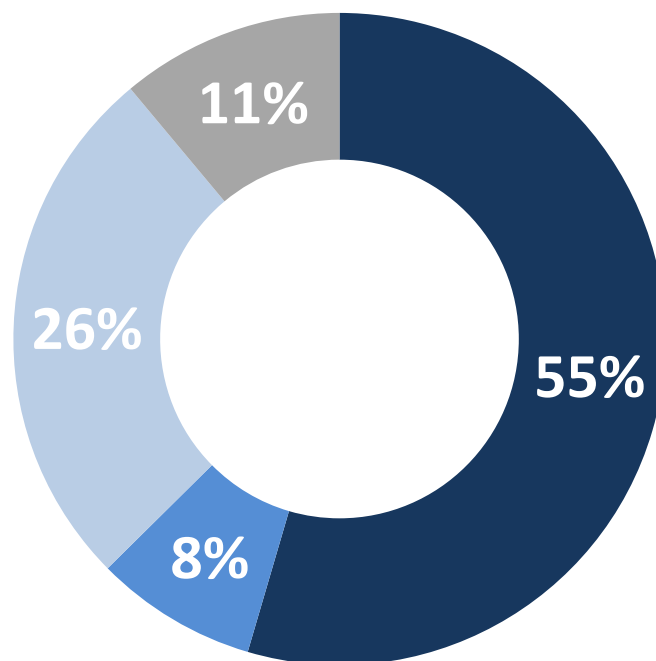
|                          | Pessimistic/<br>Somewhat<br>pessimistic |
|--------------------------|---|
| Atlantic (n=100)         | 47.2%                                   |
| Quebec (n=248)           | 50.7%                                   |
| Ontario (n=314)          | 59.1%                                   |
| Prairies (n=195)         | 66.6%                                   |
| British Columbia (n=151) | 49.5%                                   |
| Male (n=518)             | 62.0%                                   |
| Female (n=490)           | 51.1%                                   |
| 18 to 34 (n=318)         | 55.4%                                   |
| 35 to 54 (n=306)         | 55.3%                                   |
| 55 plus (n=384)          | 58.2%                                   |

\*Weighted to the true population proportion.

\*Charts may not add up to 100 due to rounding.

**QUESTION** – Are you optimistic, somewhat optimistic, somewhat pessimistic, or pessimistic when it comes to the chances of a meaningful reconciliation with Indigenous peoples in Canada?

# Views on length of time government took to remove Indigenous blockades



■ Too long ■ Not long enough ■ The right amount of time ■ Unsure

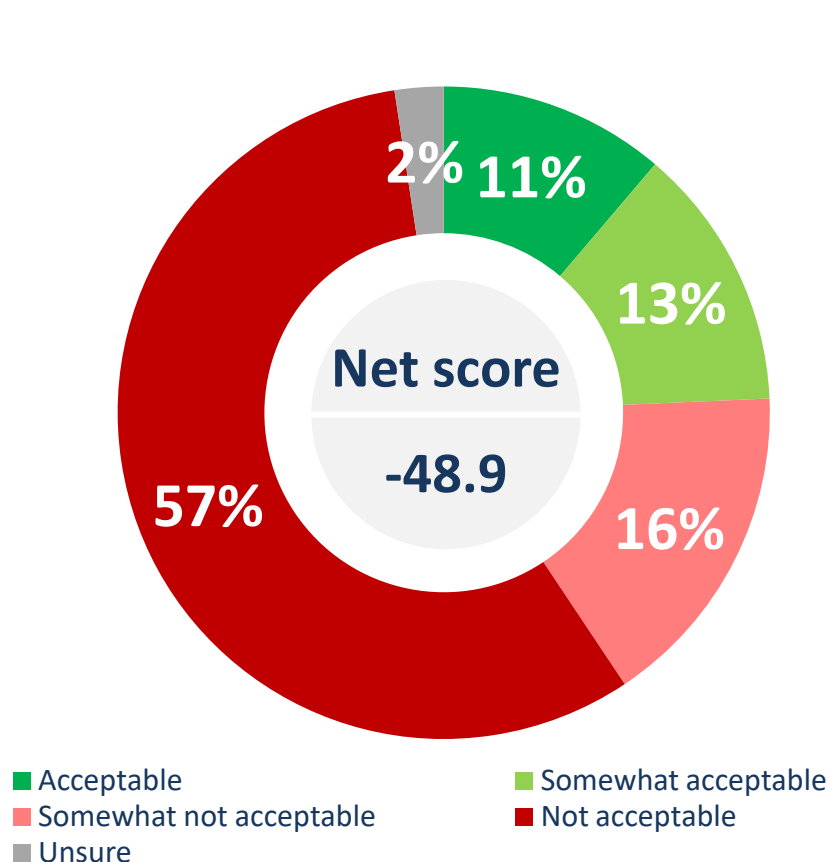
|                          | Too long |
|--------------------------|----------|
| Atlantic (n=100)         | 48.8%    |
| Quebec (n=248)           | 53.2%    |
| Ontario (n=314)          | 50.9%    |
| Prairies (n=195)         | 69.0%    |
| British Columbia (n=151) | 50.4%    |
| Male (n=518)             | 65.2%    |
| Female (n=490)           | 44.3%    |
| 18 to 34 (n=318)         | 46.5%    |
| 35 to 54 (n=306)         | 59.6%    |
| 55 plus (n=384)          | 55.8%    |

\*Weighted to the true population proportion.

\*Charts may not add up to 100 due to rounding.

**QUESTION** – As you may know, Indigenous blockades have sprung up across Canada in solidarity with Wet’suwet’en hereditary chiefs in B.C. who dispute a pipeline project on their territory. The federal government waited three weeks before insisting that the blockades come down. Do you think the government waited too long to remove the blockage, not long enough or the right amount of time?

# Acceptability of Indigenous groups' blockades



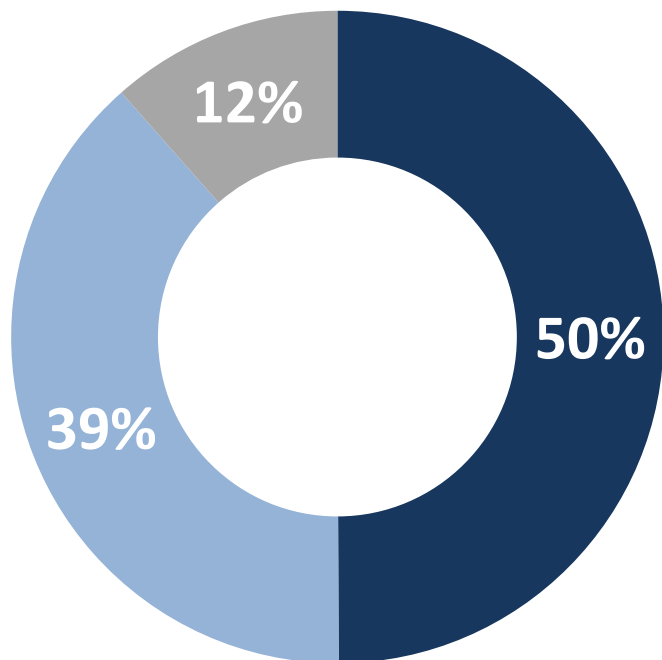
|                          | Not acceptable/<br>Somewhat not acceptable |
|--------------------------|--|
| Atlantic (n=100)         | 71.2%                                      |
| Quebec (n=248)           | 68.7%                                      |
| Ontario (n=314)          | 72.9%                                      |
| Prairies (n=195)         | 80.5%                                      |
| British Columbia (n=151) | 73.4%                                      |
| Male (n=518)             | 79.2%                                      |
| Female (n=490)           | 67.6%                                      |
| 18 to 34 (n=318)         | 56.3%                                      |
| 35 to 54 (n=306)         | 76.1%                                      |
| 55 plus (n=384)          | 82.8%                                      |

\*Weighted to the true population proportion.

\*Charts may not add up to 100 due to rounding.

**QUESTION** – Indigenous groups have vowed to continue to use blockades of rail lines and highways to show their support for BC's Wet'suwet'en First Nation hereditary chiefs. Is this an acceptable, somewhat acceptable, somewhat not acceptable or not acceptable way to express their support for the Wet'suwet'en hereditary chiefs and their opposition to the pipeline through their territory?

# Views on keeping or renegotiating agreements related to the BC pipeline



■ The government should proceed based on the existing agreements

■ The government should restart negotiations to address the concerns of the hereditary chiefs

■ Not sure

**QUESTION** – Tribal band councils representing the lands where the pipeline will travel have signed agreements to allow the pipeline but hereditary chiefs oppose these agreements. Which of the following is closer to your own view?

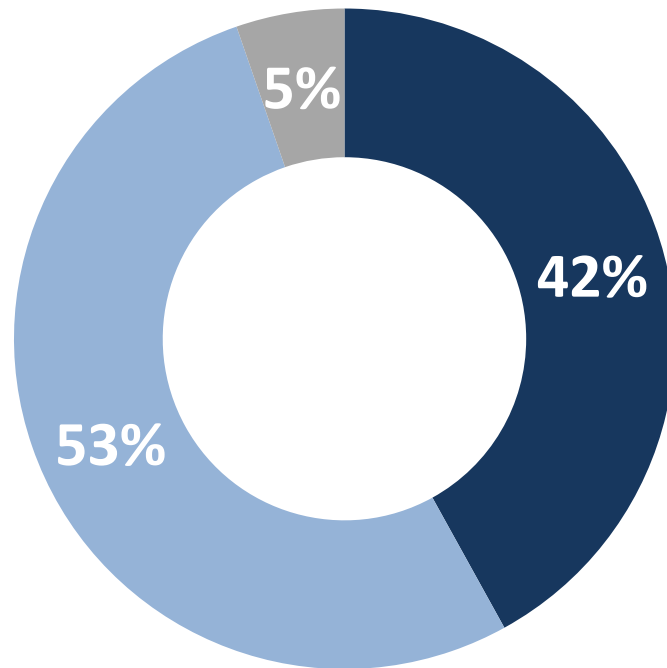
|                          | Proceed on existing agreements |
|--------------------------|--------------------------------|
| Atlantic (n=100)         | 52.8%                          |
| Quebec (n=248)           | 39.4%                          |
| Ontario (n=314)          | 47.8%                          |
| Prairies (n=195)         | 62.8%                          |
| British Columbia (n=151) | 55.6%                          |
| Male (n=518)             | 61.1%                          |
| Female (n=490)           | 39.3%                          |
| 18 to 34 (n=318)         | 41.6%                          |
| 35 to 54 (n=306)         | 51.4%                          |
| 55 plus (n=384)          | 54.6%                          |

\*Weighted to the true population proportion.

\*Charts may not add up to 100 due to rounding.



# Views on the economic impact of blockades



- The economic impact requires immediate forceful intervention by police at blockades
- The economic impact heightens the importance of reaching a resolution through meaningful dialogue and negotiation
- Not sure

## Economic impact heightens the importance of reaching a resolution

|                          |       |
|--------------------------|-------|
| Atlantic (n=100)         | 51.0% |
| Quebec (n=248)           | 62.4% |
| Ontario (n=314)          | 54.0% |
| Prairies (n=195)         | 37.9% |
| British Columbia (n=151) | 53.5% |
| Male (n=518)             | 45.1% |
| Female (n=490)           | 60.0% |
| 18 to 34 (n=318)         | 58.5% |
| 35 to 54 (n=306)         | 51.3% |
| 55 plus (n=384)          | 49.9% |

\*Weighted to the true population proportion.

\*Charts may not add up to 100 due to rounding.

**QUESTION** – The rail blockades have created shortages of essential products like propane for heating and foodstuffs in various areas of the country. Which of the following is closer to your own view?

Source: Nanos Research, RDD dual frame hybrid telephone and online random survey, February 29<sup>th</sup>, to March 3<sup>rd</sup>, 2020, n=1008, accurate 3.1 percentage points plus or minus, 19 times out of 20.



Nanos conducted an RDD dual frame (land- and cell-lines) hybrid telephone and online random survey of 1,008 Canadians, 18 years of age or older, between February 29<sup>th</sup> to March 3<sup>rd</sup>, 2020 as part of an omnibus survey. Participants were randomly recruited by telephone using live agents and administered a survey online. The sample included both land- and cell-lines across Canada. The results were statistically checked and weighted by age and gender using the latest Census information and the sample is geographically stratified to be representative of Canada.

Individuals randomly called using random digit dialling with a maximum of five call backs.

The margin of error for this survey is  $\pm 3.1$  percentage points, 19 times out of 20.

This study was commissioned by CTV News and Globe and Mail and the research was conducted by Nanos Research.

Note: Charts may not add up to 100 due to rounding.

# TECHNICAL NOTE



| Element                          | Description  |
|----------------------------------|--|
| Research sponsor                 | CTV News/Globe and Mail  |
| Population and Final Sample Size | 1008 Randomly selected individuals.  |
| Source of Sample                 | Dynata   |
| Type of Sample                   | Probability  |
| Margin of Error                  | ±3.1 percentage points, 19 times out of 20.  |
| Mode of Survey                   | RDD dual frame (land- and cell-lines) hybrid telephone and online omnibus survey   |
| Sampling Method Base             | The sample included both land- and cell-lines RDD (Random Digit Dialed) across Canada.   |
| Demographics (Captured)          | Atlantic Canada, Quebec, Ontario, Prairies, British Columbia; Men and Women; 18 years and older. Six digit postal code was used to validate geography.   |
| Fieldwork/Validation             | Individuals were recruited using live interviews with live supervision to validate work, the research questions were administered online   |
| Number of Calls                  | Maximum of five call backs.  |
| Time of Calls                    | Individuals were called between 12-5:30 pm and 6:30-9:30pm local time for the respondent.  |
| Field Dates                      | February 29 <sup>th</sup> to March 3 <sup>rd</sup> , 2020.   |
| Language of Survey               | The survey was conducted in both English and French.   |
| Standards                        | Nanos Research is a member of the Canadian Research Insights Council (CRIC) and confirms that this research fully complies with all CRIC Standards including the CRIC Public Opinion Research Standards and Disclosure Requirements. <a href="https://canadianresearchinsightscouncil.ca/standards/">https://canadianresearchinsightscouncil.ca/standards/</a> |

| Element                           | Description  |
|-----------------------------------|--|
| Weighting of Data                 | The results were weighted by age and gender using the latest Census information (2016) and the sample is geographically stratified to ensure a distribution across all regions of Canada. See tables for full weighting disclosure                       |
| Screening                         | Screening ensured potential respondents did not work in the market research industry, in the advertising industry, in the media or a political party prior to administering the survey to ensure the integrity of the data.                              |
| Excluded Demographics             | Individuals younger than 18 years old; individuals without land or cell lines, and individuals without internet access could not participate.  |
| Stratification                    | By age and gender using the latest Census information (2016) and the sample is geographically stratified to be representative of Canada. Smaller areas such as Atlantic Canada were marginally oversampled to allow for a minimum regional sample.       |
| Estimated Response Rate           | 11 percent, consistent with industry norms.  |
| Question Order                    | Question order in the preceding report reflects the order in which they appeared in the original questionnaire.  |
| Question Content                  | This was module one of an omnibus survey.  |
| Question Wording                  | The questions in the preceding report are written exactly as they were asked to individuals.   |
| Research/Data Collection Supplier | Nanos Research   |
| Contact                           | Contact Nanos Research for more information or with any concerns or questions. <a href="http://www.nanos.co">http://www.nanos.co</a><br>Telephone:(613) 234-4666 ext. 237<br>Email: <a href="mailto:info@nanosresearch.com">info@nanosresearch.com</a> . |

# ABOUT NANOS



As one of North America's premier market and public opinion research firms, we put strategic intelligence into the hands of decision makers. The majority of our work is for private sector and public facing organizations and ranges from market studies, managing reputation through to leveraging data intelligence. Nanos Research offers a vertically integrated full service quantitative and qualitative research practice to attain the highest standards and the greatest control over the research process.

[www.nanos.co](http://www.nanos.co)

nanos dimap analytika



This international joint venture between [dimap](http://dimap) and [Nanos](http://Nanos) brings together top research and data experts from North American and Europe to deliver exceptional data intelligence to clients. The team offers data intelligence services ranging from demographic and sentiment microtargeting; consumer sentiment identification and decision conversion; and, data analytics and profiling for consumer persuasion.

[www.nanosdimap.com](http://www.nanosdimap.com)

NANOS RUTHERFORD McKAY & Co.

NRM is an affiliate of Nanos Research and Rutherford McKay Associates. Our service offerings are based on decades of professional experience and extensive research and include public acceptance and engagement, communications audits, and narrative development. [www.nrmpublicaffairs.com](http://www.nrmpublicaffairs.com)



# TABULATIONS

THE  
GLOBE  
AND  
MAIL

News

NANOS



## 2020-1600 – CTV/ Globe/ Nanos Survey – Indigenous - STAT SHEET

Our next few questions are about Indigenous peoples in Canada.

|  |               |         | Region            |          |        |         |          |                     | Gender |        | Age         |             |            |
|--|---------------|---------|-------------------|----------|--------|---------|----------|---------------------|--------|--------|-------------|-------------|------------|
|  |               |         | Canada<br>2020-03 | Atlantic | Quebec | Ontario | Prairies | British<br>Columbia | Male   | Female | 18 to<br>34 | 35 to<br>54 | 55<br>plus |
| Question - Since 2015 when the Trudeau Liberal Government came to power, do you think it has done a very good, good, average, poor or very poor job at advancing reconciliation with Indigenous peoples in Canada? | Total         | Unwgt N | 1008              | 100      | 248    | 314     | 195      | 151                 | 518    | 490    | 318         | 306         | 384        |
|  |               | Wgt N   | 1000              | 67       | 233    | 384     | 183      | 133                 | 490    | 510    | 273         | 341         | 386        |
|  | Very good job | %       | 3.4               | 2.9      | 3.0    | 4.5     | 0.3      | 5.5                 | 2.7    | 4.1    | 2.6         | 3.4         | 4.0        |
|  | Good job      | %       | 22.4              | 26.6     | 24.8   | 24.6    | 11.3     | 24.7                | 17.0   | 27.5   | 23.1        | 20.5        | 23.5       |
|  | Average job   | %       | 32.6              | 29.9     | 35.3   | 33.4    | 27.1     | 34.7                | 32.5   | 32.8   | 37.7        | 33.8        | 28.0       |
|  | Poor job      | %       | 17.8              | 21.0     | 19.1   | 16.3    | 21.0     | 13.9                | 17.7   | 17.9   | 15.1        | 18.1        | 19.5       |
|  | Very poor job | %       | 20.4              | 12.9     | 14.9   | 19.3    | 35.2     | 16.6                | 26.5   | 14.5   | 16.3        | 21.5        | 22.3       |
|  | Not sure      | %       | 3.4               | 6.7      | 3.0    | 1.8     | 5.1      | 4.5                 | 3.5    | 3.2    | 5.1         | 2.7         | 2.7        |

|   |                      | Region            |          |        |         |          |                     |      | Gender |             | Age         |            |      |
|---|----------------------|-------------------|----------|--------|---------|----------|---------------------|------|--------|-------------|-------------|------------|------|
|   |                      | Canada<br>2020-03 | Atlantic | Quebec | Ontario | Prairies | British<br>Columbia | Male | Female | 18 to<br>34 | 35 to<br>54 | 55<br>plus |      |
| Question - Are you optimistic, somewhat optimistic, somewhat pessimistic, or pessimistic when it comes to the chances of a meaningful reconciliation with Indigenous peoples in Canada? | Total                | Unwgt N           | 1008     | 100    | 248     | 314      | 195                 | 151  | 518    | 490         | 318         | 306        | 384  |
|   |                      | Wgt N             | 1000     | 67     | 233     | 384      | 183                 | 133  | 490    | 510         | 273         | 341        | 386  |
|   | Optimistic           | %                 | 7.5      | 6.9    | 6.1     | 8.8      | 3.3                 | 12.3 | 6.0    | 8.9         | 6.9         | 6.1        | 9.1  |
|   | Somewhat optimistic  | %                 | 31.3     | 38.3   | 38.0    | 29.4     | 23.1                | 33.0 | 28.7   | 33.9        | 29.8        | 35.5       | 28.8 |
|   | Somewhat pessimistic | %                 | 32.4     | 26.2   | 37.1    | 32.9     | 29.0                | 30.3 | 31.3   | 33.4        | 33.5        | 30.5       | 33.2 |
|   | Pessimistic          | %                 | 24.1     | 21.0   | 13.6    | 26.2     | 37.6                | 19.2 | 30.7   | 17.7        | 21.9        | 24.8       | 25.0 |
|   | Not sure             | %                 | 4.7      | 7.5    | 5.2     | 2.7      | 7.1                 | 5.2  | 3.3    | 6.1         | 7.8         | 3.1        | 3.9  |

## 2020-1600 – CTV/ Globe/ Nanos Survey – Indigenous - STAT SHEET

|  |                          |         | Region            |          |        |         |          |                     | Gender |        | Age         |             |            |
|--|--------------------------|---------|-------------------|----------|--------|---------|----------|---------------------|--------|--------|-------------|-------------|------------|
|  |                          |         | Canada<br>2020-03 | Atlantic | Quebec | Ontario | Prairies | British<br>Columbia | Male   | Female | 18 to<br>34 | 35 to<br>54 | 55<br>plus |
| Question - As you may know, Indigenous blockades have sprung up across Canada in solidarity with Wet’suwet’en hereditary chiefs in B.C. who dispute a pipeline project on their territory. The federal government waited three weeks before insisting that the blockades come down. Do you think the government waited too long to remove the blockage, not long enough or the right amount of time? | Total                    | Unwgt N | 1008              | 100      | 248    | 314     | 195      | 151                 | 518    | 490    | 318         | 306         | 384        |
|  |                          | Wgt N   | 1000              | 67       | 233    | 384     | 183      | 133                 | 490    | 510    | 273         | 341         | 386        |
|  | Too long                 | %       | 54.5              | 48.8     | 53.2   | 50.9    | 69.0     | 50.4                | 65.2   | 44.3   | 46.5        | 59.6        | 55.8       |
|  | Not long enough          | %       | 8.0               | 1.7      | 8.1    | 8.8     | 7.5      | 9.6                 | 5.3    | 10.7   | 15.2        | 5.8         | 5.0        |
|  | The right amount of time | %       | 26.3              | 28.9     | 29.4   | 27.9    | 16.3     | 29.2                | 21.9   | 30.6   | 22.1        | 25.0        | 30.5       |
|  | Unsure                   | %       | 11.1              | 20.5     | 9.4    | 12.4    | 7.3      | 10.8                | 7.6    | 14.4   | 16.3        | 9.6         | 8.7        |

|   |                         |         | Region            |          |        |         |          | Gender              |      | Age    |             |             |            |
|---|-------------------------|---------|-------------------|----------|--------|---------|----------|---------------------|------|--------|-------------|-------------|------------|
|   |                         |         | Canada<br>2020-03 | Atlantic | Quebec | Ontario | Prairies | British<br>Columbia | Male | Female | 18 to<br>34 | 35 to<br>54 | 55<br>plus |
| Question - Indigenous groups have vowed to continue to use blockades of rail lines and highways to show their support for BC's Wet'suwet'en First Nation hereditary chiefs. Is this an acceptable, somewhat acceptable, somewhat not acceptable or not acceptable way to express their support for the Wet'suwet'en hereditary chiefs and their opposition to the pipeline through their territory? | Total                   | Unwgt N | 1008              | 100      | 248    | 314     | 195      | 151                 | 518  | 490    | 318         | 306         | 384        |
|   |                         | Wgt N   | 1000              | 67       | 233    | 384     | 183      | 133                 | 490  | 510    | 273         | 341         | 386        |
|   | Acceptable              | %       | 11.2              | 7.3      | 10.8   | 12.1    | 11.9     | 10.4                | 7.2  | 15.1   | 20.5        | 9.4         | 6.3        |
|   | Somewhat acceptable     | %       | 13.1              | 16.9     | 16.9   | 13.2    | 6.4      | 13.2                | 11.8 | 14.4   | 19.1        | 12.5        | 9.3        |
|   | Somewhat not acceptable | %       | 16.3              | 14.8     | 20.5   | 16.9    | 12.0     | 14.1                | 14.5 | 18.1   | 13.8        | 15.5        | 18.9       |
|   | Not acceptable          | %       | 56.9              | 56.4     | 48.2   | 56.0    | 68.5     | 59.3                | 64.7 | 49.5   | 42.5        | 60.6        | 63.9       |
|   | Not sure                | %       | 2.4               | 4.7      | 3.6    | 1.7     | 1.1      | 3.0                 | 1.8  | 3.0    | 4.2         | 1.9         | 1.6        |

Nanos conducted an RDD dual frame (land- and cell- lines) hybrid telephone and online random survey of 1,008 Canadians, 18 years of age or older, between February 29<sup>th</sup> and March 3<sup>rd</sup>, 2020. The margin of error for this survey is ±3.1 percentage points, 19 times out of 20.

[www.nanos.co](http://www.nanos.co)

## 2020-1600 – CTV/ Globe/ Nanos Survey – Indigenous - STAT SHEET

|  |   |         | Region            |          |        |         |          |                     | Gender |        | Age         |             |            |
|--|---|---------|-------------------|----------|--------|---------|----------|---------------------|--------|--------|-------------|-------------|------------|
|  |   |         | Canada<br>2020-03 | Atlantic | Quebec | Ontario | Prairies | British<br>Columbia | Male   | Female | 18 to<br>34 | 35 to<br>54 | 55<br>plus |
| Question - As you may know there are tribal band councils who are elected and hereditary chiefs. They are both leaders of indigenous peoples. Tribal band councils representing the lands where the pipeline will travel have signed agreements to allow the pipeline but hereditary chiefs oppose these agreements. Which of the following is closer to your own view? [ROTATE] | Total   | Unwgt N | 1008              | 100      | 248    | 314     | 195      | 151                 | 518    | 490    | 318         | 306         | 384        |
|  |   | Wgt N   | 1000              | 67       | 233    | 384     | 183      | 133                 | 490    | 510    | 273         | 341         | 386        |
|  | The government should proceed based on the existing agreements                              | %       | 49.9              | 52.8     | 39.4   | 47.8    | 62.8     | 55.6                | 61.1   | 39.3   | 41.6        | 51.4        | 54.6       |
|  | The government should restart negotiations to address the concerns of the hereditary chiefs | %       | 38.5              | 34.0     | 48.4   | 38.9    | 30.2     | 34.2                | 27.3   | 49.3   | 47.0        | 34.9        | 35.8       |
|  | Not sure  | %       | 11.5              | 13.2     | 12.2   | 13.4    | 7.1      | 10.2                | 11.6   | 11.4   | 11.4        | 13.7        | 9.6        |

|   |   |         | Region            |          |        |         |          |                     | Gender |        | Age         |             |            |
|---|---|---------|-------------------|----------|--------|---------|----------|---------------------|--------|--------|-------------|-------------|------------|
|   |   |         | Canada<br>2020-03 | Atlantic | Quebec | Ontario | Prairies | British<br>Columbia | Male   | Female | 18 to<br>34 | 35 to<br>54 | 55<br>plus |
| Question - The rail blockades have created shortages of essential products like propane for heating and foodstuffs in various areas of the country. Which of the following is closer to your own view? [ROTATE] | Total   | Unwgt N | 1008              | 100      | 248    | 314     | 195      | 151                 | 518    | 490    | 318         | 306         | 384        |
|   |   | Wgt N   | 1000              | 67       | 233    | 384     | 183      | 133                 | 490    | 510    | 273         | 341         | 386        |
|   | The economic impact requires immediate forceful intervention by police at blockades                               | %       | 42.0              | 44.6     | 32.8   | 41.2    | 55.3     | 40.6                | 51.7   | 32.6   | 37.2        | 43.0        | 44.4       |
|   | The economic impact heightens the importance of reaching a resolution through meaningful dialogue and negotiation | %       | 52.7              | 51.0     | 62.4   | 54.0    | 37.9     | 53.5                | 45.1   | 60.0   | 58.5        | 51.3        | 49.9       |
|   | Not sure  | %       | 5.3               | 4.4      | 4.7    | 4.9     | 6.8      | 5.9                 | 3.2    | 7.3    | 4.3         | 5.7         | 5.7        |

Nanos conducted an RDD dual frame (land- and cell- lines) hybrid telephone and online random survey of 1,008 Canadians, 18 years of age or older, between February 29<sup>th</sup> and March 3<sup>rd</sup>, 2020. The margin of error for this survey is  $\pm 3.1$  percentage points, 19 times out of 20.

[www.nanos.co](http://www.nanos.co)