

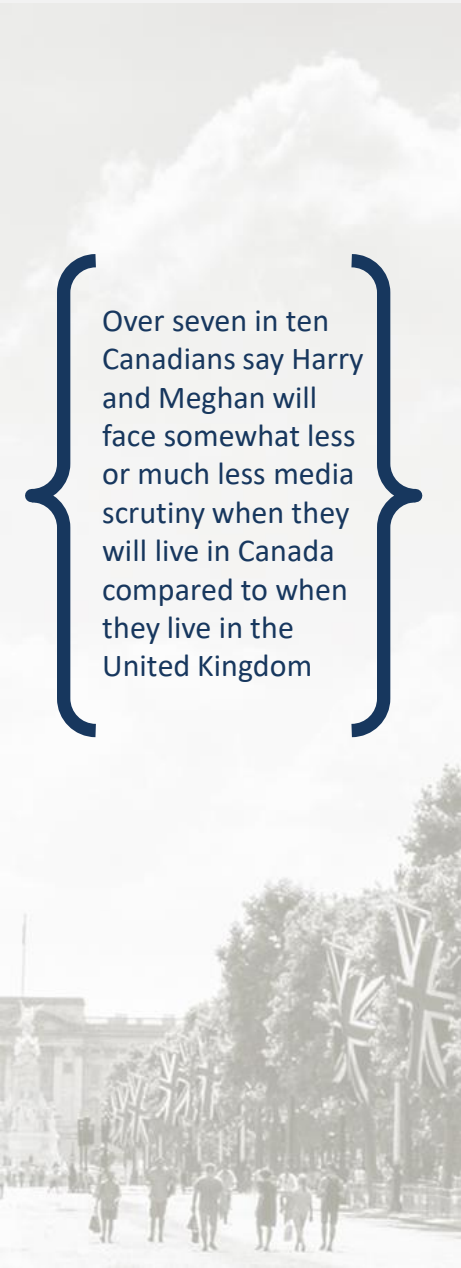
Majority say Canadians will respect the privacy of Harry and Meghan more than people from the United Kingdom; think Canadian taxpayers should not have to pay for security costs for Harry and Meghan

National survey released January, 2020
Project 2020-1569



CTV
NEWS

NANOS
SURVEY

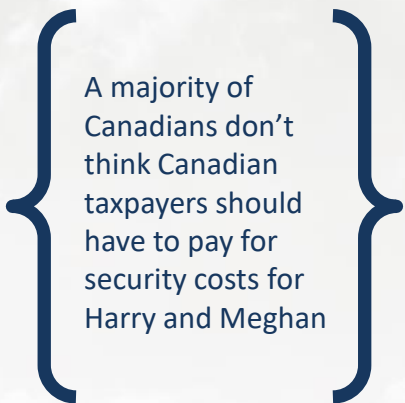
A background image of a street lined with trees and flags, with people walking in the distance.

Over seven in ten Canadians say Harry and Meghan will face somewhat less or much less media scrutiny when they will live in Canada compared to when they live in the United Kingdom

A majority support or somewhat support Canada maintaining its ties with the Royal Family and say that Queen Elizabeth the Second did a very good or good job at handling the decision by Harry and Meghan to step back from their royal duties, and a majority do not think Canadian taxpayers should have to pay for security costs for Harry and Meghan.

Close to seven in ten Canadians believe Harry and Meghan will face less media scrutiny while they live in Canada compared to the United Kingdom and say that Canadians will respect the privacy of Harry and Meghan more than people in the United Kingdom.

- **A majority of Canadians support or somewhat support Canada maintaining its ties with the Royal Family** – Six in ten Canadians support (32%) or somewhat support (28%) Canada maintaining its ties with the Royal Family through Canada's status as a constitutional monarchy, while over one in three oppose (20%) or somewhat oppose (15%) this. Five per cent are unsure. Quebecers are more likely to oppose (39%) or somewhat oppose this (21%), compared to other provinces.
- **Six in ten Canadians say Queen Elizabeth the Second did a very good or good job at handling the decision by Prince Harry and Meghan to step back from their royal duties** – Asked how good of a job Queen Elizabeth the Second did at handling the decision by Prince Harry and Meghan to step back from their royal duties, six in ten Canadians say a very good (21%) or good job (40%). Fifteen per cent say she did an average job and one in ten say she did a poor (six per cent) or very poor job (three per cent). Fifteen per cent are unsure.
- **A majority of Canadians say Harry and Meghan will face somewhat less or much less media scrutiny living in Canada compared to the United Kingdom** – Just over seven in ten Canadians say that when Harry and Meghan are living in Canada, they will face somewhat less (40%) or much less (31%) media scrutiny as they would in the United Kingdom, while just under two in ten say they will face more (eight per cent) or somewhat more media scrutiny (10%). Nine per cent say they will face the same amount of media scrutiny, and three per cent are unsure. Quebecers are twice as likely to say Harry and Meghan will face more (16%) or somewhat more (21%) media scrutiny in Canada than Canadians overall.

A large blue curly bracket on the left side of the page frames the text. The background of the left side of the page is a faded image of a street scene with people walking and trees.

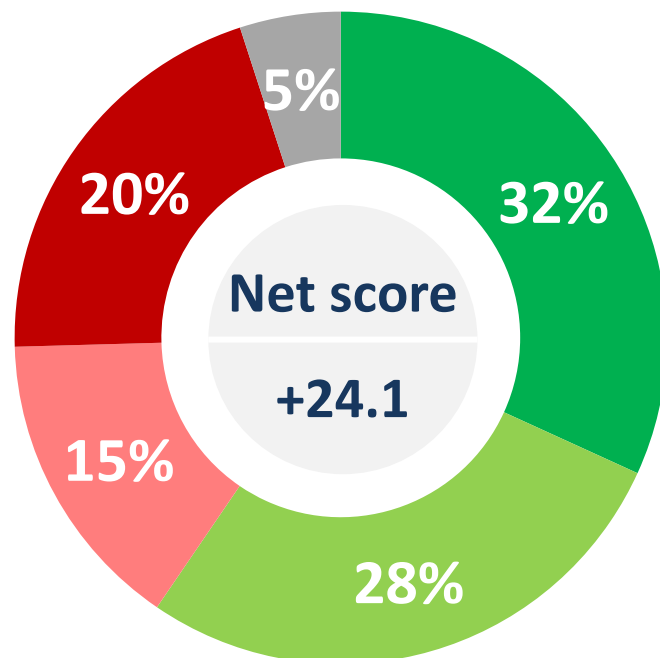
A majority of Canadians don't think Canadian taxpayers should have to pay for security costs for Harry and Meghan

- **A majority of Canadians say Canadians will respect the privacy of Harry and Meghan more than people in the United Kingdom** – Nearly seven in ten (68%) Canadians say they think Canadians will respect the privacy of Harry and Meghan more than people in the United Kingdom, while nearly one in four (23%) say they think Canadians will show the same respect. Four per cent say they think Canadians will respect the privacy of Harry and Meghan less than people in the United Kingdom. Five per cent are unsure.
- **Over three in four Canadians do not think Canadian taxpayers should have to pay for security costs for Harry and Meghan** – Asked which statement is closest to their view, over three in four (77%) Canadians say they do not think Canadian taxpayers should have to pay for security costs since Harry and Meghan are not here as representatives of the Queen, while under one in five (19%) say they are okay with Canadian taxpayers carrying part of the security costs for Harry and Meghan when they are in Canada. Four per cent are unsure. Quebecers were most likely to say they do not think Canadian taxpayers should have to pay for security costs (85%), while those from British Columbia were less likely (67%) to say so.

Nanos conducted an RDD dual frame (land- and cell-lines) hybrid telephone and online random survey of 1,003 Canadians, 18 years of age or older, between January 27th and 29th, 2020 as part of an omnibus survey. The margin of error for a random survey of 1,003 Canadians is ± 3.1 percentage points, 19 times out of 20.

This study was commissioned by CTV News and the research was conducted by Nanos Research.

Support for Canada maintaining ties with the Royal Family



■ Support ■ Somewhat support ■ Somewhat oppose ■ Oppose ■ Unsure

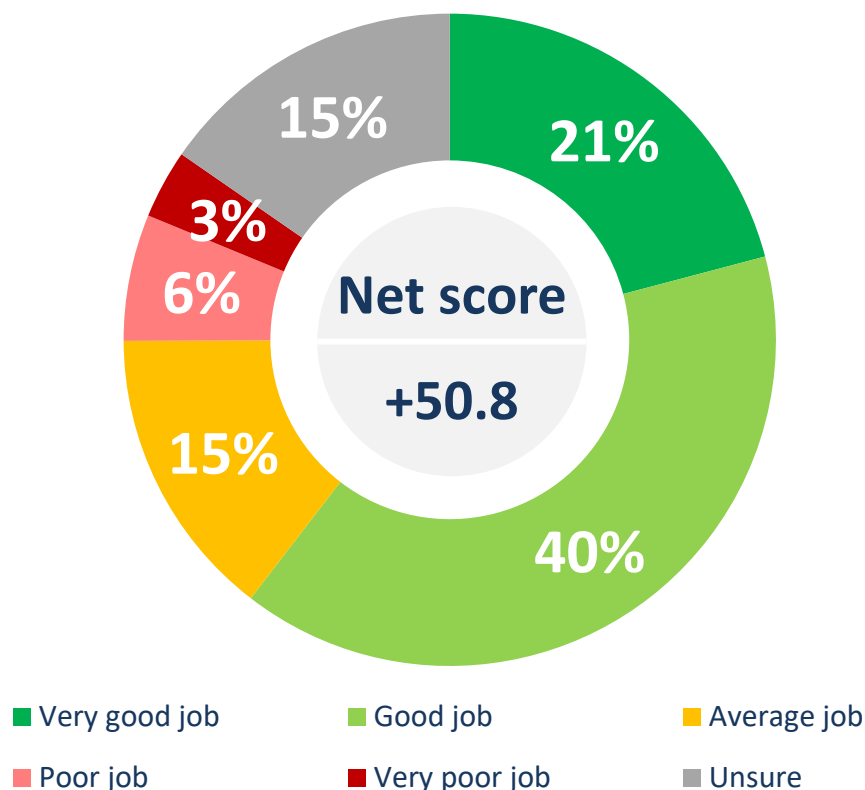
	Support/ somewhat support
Atlantic (n=110)	72.9%
Quebec (n=207)	31.1%
Ontario (n=309)	68.4%
Prairies (n=216)	65.7%
British Columbia (n=161)	68.4%
Male (n=529)	53.7%
Female (n=474)	65.1%
18 to 34 (n=327)	55.2%
35 to 54 (n=396)	58.3%
55 plus (n=280)	63.7%

*Weighted to the true population proportion.

*Charts may not add up to 100 due to rounding.

QUESTION – Do you support, somewhat support, somewhat oppose or oppose Canada maintaining its ties with the Royal Family through Canada's status as a constitutional monarchy?

Queen Elizabeth's handling of Harry and Meghan deciding to step back from royal duties

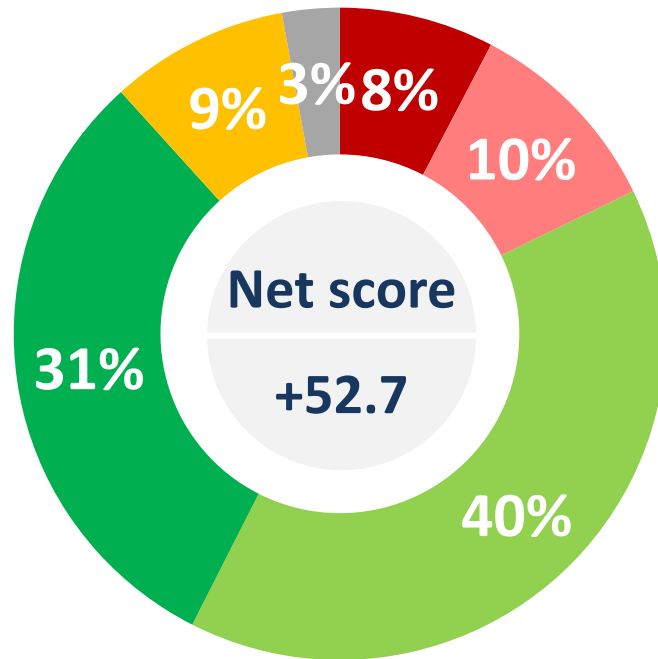


	Very good/ good job
Atlantic (n=110)	60.4%
Quebec (n=207)	57.9%
Ontario (n=309)	63.2%
Prairies (n=216)	56.8%
British Columbia (n=161)	62.0%
Male (n=529)	56.5%
Female (n=474)	64.2%
18 to 34 (n=327)	52.6%
35 to 54 (n=396)	58.1%
55 plus (n=280)	68.1%

*Weighted to the true population proportion.
*Charts may not add up to 100 due to rounding.

QUESTION – As you may have heard, Prince Harry, the grandson of Queen Elizabeth the Second and his wife Meghan have decided to step back from royal duties, renounce their royal titles, financially support themselves and live in Canada. Did Queen Elizabeth the Second, do a very good, good, average, poor or very poor job at handling the decision by Harry and Meghan to step back from their royal duties?

Media scrutiny in Canada versus the United Kingdom



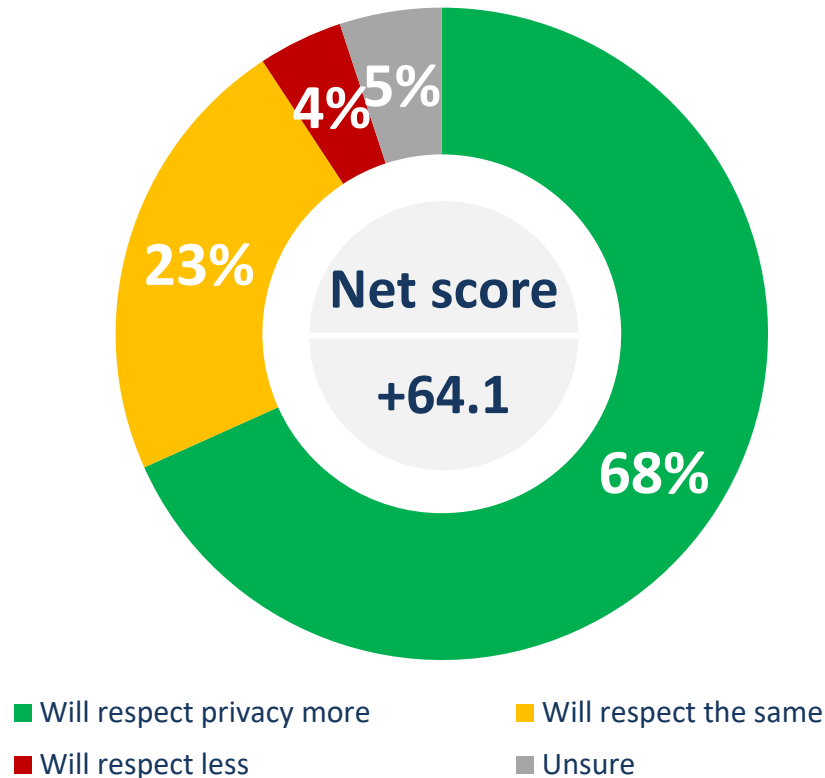
- More media scrutiny
- Somewhat less media scrutiny
- Same amount of media scrutiny
- Somewhat more media scrutiny
- Much less media scrutiny
- Unsure

	Much less/somewhat less media scrutiny
Atlantic (n=110)	75.8%
Quebec (n=207)	50.0%
Ontario (n=309)	79.1%
Prairies (n=216)	75.7%
British Columbia (n=161)	71.5%
Male (n=529)	70.4%
Female (n=474)	70.5%
18 to 34 (n=327)	66.4%
35 to 54 (n=396)	72.1%
55 plus (n=280)	71.9%

*Weighted to the true population proportion.
*Charts may not add up to 100 due to rounding.

QUESTION – Do you think when Harry and Meghan are living in Canada, they will face more media scrutiny, somewhat more media scrutiny, somewhat less media scrutiny, much less media scrutiny or will it be the same media scrutiny as in the United Kingdom?

Canadians respecting the privacy of Harry and Meghan



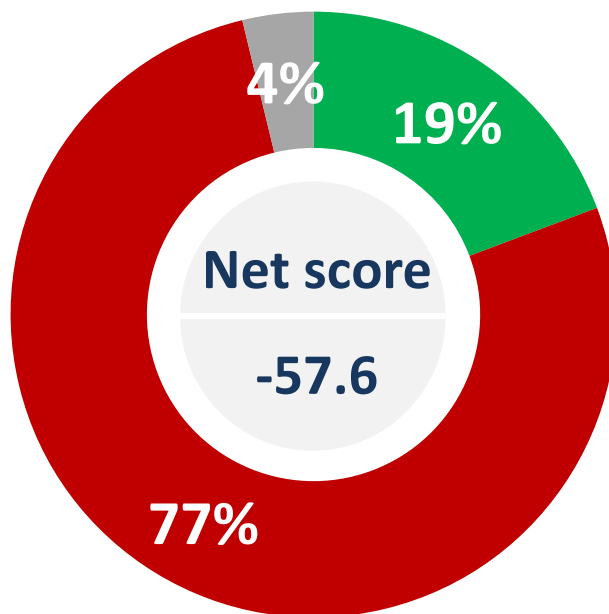
	Will respect privacy more
Atlantic (n=110)	75.4%
Quebec (n=207)	61.1%
Ontario (n=309)	68.4%
Prairies (n=216)	70.4%
British Columbia (n=161)	73.9%
Male (n=529)	65.0%
Female (n=474)	71.4%
18 to 34 (n=327)	62.7%
35 to 54 (n=396)	71.1%
55 plus (n=280)	69.8%

*Weighted to the true population proportion.

*Charts may not add up to 100 due to rounding.

QUESTION – Do you think Canadians will respect the privacy of Harry and Meghan more, the same or less than people in the United Kingdom?

Security costs for Harry and Meghan



- I am okay with Canadian taxpayers carrying part of the security costs for Harry and Meghan when they are in Canada
- I don't think Canadian taxpayers should have to pay for security costs since Harry and Meghan are not here as representatives of the Queen
- Unsure

Canadians should not have to pay for security costs

Atlantic (n=110)	77.5%
Quebec (n=207)	85.3%
Ontario (n=309)	78.8%
Prairies (n=216)	69.6%
British Columbia (n=161)	66.7%
Male (n=529)	74.4%
Female (n=474)	79.3%
18 to 34 (n=327)	78.9%
35 to 54 (n=396)	77.1%
55 plus (n=280)	75.4%

*Weighted to the true population proportion.

*Charts may not add up to 100 due to rounding.

QUESTION – As a member of the Commonwealth Canada may be called upon to provide some degree of personal security for members of the royal family. When it comes to Harry and Meghan, which of the following is closer to your view? [ROTATE]



Nanos conducted an RDD dual frame (land- and cell-lines) hybrid telephone and online random survey of 1,000 Canadians, 18 years of age or older, between January 27th and 29th, 2020 as part of an omnibus survey. Participants were randomly recruited by telephone using live agents and administered a survey online. The sample included both land- and cell-lines across Canada. The results were statistically checked and weighted by age and gender using the latest Census information and the sample is geographically stratified to be representative of Canada.

Individuals randomly called using random digit dialling with a maximum of five call backs.

The margin of error for this survey is ± 3.1 percentage points, 19 times out of 20.

This study was commissioned by CTV News and the research was conducted by Nanos Research.

Note: Charts may not add up to 100 due to rounding.

TECHNICAL NOTE

Element	Description
Research sponsor	CTV News
Population and Final Sample Size	1,003 Randomly selected individuals.
Source of Sample	Dynata
Type of Sample	Probability
Margin of Error	±3.1 percentage points, 19 times out of 20.
Mode of Survey	RDD dual frame (land- and cell-lines) hybrid telephone and online omnibus survey
Sampling Method Base	The sample included both land- and cell-lines RDD (Random Digit Dialed) across Canada.
Demographics (Captured)	Atlantic Canada, Quebec, Ontario, Prairies, British Columbia; Men and Women; 18 years and older. Six digit postal code was used to validate geography.
Fieldwork/Validation	Individuals were recruited using live interviews with live supervision to validate work, the research questions were administered online
Number of Calls	Maximum of five call backs.
Time of Calls	Individuals were called between 12-5:30 pm and 6:30-9:30pm local time for the respondent.
Field Dates	January 27 th and 29 th , 2020.
Language of Survey	The survey was conducted in both English and French.
Standards	Nanos Research is a member of the Canadian Research Insights Council (CRIC) and confirms that this research fully complies with all CRIC Standards including the CRIC Public Opinion Research Standards and Disclosure Requirements. https://canadianresearchinsightscouncil.ca/standards/

Element	Description
Weighting of Data	The results were weighted by age and gender using the latest Census information (2016) and the sample is geographically stratified to ensure a distribution across all regions of Canada. See tables for full weighting disclosure
Screening	Screening ensured potential respondents did not work in the market research industry, in the advertising industry, in the media or a political party prior to administering the survey to ensure the integrity of the data.
Excluded Demographics	Individuals younger than 18 years old; individuals without land or cell lines, and individuals without internet access could not participate.
Stratification	By age and gender using the latest Census information (2016) and the sample is geographically stratified to be representative of Canada. Smaller areas such as Atlantic Canada were marginally oversampled to allow for a minimum regional sample.
Estimated Response Rate	Nine percent, consistent with industry norms.
Question Order	Question order in the preceding report reflects the order in which they appeared in the original questionnaire.
Question Content	This was module one of an omnibus survey.
Question Wording	The questions in the preceding report are written exactly as they were asked to individuals.
Research/Data Collection Supplier	Nanos Research
Contact	Contact Nanos Research for more information or with any concerns or questions. http://www.nanos.co Telephone:(613) 234-4666 ext. 237 Email: info@nanosresearch.com .



nanos dimap analytika



NANOS RUTHERFORD McKAY & Co.

As one of North America's premier market and public opinion research firms, we put strategic intelligence into the hands of decision makers. The majority of our work is for private sector and public facing organizations and ranges from market studies, managing reputation through to leveraging data intelligence. Nanos Research offers a vertically integrated full service quantitative and qualitative research practice to attain the highest standards and the greatest control over the research process.

www.nanos.co

This international joint venture between [dimap](http://www.dimap.com) and [Nanos](http://www.nanos.co) brings together top research and data experts from North American and Europe to deliver exceptional data intelligence to clients. The team offers data intelligence services ranging from demographic and sentiment microtargeting; consumer sentiment identification and decision conversion; and, data analytics and profiling for consumer persuasion.

www.nanosdimap.com

NRM is an affiliate of Nanos Research and Rutherford McKay Associates. Our service offerings are based on decades of professional experience and extensive research and include public acceptance and engagement, communications audits, and narrative development. www.nrmpublicaffairs.com

TABULATIONS

CTV
NEWS

n NANOS



2020-1569 – CTV/Nanos Survey - STAT SHEET

			Region						Gender		Age		
			Canada 2020-01	Atlantic	Quebec	Ontario	Prairies	British Columbia	Male	Female	18 to 34	35 to 54	55 plus
Question - Our next few questions are about the Royal Family that includes Queen Elizabeth the Second and her children. Do you support, somewhat support, somewhat oppose or oppose Canada maintaining its ties with the Royal Family through Canada's status as a constitutional monarchy?	Total	Unwgt N	1003	110	207	309	216	161	529	474	327	396	280
		Wgt N	1000	67	233	384	183	133	490	510	273	341	386
	Support	%	31.8	35.0	10.0	39.4	36.5	40.1	29.0	34.5	25.7	27.6	39.9
	Somewhat support	%	27.7	37.9	21.1	29.0	29.2	28.3	24.7	30.6	29.5	30.7	23.8
	Somewhat oppose	%	15.0	11.3	20.6	13.6	13.2	13.9	15.7	14.4	16.2	14.8	14.4
	Oppose	%	20.4	11.0	38.7	14.7	17.2	14.1	27.5	13.7	21.8	21.0	19.0
	Unsure	%	5.0	4.7	9.5	3.3	3.9	3.6	3.2	6.8	6.9	5.9	2.9

Nanos conducted an RDD dual frame (land- and cell- lines) hybrid telephone and online random survey of 1,003 Canadians, 18 years of age or older, between January 27th and 29th, 2020. The margin of error for this survey is ± 3.1 percentage points, 19 times out of 20.

www.nanos.co

2020-1569 – CTV/Nanos Survey - STAT SHEET

			Region						Gender		Age		
			Canada 2020-01	Atlantic	Quebec	Ontario	Prairies	British Columbia	Male	Female	18 to 34	35 to 54	55 plus
Question - As you may have heard, Prince Harry, the grandson of Queen Elizabeth the Second and his wife Meghan have decided to step back from royal duties, renounce their royal titles, financially support themselves and live in Canada. Did Queen Elizabeth the Second, do a very good, good, average, poor or very poor job at handling the decision by Harry and Meghan to step back from their royal duties?	Total	Unwgt N	1003	110	207	309	216	161	529	474	327	396	280
		Wgt N	1000	67	233	384	183	133	490	510	273	341	386
	Very good job	%	20.9	27.6	16.9	22.1	20.4	21.7	20.3	21.4	13.6	19.9	26.9
	Good job	%	39.6	32.8	41.0	41.1	36.4	40.3	36.2	42.8	39.0	38.2	41.2
	Average job	%	14.5	12.1	14.5	14.7	14.5	15.1	16.4	12.7	12.3	18.4	12.6
	Poor job	%	6.3	9.0	6.9	6.1	5.3	5.7	5.9	6.6	5.8	7.4	5.6
	Very poor job	%	3.4	4.8	2.0	4.2	3.9	2.0	3.7	3.1	3.9	2.0	4.3
	Unsure	%	15.4	13.7	18.7	11.7	19.6	15.3	17.4	13.4	25.4	14.1	9.4

Nanos conducted an RDD dual frame (land- and cell- lines) hybrid telephone and online random survey of 1,003 Canadians, 18 years of age or older, between January 27th and 29th, 2020. The margin of error for this survey is ± 3.1 percentage points, 19 times out of 20.

www.nanos.co

2020-1569 – CTV/Nanos Survey - STAT SHEET

			Region						Gender		Age		
			Canada 2020-01	Atlantic	Quebec	Ontario	Prairies	British Columbia	Male	Female	18 to 34	35 to 54	55 plus
Question - Do you think when Harry and Meghan are living in Canada, they will face more media scrutiny, somewhat more media scrutiny, somewhat less media scrutiny, much less media scrutiny or will it be the same media scrutiny as in the United Kingdom?	Total	Unwgt N	1003	110	207	309	216	161	529	474	327	396	280
		Wgt N	1000	67	233	384	183	133	490	510	273	341	386
	More media scrutiny	%	7.7	2.6	15.6	6.6	5.9	1.7	7.1	8.2	8.8	7.8	6.7
	Somewhat more media scrutiny	%	10.1	10.6	20.9	5.1	6.5	10.5	9.3	10.9	13.1	9.2	8.8
	Somewhat less media scrutiny	%	39.7	33.1	31.8	44.6	40.1	41.8	36.1	43.1	37.0	39.2	42.0
	Much less media scrutiny	%	30.8	42.7	18.2	34.5	35.6	29.7	34.3	27.4	29.4	32.9	29.9
	Same amount of media scrutiny	%	8.9	8.7	10.1	7.3	8.5	11.7	9.9	7.9	8.1	7.3	10.8
	Unsure	%	2.9	2.2	3.4	1.8	3.4	4.6	3.2	2.5	3.6	3.5	1.7

Nanos conducted an RDD dual frame (land- and cell- lines) hybrid telephone and online random survey of 1,003 Canadians, 18 years of age or older, between January 27th and 29th, 2020. The margin of error for this survey is ± 3.1 percentage points, 19 times out of 20.

www.nanos.co

2020-1569 – CTV/Nanos Survey - STAT SHEET

			Region						Gender		Age		
			Canada 2020-01	Atlantic	Quebec	Ontario	Prairies	British Columbia	Male	Female	18 to 34	35 to 54	55 plus
Question - Do you think Canadians will respect the privacy of Harry and Meghan more, the same or less than people in the United Kingdom?	Total	Unwgt N	1003	110	207	309	216	161	529	474	327	396	280
		Wgt N	1000	67	233	384	183	133	490	510	273	341	386
	Will respect privacy more	%	68.3	75.4	61.1	68.4	70.4	73.9	65.0	71.4	62.7	71.1	69.8
	Will respect the same	%	22.5	18.2	28.0	22.2	19.4	20.0	24.0	21.0	24.3	21.8	21.8
	Will respect less	%	4.2	2.7	5.7	4.4	4.2	1.6	4.7	3.7	6.9	2.4	3.9
	Unsure	%	5.1	3.7	5.1	5.0	6.1	4.5	6.2	3.9	6.1	4.8	4.6

Nanos conducted an RDD dual frame (land- and cell- lines) hybrid telephone and online random survey of 1,003 Canadians, 18 years of age or older, between January 27th and 29th, 2020. The margin of error for this survey is ± 3.1 percentage points, 19 times out of 20.

www.nanos.co

2020-1569 – CTV/Nanos Survey - STAT SHEET

			Region						Gender		Age		
			Canada 2020-01	Atlantic	Quebec	Ontario	Prairies	British Columbia	Male	Female	18 to 34	35 to 54	55 plus
Question - As a member of the Commonwealth Canada may be called upon to provide some degree of personal security for members of the royal family. When it comes to Harry and Meghan, which of the following is closer to your view? [ROTATE]	Total	Unwgt N	1003	110	207	309	216	161	529	474	327	396	280
		Wgt N	1000	67	233	384	183	133	490	510	273	341	386
	I am okay with Canadian taxpayers carrying part of the security costs for Harry and Meghan when they are in Canada	%	19.3	14.0	13.1	18.3	24.7	28.1	22.8	15.9	16.2	20.1	20.8
	I don't think Canadian taxpayers should have to pay for security costs since Harry and Meghan are not here as representatives of the Queen	%	76.9	77.5	85.3	78.8	69.6	66.7	74.4	79.3	78.9	77.1	75.4
	Unsure	%	3.8	8.5	1.6	2.9	5.7	5.2	2.7	4.8	4.9	2.9	3.8

Nanos conducted an RDD dual frame (land- and cell- lines) hybrid telephone and online random survey of 1,003 Canadians, 18 years of age or older, between January 27th and 29th, 2020. The margin of error for this survey is ±3.1 percentage points, 19 times out of 20.

www.nanos.co