

Support is not strong for Alberta opting out of the CPP and RCMP

National survey released January, 2020

Project 2019-1553



THE GLOBE AND MAIL 



NANOS SURVEY

Although support is weak for both propositions by Alberta Premier Kenney of the province exiting federal initiatives such as the RCMP and CPP (Canada Pension Plan), there is less intensity of opposition both among Canadians and residents of the Prairies to Alberta replacing the RCMP than to Alberta replacing the CPP. Residents of the Prairies are more likely to oppose than to support both Alberta opting out of the CPP and Alberta opting out of the RCMP.

At least one in two residents of the Prairies oppose or somewhat oppose opting out of the CPP and RCMP, respectively

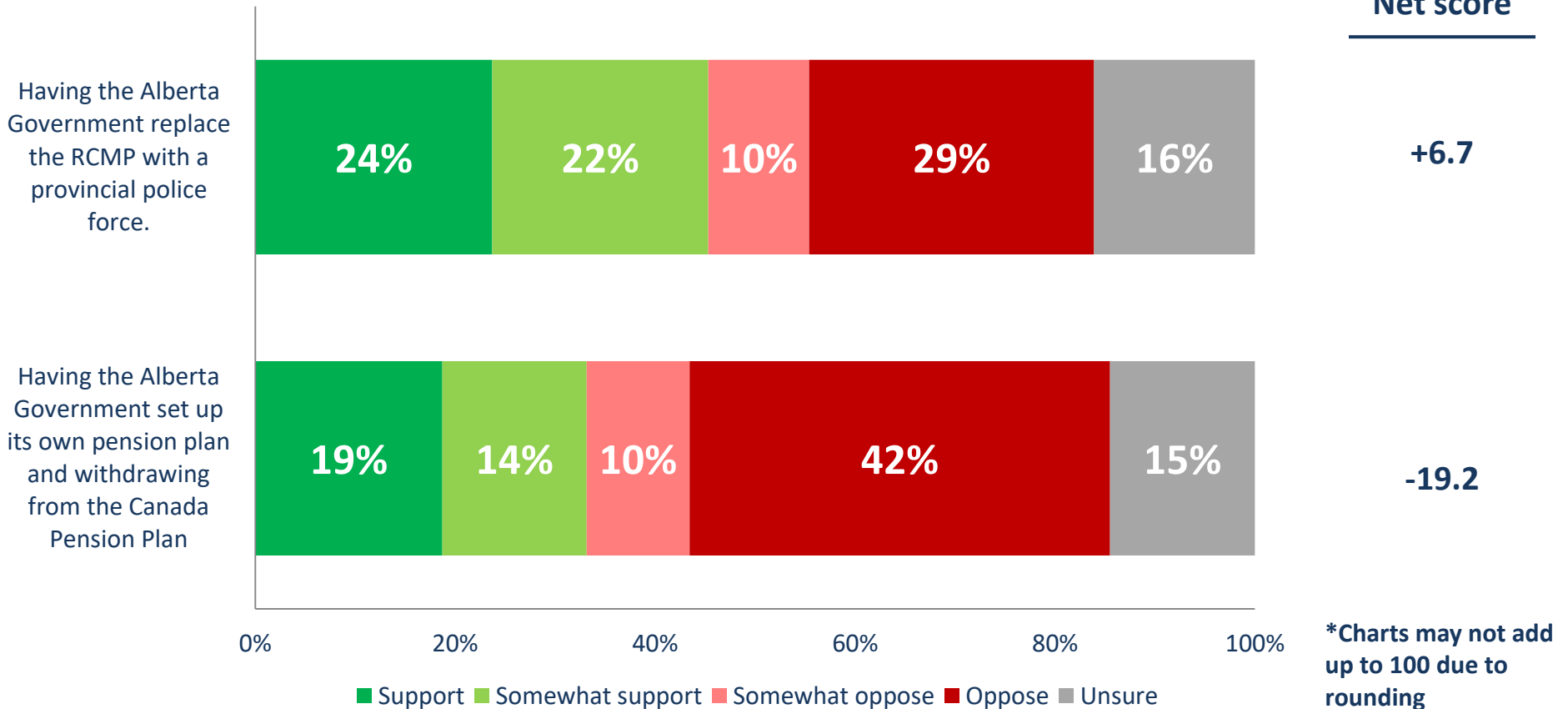
- **Just over half of Canadians oppose or somewhat oppose Alberta opting out of the CPP** – Just over one in two Canadians oppose (42%) or somewhat oppose (10%) having the Alberta Government set up its own pension plan and withdrawing from the Canada Pension Plan, while 19 per cent support and 14 per cent somewhat support this. Fifteen per cent are unsure. Intensity of opposition is stronger among residents of the Atlantic (61% oppose and lower in Quebec (22% oppose). Residents of the Prairies are more likely to oppose (46% oppose, nine per cent somewhat oppose) than to support (22% support, 15% somewhat support).
- **Canadians are split over Alberta opting out of the RCMP** – Over two in five Canadians support (24%) or somewhat support (22%) having the Alberta Government replace the RCMP with a provincial police force, while 29 per cent oppose and 10 per cent somewhat oppose this. Sixteen per cent are unsure. Intensity of opposition is lower in Quebec (16% oppose). Residents of the Prairies are more likely to oppose (39% oppose, 11 per cent somewhat oppose) than to support (20% support, 19% somewhat support).

These observations are based on an RDD dual frame (land- and cell-lines) hybrid telephone and online random survey of 1,010 Canadians, 18 years of age or older, between December 22nd to 29th, 2019 as part of an omnibus survey. The margin of error for this survey is ± 3.1 percentage points, 19 times out of 20.

This study was commissioned by the Globe and Mail and the research was conducted by Nanos Research.

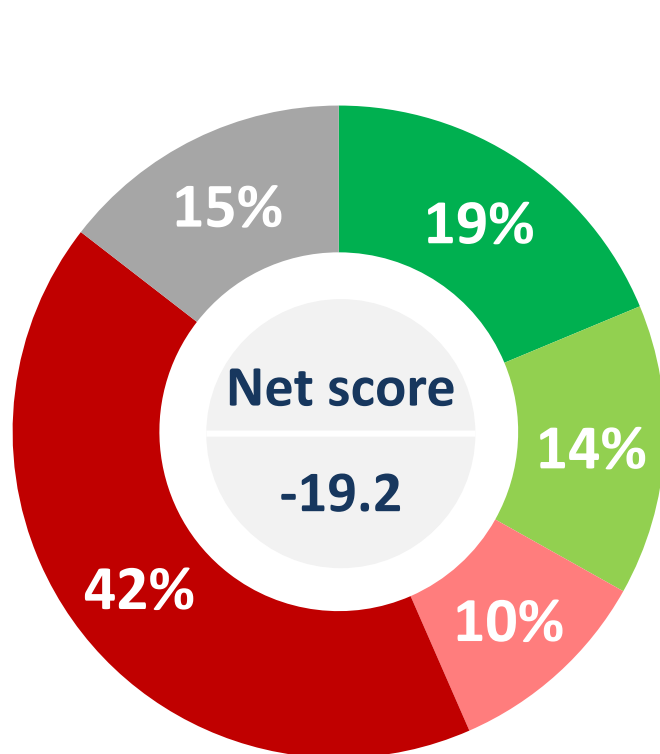
Support towards Alberta exiting federal initiatives

Net score



QUESTION – As you may have heard, Alberta Premier Kenney has floated the idea of the province exiting from some federal initiatives. Would you support, somewhat support, somewhat oppose or oppose allowing the Alberta government to do each of the following? [ROTATE]

Alberta Government withdrawing from the Canadian Pension Plan



■ Support ■ Somewhat support ■ Somewhat oppose ■ Oppose ■ Unsure

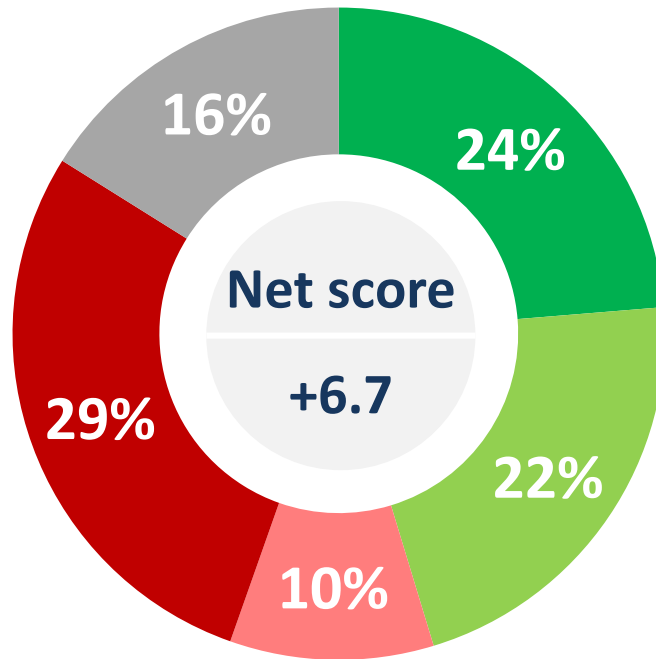
	Oppose/ somewhat oppose
Atlantic (n=100)	69.7%
Quebec (n=246)	35.4%
Ontario (n=312)	57.1%
Prairies (n=213)	55.2%
British Columbia (n=139)	55.7%
Male (n=501)	48.9%
Female (n=509)	55.6%
18 to 34 (n=266)	52.0%
35 to 54 (n=365)	48.2%
55 plus (n=379)	56.2%

*Weighted to the true population proportion.
*Charts may not add up to 100 due to rounding.

QUESTION – As you may have heard, Alberta Premier Kenney has floated the idea of the province exiting from some federal initiatives. Would you support, somewhat support, somewhat oppose or oppose allowing the Alberta government to do each of the following? [ROTATE]

Having the Alberta Government set up its own pension plan and withdrawing from the Canada Pension Plan

Alberta Government replacing the RCMP with a provincial police force



Support/
somewhat
support

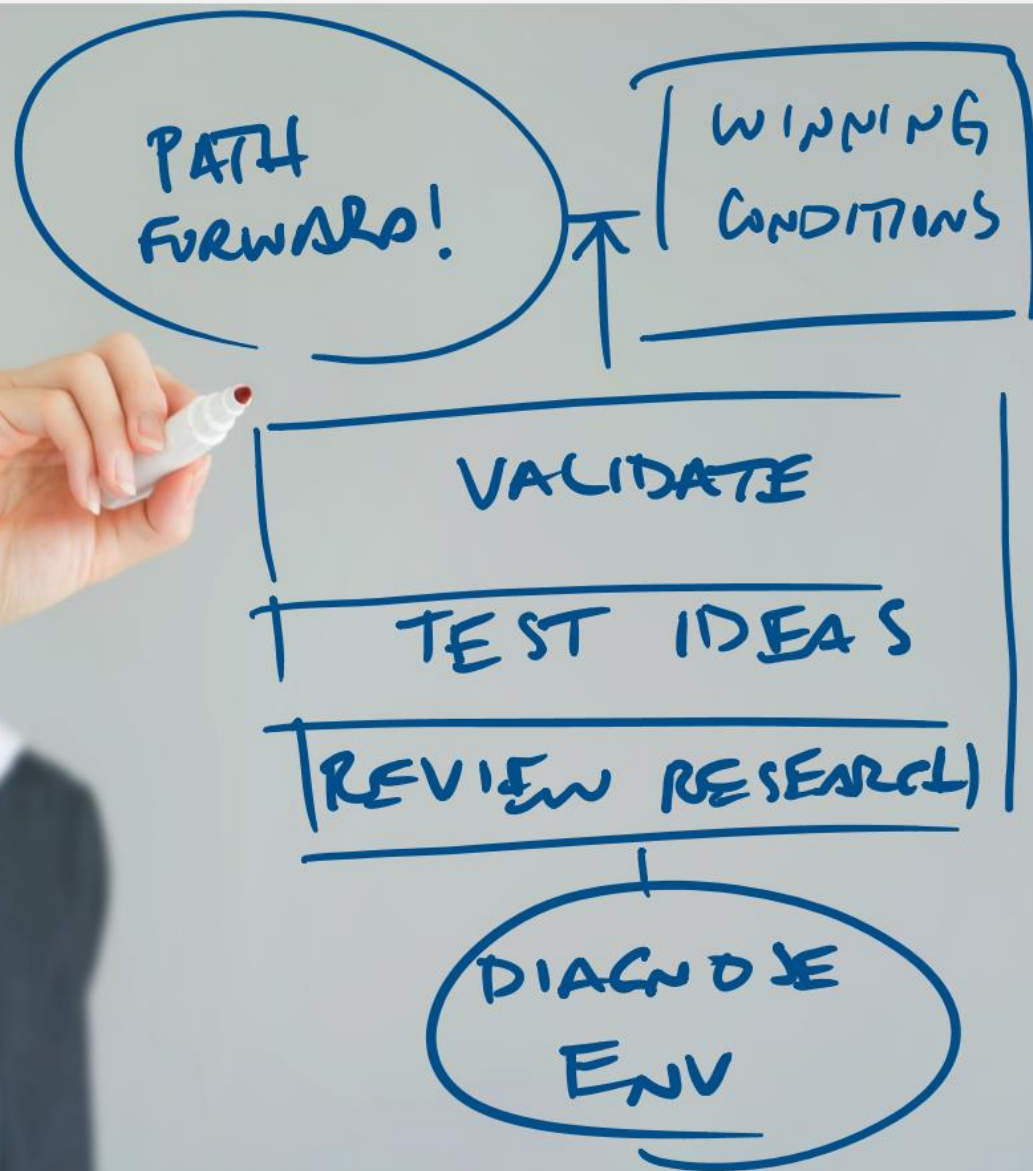
Atlantic (n=100)	27.6%
Quebec (n=246)	57.0%
Ontario (n=312)	46.7%
Prairies (n=213)	38.8%
British Columbia (n=139)	38.7%
Male (n=501)	52.9%
Female (n=509)	38.0%
18 to 34 (n=266)	37.6%
35 to 54 (n=365)	46.4%
55 plus (n=379)	49.8%

■ Support ■ Somewhat support ■ Somewhat oppose ■ Oppose ■ Unsure

*Weighted to the true population proportion.
*Charts may not add up to 100 due to rounding.

QUESTION – As you may have heard, Alberta Premier Kenney has floated the idea of the province exiting from some federal initiatives. Would you support, somewhat support, somewhat oppose or oppose allowing the Alberta government to do each of the following? [ROTATE]

Having the Alberta Government replace the RCMP with a provincial police force.



Nanos conducted an RDD dual frame (land- and cell-lines) hybrid telephone and online random survey of 1,010 Canadians, 18 years of age or older, between December 22nd to 29th, 2019 as part of an omnibus survey. Participants were randomly recruited by telephone using live agents and administered a survey online. The sample included both land- and cell-lines across Canada. The results were statistically checked and weighted by age and gender using the latest Census information and the sample is geographically stratified to be representative of Canada.

Individuals randomly called using random digit dialling with a maximum of five call backs.

The margin of error for this survey is ± 3.1 percentage points, 19 times out of 20.

This study was commissioned by the Globe and Mail and the research was conducted by Nanos Research.

Note: Charts may not add up to 100 due to rounding.

Element	Description
Research sponsor	The Globe and Mail
Population and Final Sample Size	1010 randomly selected individuals.
Source of Sample	Nanos Panel
Type of Sample	Probability
Margin of Error	±3.1 percentage points, 19 times out of 20.
Mode of Survey	RDD dual frame (land- and cell-lines) hybrid telephone and online omnibus survey
Sampling Method Base	The sample included both land- and cell-lines RDD (Random Digit Dialed) across Canada.
Demographics (Captured)	Atlantic Canada, Quebec, Ontario, Prairies, British Columbia; Men and Women; 18 years and older. Six digit postal code was used to validate geography.
Fieldwork/Validation	Individuals were recruited using live interviews with live supervision to validate work, the research questions were administered online
Number of Calls	Maximum of five call backs.
Time of Calls	Individuals were called between 12-5:30 pm and 6:30-9:30pm local time for the respondent.
Field Dates	December 22 nd to 29 th , 2019.
Language of Survey	The survey was conducted in both English and French.
Standards	Nanos Research is a member of the Canadian Research Insights Council (CRIC) and confirms that this research fully complies with all CRIC Standards including the CRIC Public Opinion Research Standards and Disclosure Requirements. https://canadianresearchinsightscouncil.ca/standards/

Element	Description
Weighting of Data	The results were weighted by age and gender using the latest Census information (2016) and the sample is geographically stratified to ensure a distribution across all regions of Canada. See tables for full weighting disclosure
Screening	Screening ensured potential respondents did not work in the market research industry, in the advertising industry, in the media or a political party prior to administering the survey to ensure the integrity of the data.
Excluded Demographics	Individuals younger than 18 years old; individuals without land or cell lines, and individuals without internet access could not participate.
Stratification	By age and gender using the latest Census information (2016) and the sample is geographically stratified to be representative of Canada. Smaller areas such as Atlantic Canada were marginally oversampled to allow for a minimum regional sample.
Estimated Response Rate	Eleven percent, consistent with industry norms.
Question Order	Question order in the preceding report reflects the order in which they appeared in the original questionnaire.
Question Content	This was module two of an omnibus survey. Previous content included finances, the environment and new oil sands projects.
Question Wording	The questions in the preceding report are written exactly as they were asked to individuals.
Research/Data Collection Supplier	Nanos Research
Contact	Contact Nanos Research for more information or with any concerns or questions. http://www.nanos.co Telephone:(613) 234-4666 ext. 27 Email: info@nanosresearch.com.



As one of North America's premier market and public opinion research firms, we put strategic intelligence into the hands of decision makers. The majority of our work is for private sector and public facing organizations and ranges from market studies, managing reputation through to leveraging data intelligence. Nanos Research offers a vertically integrated full service quantitative and qualitative research practice to attain the highest standards and the greatest control over the research process.

www.nanos.co

nanos dimap analytika



This international joint venture between [dimap](http://www.dimap.com) and [Nanos](http://www.nanos.co) brings together top research and data experts from North American and Europe to deliver exceptional data intelligence to clients. The team offers data intelligence services ranging from demographic and sentiment microtargeting; consumer sentiment identification and decision conversion; and, data analytics and profiling for consumer persuasion.

www.nanosdimap.com

NANOS RUTHERFORD MCKAY & Co.

NRM is an affiliate of Nanos Research and Rutherford McKay Associates. Our service offerings are based on decades of professional experience and extensive research and include public acceptance and engagement, communications audits, and narrative development. www.nrmpublicaffairs.com

TABULATIONS

THE GLOBE AND MAIL



NANOS



2019-1553 – Globe and Mail/Nanos Survey – Alberta Government - STAT SHEET

As you may have heard, Alberta Premier Kenney has floated the idea of the province exiting from some federal initiatives. Would you support, somewhat support, somewhat oppose or oppose allowing the Alberta government to do each of the following?

			Region						Gender		Age		
			Canada 2019-12	Atlantic	Quebec	Ontario	Prairies	British Columbia	Male	Female	18 to 34	35 to 54	55 plus
Question - Having the Alberta Government set up its own pension plan and withdrawing from the Canada Pension Plan	Total	Unwgt N	1010	100	246	312	213	139	501	509	266	365	379
		Wgt N	1000	67	233	384	183	133	490	510	273	341	386
	Support	%	18.7	8.7	22.8	17.2	21.5	17.0	25.1	12.5	15.7	21.3	18.6
	Somewhat support	%	14.4	7.6	22.1	11.1	15.2	12.9	14.4	14.4	11.2	16.4	15.0
	Somewhat oppose	%	10.3	8.4	13.6	10.4	9.3	6.7	10.2	10.4	11.8	10.3	9.3
	Oppose	%	42.0	61.3	21.8	46.7	45.9	49.0	38.7	45.2	40.2	37.9	46.9
	Unsure	%	14.5	14.1	19.7	14.6	8.1	14.4	11.4	17.5	21.1	14.2	10.2

Nanos conducted an RDD dual frame (land- and cell- lines) hybrid telephone and online random survey of 1,010 Canadians, 18 years of age or older, between December 22nd and 29th, 2019. The margin of error for this survey is ±3.1 percentage points, 19 times out of 20.

2019-1553 – Globe and Mail/Nanos Survey – Alberta Government - STAT SHEET

As you may have heard, Alberta Premier Kenney has floated the idea of the province exiting from some federal initiatives. Would you support, somewhat support, somewhat oppose or oppose allowing the Alberta government to do each of the following?

			Region						Gender		Age		
			Canada 2019-12	Atlantic	Quebec	Ontario	Prairies	British Columbia	Male	Female	18 to 34	35 to 54	55 plus
Question - Having the Alberta Government replace the RCMP with a provincial police force	Total	Unwgt N	1010	100	246	312	213	139	501	509	266	365	379
		Wgt N	1000	67	233	384	183	133	490	510	273	341	386
	Support	%	23.7	11.6	26.2	28.9	20.2	15.4	31.3	16.4	21.4	25.1	24.1
	Somewhat support	%	21.6	16.0	30.8	17.8	18.6	23.3	21.6	21.6	16.2	21.3	25.7
	Somewhat oppose	%	10.1	16.6	10.5	8.8	10.9	8.6	7.6	12.5	12.8	9.1	9.0
	Oppose	%	28.5	36.6	16.1	26.9	39.4	36.0	29.0	28.1	31.0	26.9	28.3
	Unsure	%	16.1	19.2	16.4	17.6	11.0	16.7	10.5	21.4	18.7	17.5	13.0

Nanos conducted an RDD dual frame (land- and cell- lines) hybrid telephone and online random survey of 1,010 Canadians, 18 years of age or older, between December 22nd and 29th, 2019. The margin of error for this survey is ±3.1 percentage points, 19 times out of 20.