

Preferred PM: Trudeau 35.8 > Scheer 21.9 > Singh 16.1 > Unsure 15.3 > May 7.0 > Blanchet 2.6 > Bernier 1.5

***Nanos Weekly Tracking, ending December 13, 2019
(released December 17, 2019)***



***Ideas powered by
world-class data***

AT A GLANCE

NON SUBSCRIBER REPORT

Subscribe and get access to the Nanos data by subscribing at <http://time-map.co/INT3> for \$4 a month > ballot tracking > issue tracking > economic tracking > cut the data by region and demographic and see the trend lines

Ballot – [Available to Subscribers through our Data Portals] -The latest Nanos federal ballot tracking has the Liberals at [REDACTED] per cent, followed by the Conservatives at [REDACTED] per cent, the NDP at [REDACTED] per cent, the Greens at [REDACTED] per cent, the BQ at [REDACTED] per cent and the People's Party of Canada (PPC) at [REDACTED] per cent.

Accessible Voters – Asked whether they would consider voting for each of the federal parties, [REDACTED]

Preferred Prime Minister – Nanos tracking has Trudeau as the preferred choice as PM at 35.8 per cent of Canadians followed by Scheer (21.9), Singh (16.1%), May (7.0%) and Bernier (1.5%). Fifteen per cent of Canadians were unsure whom they preferred.

Qualities of a Good Political Leader – More than half of Canadians [REDACTED]

Nanos Party Power Index – The Nanos Index which is a composite of a series of measures including ballot and leadership impressions has the Liberals at 53.4 points, followed by the NDP with 47.0 points, the Conservatives with 44.2 points, the Greens 34.9 points, the People's Party 21.4 points and the BQ 32.2 points (QC only).

Visit the live [Nanos data portal](#) where you can dynamically chart ballot, preferred PM and Nanos Index numbers by region, gender and age. The methodology for the weekly tracking is posted [here](#). PDFs of the polling reports are on the Nanos website.

Contact: Nik Nanos, Chief Data Scientist

Ottawa: (613) 234-4666 x 237 nik@nanos.co Twitter: @niknanos

APERÇU

RAPPORT POUR LES NON-ABONNÉS

Jouez avec les données sur le portail interactif Nanos au <http://www.nanos.co/portail-des-donnees-courantes/?lang=fr> > suivi politique > suivi des enjeux > suivi économique > sélectionnez les données des régions ou des groupes démographiques et consultez les lignes de tendance

Scrutin – [Disponibles aux abonnés à travers les portails de données] Selon le plus récent suivi de scrutin fédéral Nanos, les libéraux bénéficient de l'appui de [redacted] pour cent des Canadiens, suivi des conservateurs avec [redacted] pour cent, du NPD avec [redacted] pour cent, des verts avec [redacted] pour cent, du BQ avec [redacted] pour cent, et du Parti populaire du Canada avec [redacted] pour cent.

Électeurs accessibles – Lorsqu'on leur a demandé s'ils considéreraient voter pour chacun des partis fédéraux, [redacted]
[redacted]
[redacted]

Premier ministre préféré – Selon le suivi Nanos, Trudeau est le choix préféré comme Premier ministre de 35,8 pour cent des Canadiens, suivi de Scheer (21,9 %), Singh (16,1 %), May (7,0 %) et Bernier (1,5 %). Quinze pour cent des Canadiens étaient incertains de leur préférence.

Qualités d'un bon leader politique – Plus de la moitié des Canadiens [redacted]
[redacted]
[redacted]
[redacted]

Indice de puissance politique Nanos – Selon l'Indice Nanos, qui est composé d'une série de mesures incluant les préférences de vote et les impressions des chefs des partis, les libéraux ont 53,4 points, suivi du NPD avec 47,0 points, les conservateurs 44,2 points, les verts 34,9 points, le Parti populaire du Canada 21,4 points et le BQ 32,2 points (QC seulement).

Visitez le [portail de données courantes](http://www.nanos.co/portail-des-donnees-courantes) de Nanos où vous pouvez interagir avec les graphiques du scrutin, du PM préféré et de l'Indice Nanos et filtrer par région, sexe et âge. La méthodologie pour le suivi hebdomadaire est publiée [ici](#). Les fichiers PDF des rapports des sondages se trouvent sur le site Web de Nanos.

Contactez: Nik Nanos, Chef des données

Ottawa: (613) 234-4666 x 237 nik@nanos.co Twitter: @niknanos

NANOS DATA PORTALS

[Subscribe now](#) for just \$4 a month (\$48 for a 12 month subscription) to have unlimited access including national, regional, and demographic trend lines to the following dashboards in the political portal and all other data portals:

| | Subscribers | Non-subscribers |
|---|-------------|-----------------------|
| Weekly National Ballot Tracking Canada (2014 to present) | ✓ | |
| Weekly Undecided Tracking (new) (2014 to present) | ✓ | |
| Weekly Preferred PM Tracking Canada (2014 to present) | ✓ | ✓ (topline data only) |
| Weekly Party Power Index Tracking Canada (2014 to present) | ✓ | ✓ (topline data only) |
| Weekly Consider Voting for Liberal Party of Canada (new) (2014 to present) | ✓ | |
| Weekly Consider Voting for the Conservative Party of Canada (new) (2014 to present) | ✓ | |
| Weekly Consider Voting for the NDP of Canada (new) (2014 to present) | ✓ | |
| Weekly Consider Voting for the Green Party of Canada (new) (2014 to present) | ✓ | |
| Weekly Consider Voting for the Bloc Québécois (new) (2014 to present) | ✓ | |
| Weekly Consider Voting for the People's Party of Canada (new) (2014 to present) | ✓ | |
| 2015 Canadian Nightly Federal Election Tracking (detailed data) | ✓ | ✓ (topline data only) |
| CTV-Globe-Nanos 2019 Canadian Nightly Federal Election Tracking (detailed data) | ✓ | ✓ (topline data only) |
| Weekly Canadian Consumer Confidence Tracking (2008 to present) | ✓ | ✓ |
| Weekly Issue Tracking Canada (2015 to present) | ✓ | |
| Canada-US Relations Annual Tracking (2005 to present) | ✓ | |
| The Nanos Annual Public Policy Map (2015 to present) | ✓ | |
| The Mood of Canada Annual Tracking Survey (2007 to present) | ✓ | |

PARTY POWER INDEX

A national dual-frame (land+cell) random telephone survey is conducted weekly by Nanos Research using live agents.

The weekly tracking figures are based on a four-week rolling sample comprised of 1,000 interviews. To update the tracking a new week of 250 interviews is added and the oldest week dropped. The margin of error for a survey of 1,000 respondents is ± 3.1 percentage points, 19 times out of 20.

Contact: Nik Nanos
(613) 234-4666 x 237
nik@nanos.co
Twitter: @niknanos

[Subscribe](#) to the Nanos data portals to get access to detailed demographic and regional breakdowns.

Nanos Tracking Data Summary

| Ballot | This week | Last week | Oct 18 (Election Call) | 4 Weeks Ago | 3 Months Ago | 1 Year Ago | 12 Month High | 12 Month Low |
|--------------|-----------|-----------|---|-------------|--------------|------------|---------------|--------------|
| | | | Available to Subscribers through our Data Portals | | | | | |
| Liberal | | | | | | | | |
| Conservative | | | | | | | | |
| NDP | | | | | | | | |
| Bloc | | | | | | | | |
| Green | | | | | | | | |
| People's | | | | | | | | |

| Preferred Prime Minister | This week | Last week | Oct 21 2019 | 4 Weeks Ago | 3 Months Ago | 1 Year Ago | 12 Month High | 12 Month Low |
|--------------------------|-----------|-----------|-------------|-------------|--------------|------------|---------------|--------------|
| Trudeau | 35.8% | 36.6% | 30.5% | 32.3% | 33.0% | 37.4% | 39.3% | 26.3% |
| Scheer | 21.9% | 22.0% | 26.4% | 23.9% | 23.4% | 25.6% | 29.2% | 21.5% |
| Singh | 16.1% | 15.4% | 19.7% | 17.8% | 7.1% | 6.3% | 19.7% | 5.0% |
| Blanchet | 2.6% | 3.1% | 4.1% | 3.9% | 1.4% | 0.7% | 4.1% | 0.7% |
| May | 7.0% | 7.0% | 4.6% | 5.8% | 7.6% | 5.4% | 10.8% | 4.6% |
| Bernier | 1.5% | 1.4% | 1.5% | 1.8% | 2.4% | 2.6% | 5.2% | 1.1% |
| Unsure | 15.3% | 14.6% | 13.2% | 14.5% | 25.1% | 22.0% | 27.8% | 12.2% |

| Canada Party Power Index | This week | Last week | Oct 21 2019 | 4 Weeks Ago | 3 Months Ago | 1 Year Ago | 12 Month High | 12 Month Low |
|--------------------------|-----------|-----------|-------------|-------------|--------------|------------|---------------|--------------|
| Liberal | 53.5 | 53.4 | 50.7 | 51.7 | 52.6 | 56.2 | 56.6 | 47.7 |
| Conservative | 44.3 | 45.1 | 47.3 | 45.9 | 49.3 | 52.5 | 54.3 | 44.3 |
| NDP | 47.1 | 46.6 | 51.2 | 49.9 | 40.4 | 41.2 | 51.2 | 39.3 |
| Bloc | 32.3 | 34.6 | 38.6 | 38.1 | 30.2 | 29.7 | 39.2 | 27.1 |
| Green | 35.1 | 34.9 | 31.8 | 33.9 | 40.6 | 35.8 | 40.8 | 31.8 |
| People's | 21.5 | 21.8 | 21.3 | 22.2 | 27.3 | 27.3 | 29.5 | 21.3 |

PREFERRED PM

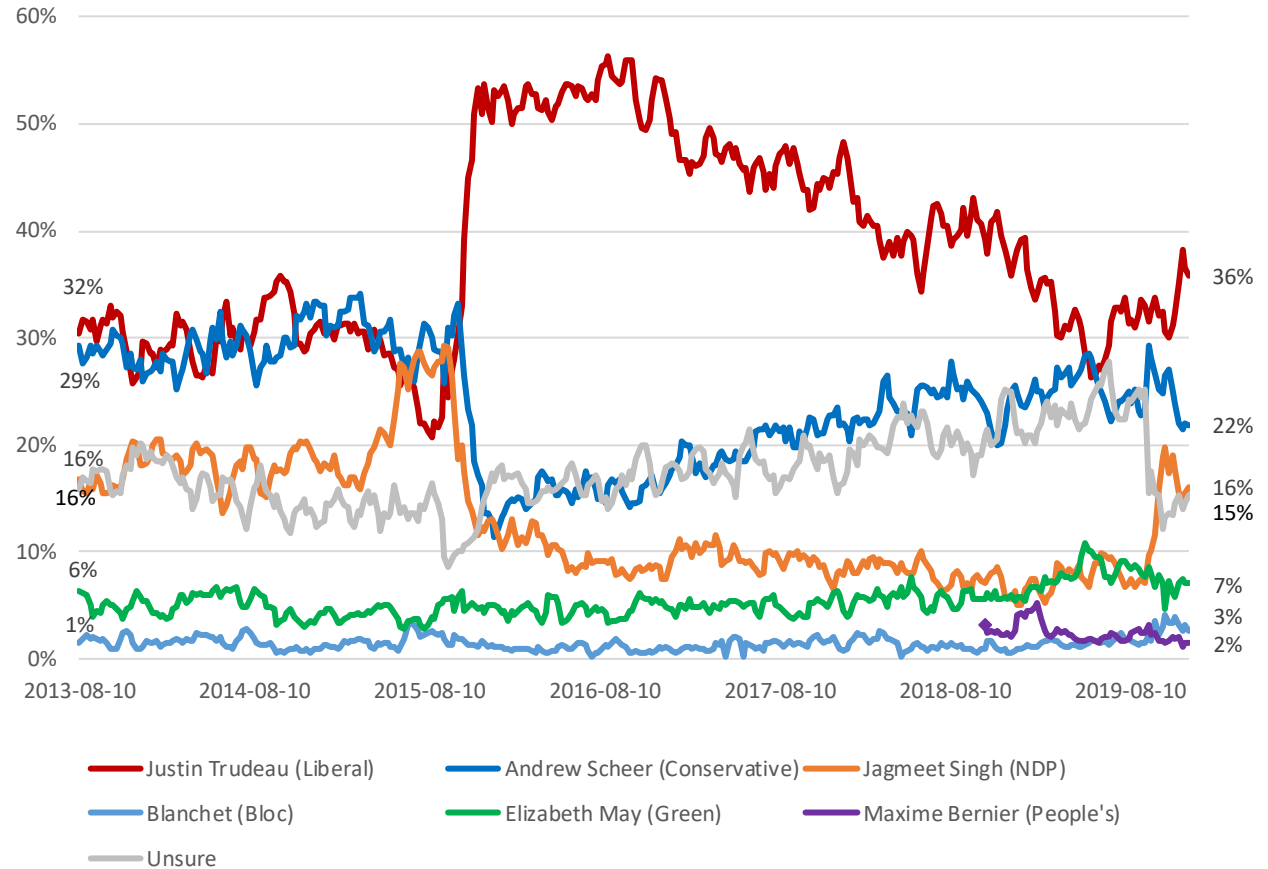


National – Weekly Tracking – Preferred Prime Minister First Ranked Choice (Ending December 13, 2019, n=1,000)

Question: Of the current federal political party leaders, could you please rank your top two current local preferences for Prime Minister? [ROTATE PARTY LEADERS]

Contact: Nik Nanos
Ottawa: (613) 234-4666 x 237
Washington DC: (202) 697-9924
nik@nanos.co

[Subscribe](#) to the Nanos data portals to get access to detailed demographic and regional breakdowns.



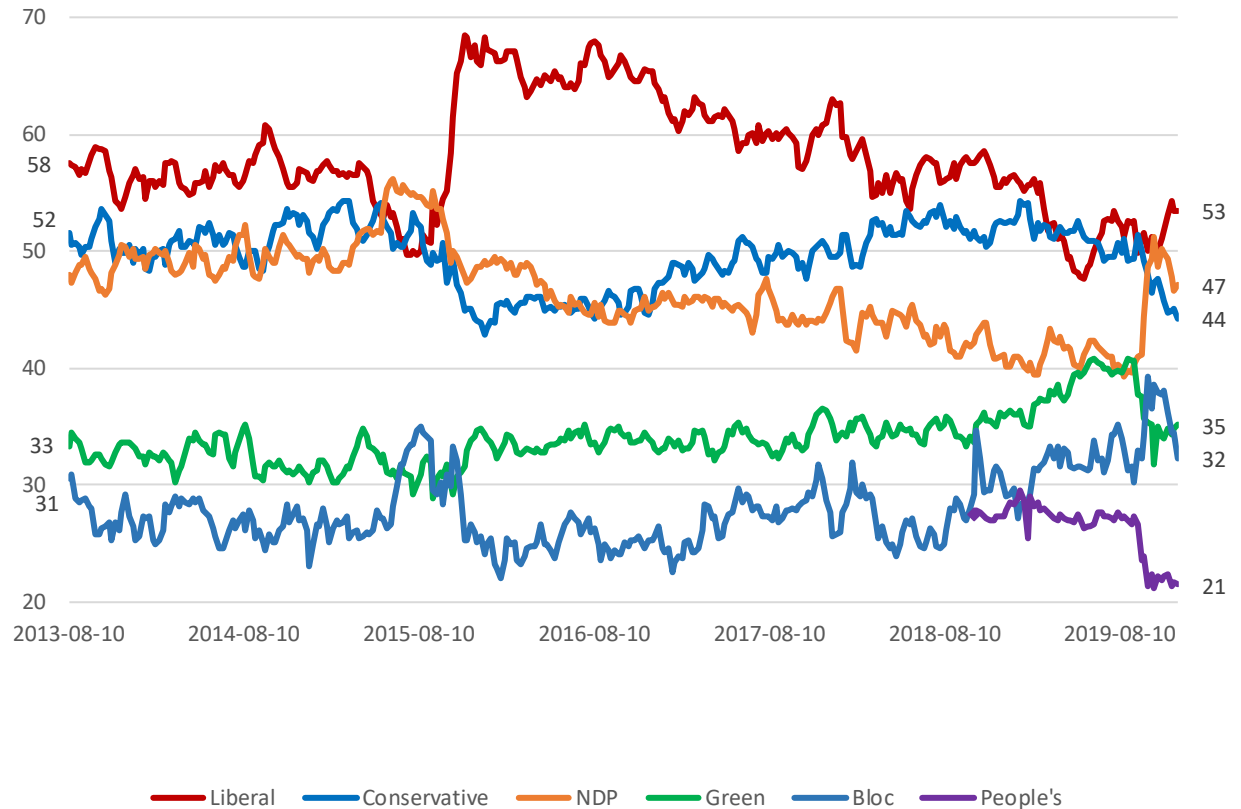
PARTY POWER INDEX

The Nanos Party Power Index Tracking for Canada is based on a composite of the following public opinion measures: the national ballot, which party individuals would consider voting for, the top two choices for Prime Minister, and whether each party leader has good leadership qualities.

Contact: Nik Nanos
Ottawa: (613) 234-4666 x 237
Washington DC: (202) 697-9924
nik@nanos.co

[Subscribe](#) to the Nanos data portals to get access to detailed demographic and regional breakdowns.

*Canada Weekly Index Tracking Scores
(Ending December 13, 2019, n=1,000)*





METHODOLOGY

The Weekly Nanos Tracking is produced by the Nanos Research Corporation, headquartered in Canada, which operates in Canada and the United States. The data is based on a dual frame (land + cell-lines) random telephone interviews with 1,000 Canadians using a four week rolling average of 250 respondents each week, 18 years of age and over. The random sample of 1,000 respondents may be weighted by age and gender using the latest census information for Canada. The interviews are compiled into a four week rolling average of 1,000 interviews, where each week the oldest group of 250 interviews is dropped and a new group of 250 interviews is added.

A random telephone survey of 1,000 Canadians is accurate ± 3.1 percentage points, plus or minus, 19 times out of 20.

Since voters are not actually able to make a choice between elections, it is interesting to think about party strength and support more broadly. The Nanos Party Power Index fills this need by incorporating more information than just current vote preference.

The Nanos Party Power Index is a weekly composite measurement of federal party brands based on four questions about the federal parties and their leadership. The questions include:

- a ballot question that captures the 1st and 2nd vote preferences;
- a measure of whether the respondent would consider voting for the party;
- the 1st and 2nd preferences for Prime Minister of the current federal leaders; and,
- whether the respondent believes each current leader has the quality to be a good leader.

The views of 1,000 respondents are compiled into a diffusion brand index for each party that goes from 0 to 100, where 0 means that the party has no brand strength and 100 means it has maximum brand strength. A score above 50 is an indication of brand strength for the party and its leader at this time. The important factors in this weekly tracking include the direction of the brand strength or weakness and also the brand strength of one federal party relative to another.

TECHNICAL NOTE

| Element | Description |
|--|--|
| Organization who commissioned the research | Nanos Research |
| Final Sample Size | 1,000 Randomly selected individuals, four week rolling average of 250 interviews a week. |
| Source of Sample | Dynata |
| Type of Sample | Probability |
| Margin of Error | ±3.1 percentage points, 19 times out of 20. |
| Mode of Survey | RDD dual frame (land- and cell-lines) telephone survey |
| Sampling Method Base | The sample included both land- and cell-lines RDD (Random Digit Dialed) across Canada. |
| Demographics (Captured) | Atlantic Canada, Quebec, Ontario, Prairies, British Columbia; Men and Women; 18 years and older. Six digit postal code was used to validate geography. |
| Demographics (Other) | Age, gender, education, income |
| Fieldwork/Validation | Live interviews with live supervision to validate work |
| Number of Calls/ | Maximum of five call backs. |
| Time of Calls | Local time 5:00-9:00 pm, on weekends 12:00- 6:00 pm |
| Field Dates | Four week period ending December 13, 2019 |
| Language of Survey | The survey was conducted in both English and French. |
| Standards | Nanos Research is a member of the Canadian Research Insights Council (CRIC) and confirms that this research fully complies with all CRIC Standards including the CRIC Public Opinion Research Standards and Disclosure Requirements. https://canadianresearchinsightscouncil.ca/standards/ |

| Element | Description |
|-------------------------|---|
| Weighting of Data | The results were weighted by age and gender using the latest Census information (2016) and the sample is geographically stratified to ensure a distribution across all regions of Canada. See tables for full weighting disclosure |
| Screening | Screening ensured potential respondents did not work in the market research industry, in the advertising industry, in the media or a political party prior to administering the survey to ensure the integrity of the data. |
| Excluded Demographics | Individuals younger than 18 years old; individuals without land or cell lines could not participate. |
| Stratification | By age and gender using the latest Census information (2016) and the sample is geographically stratified to be representative of Canada. Smaller areas such as Atlantic Canada were marginally oversampled to allow for a minimum regional sample. |
| Estimated Response Rate | Nine percent, consistent with industry norms. |
| Question Order | Question order in the preceding report was asked in the following order – party consideration, unprompted vote preferences, preferred Prime Minister and qualities of a good political leader. |
| Question Content | This was part of a weekly tracking survey. The preceding module included questions about national issues of concern and ballot preferences and economic confidence. |
| Question Wording | The wording of questions is as presented in the report with a randomization of the political leaders for the question involving leader qualities. |
| Survey Company | Nanos Research |
| Contact | Contact Nanos Research for more information or with any concerns or questions. http://nanos.co Telephone:(613) 234-4666 ext. 237 – Toll Free: (888) 737-5505 ext. 223. Email: info@nanosresearch.com . |

ABOUT NANOS



As one of North America's premier market and public opinion research firms, we put strategic intelligence into the hands of decision makers. The majority of our work is for private sector and public facing organizations and ranges from market studies, managing reputation through to leveraging data intelligence. Nanos Research offers a vertically integrated full service quantitative and qualitative research practice to attain the highest standards and the greatest control over the research process.

www.nanos.co

nanos dimap analytika



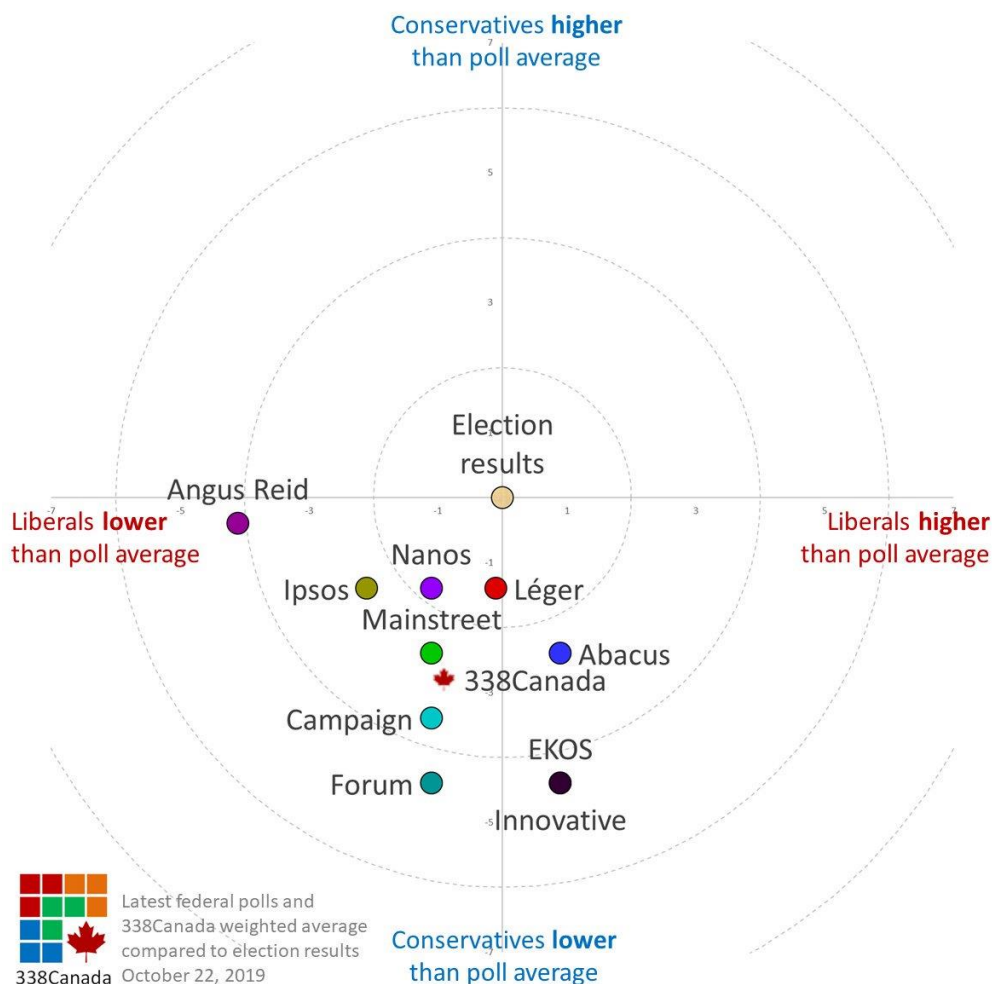
This international joint venture between [dimap](http://www.dimap.com) and [Nanos](http://www.nanos.co) brings together top research and data experts from North American and Europe to deliver exceptional data intelligence to clients. The team offers data intelligence services ranging from demographic and sentiment microtargeting; consumer sentiment identification and decision conversion; and, data analytics and profiling for consumer persuasion.

www.nanosdimap.com

NANOS RUTHERFORD McKAY & Co.

NRM is an affiliate of Nanos Research and Rutherford McKay Associates. Our service offerings are based on decades of professional experience and extensive research and include public acceptance and engagement, communications audits, and narrative development. www.nrmpublicaffairs.com

TRACK RECORD



| Party | Sunday 20 th Only | Election Results 2019 | Variance |
|---|------------------------------------|-----------------------------|----------|
| Conservative | 32.5% | 34.4% | -1.9 |
| Liberal | 31.7% | 33.1% | -1.4 |
| NDP | 20.8% | 15.9% | +4.9 |
| GPC | 6.0% | 6.5% | -0.5 |
| BQ | 7.2% | 7.7% | -0.5 |
| PPC | 1.5% | 1.6% | -0.1 |
| Other | 0.3% | 0.5% | -0.2 |
| Decided Voters | n=739 | | |
| Margin of Error > 19 times out of 20 > ±3.6 | | | |



Political Package – Tracking ending December 13th, 2019 – STAT SHEET

For each of the following federal political parties, please tell me if you would consider or not consider voting for it. [RANDOMIZE]

| | | | Region | | | | | Gender | | Age | | | | | |
|--------------------------------|---------------------------|------------|--------------------------|----------|--------|---------|----------|---------------------|------|--------|----------------|----------------|----------------|----------------|------------|
| | | | Canada 2019-12- 13 | Atlantic | Quebec | Ontario | Prairies | British Columbia | Male | Female | 18 to 29 | 30 to 39 | 40 to 49 | 50 to 59 | 60 plus |
| Question - Consider Liberal | Total | Unwgt N | 1049 | 104 | 251 | 318 | 215 | 161 | 507 | 542 | 121 | 107 | 158 | 229 | 434 |
| | | Wgt N | 1000 | 100 | 248 | 300 | 200 | 152 | 485 | 515 | 197 | 163 | 187 | 189 | 265 |
| | Yes, would consider | % | | | | | | | | | | | | | |
| | No, would not consider | % | Subscribers only | | | | | | | | | | | | |
| | Unsure | % | | | | | | | | | | | | | |

For each of the following federal political parties, please tell me if you would consider or not consider voting for it. [RANDOMIZE]

| | | | Region | | | | | | | Gender | | Age | | | |
|--|---------------------------|------------|--------------------------|----------|--------|---------|----------|---------------------|------|--------|----------------|----------------|----------------|----------------|------------|
| | | | Canada 2019-12- 13 | Atlantic | Quebec | Ontario | Prairies | British Columbia | Male | Female | 18 to 29 | 30 to 39 | 40 to 49 | 50 to 59 | 60 plus |
| Question - Consider Conservative | Total | Unwgt N | 1049 | 104 | 251 | 318 | 215 | 161 | 507 | 542 | 121 | 107 | 158 | 229 | 434 |
| | | Wgt N | 1000 | 100 | 248 | 300 | 200 | 152 | 485 | 515 | 197 | 163 | 187 | 189 | 265 |
| | Yes, would consider | % | | | | | | | | | | | | | |
| | No, would not consider | % | Subscribers only | | | | | | | | | | | | |
| | Unsure | % | | | | | | | | | | | | | |

For each of the following federal political parties, please tell me if you would consider or not consider voting for it. [RANDOMIZE]

| | | | Region | | | | | Gender | | | Age | | | | |
|---------------------------|------------------------|---------|----------------------|----------|--------|---------|----------|---------------------|------|--------|----------|----------|----------|----------|---------|
| | | | Canada 2019-12-13 | Atlantic | Quebec | Ontario | Prairies | British Columbia | Male | Female | 18 to 29 | 30 to 39 | 40 to 49 | 50 to 59 | 60 plus |
| Question- Consider NDP | Total | Unwgt N | 1049 | 104 | 251 | 318 | 215 | 161 | 507 | 542 | 121 | 107 | 158 | 229 | 434 |
| | | Wgt N | 1000 | 100 | 248 | 300 | 200 | 152 | 485 | 515 | 197 | 163 | 187 | 189 | 265 |
| | Yes, would consider | % | | | | | | | | | | | | | |
| | No, would not consider | % | Subscribers only | | | | | | | | | | | | |
| | Unsure | % | | | | | | | | | | | | | |

Nanos conducted an RDD dual frame (land- and cell- lines) random telephone survey of 1,049 Canadians, 18 years of age or older. Four week rolling average (250 per week) ending December 13th, 2019. The margin of error this survey is ± 3.1 percentage points, 19 times out of 20.

www.nanos.co



Political Package – Tracking ending December 13th, 2019 – STAT SHEET

For each of the following federal political parties, please tell me if you would consider or not consider voting for it. [RANDOMIZE]

| | | | Region | | Gender | | Age | | | | |
|--------------------------|------------------------|---------|----------------------|--------|--------|--------|----------|----------|----------|----------|---------|
| | | | Canada 2019-12-13 | Quebec | Male | Female | 18 to 29 | 30 to 39 | 40 to 49 | 50 to 59 | 60 plus |
| Question - Consider Bloc | Total | Unwgt N | 249 | 249 | 129 | 120 | 46 | 38 | 50 | 45 | 70 |
| | | Wgt N | 246 | 246 | 119 | 127 | 46 | 40 | 45 | 47 | 68 |
| | Yes, would consider | % | | | | | | | | | |
| | No, would not consider | % | | | | | | | | | |
| | Unsure | % | | | | | | | | | |

Subscribers only

For each of the following federal political parties, please tell me if you would consider or not consider voting for it. [RANDOMIZE]

| | | Region | | | | | | | Gender | | Age | | | | |
|---------------------------|------------------------|----------------------|------------------|--------|---------|----------|---------------------|------|--------|----------------|----------------|----------------|----------------|------------|-----|
| | | Canada 2019-12-13 | Atlantic | Quebec | Ontario | Prairies | British Columbia | Male | Female | 18 to 29 | 30 to 39 | 40 to 49 | 50 to 59 | 60 plus | |
| Question - Consider Green | Total | Unwgt N | 1049 | 104 | 251 | 318 | 215 | 161 | 507 | 542 | 121 | 107 | 158 | 229 | 434 |
| | | Wgt N | 1000 | 100 | 248 | 300 | 200 | 152 | 485 | 515 | 197 | 163 | 187 | 189 | 265 |
| | Yes, would consider | % | | | | | | | | | | | | | |
| | No, would not consider | % | Subscribers only | | | | | | | | | | | | |
| | Unsure | % | | | | | | | | | | | | | |

Subscribers only

For each of the following federal political parties, please tell me if you would consider or not consider voting for it. [RANDOMIZE]

| | | | Region | | | | | Gender | | | Age | | | | |
|-----------------------------|------------------------|---------|----------------------|----------|--------|---------|----------|---------------------|------|--------|----------|----------|----------|----------|---------|
| | | | Canada 2019-12-13 | Atlantic | Quebec | Ontario | Prairies | British Columbia | Male | Female | 18 to 29 | 30 to 39 | 40 to 49 | 50 to 59 | 60 plus |
| Question - Consider Peoples | Total | Unwgt N | 1049 | 104 | 251 | 318 | 215 | 161 | 507 | 542 | 121 | 107 | 158 | 229 | 434 |
| | | Wgt N | 1000 | 100 | 248 | 300 | 200 | 152 | 485 | 515 | 197 | 163 | 187 | 189 | 265 |
| | Yes, would consider | % | | | | | | | | | | | | | |
| | No, would not consider | % | Subscribers only | | | | | | | | | | | | |
| | Unsure | % | | | | | | | | | | | | | |

Subscribers only

Nanos conducted an RDD dual frame (land- and cell- lines) random telephone survey of 1,049 Canadians, 18 years of age or older. Four week rolling average (250 per week) ending December 13th, 2019. The margin of error this survey is ± 3.1 percentage points, 19 times out of 20.

www.nanos.co



Political Package – Tracking ending December 13th, 2019 – STAT SHEET

Of the current federal political party leaders, could you please rank your top two current local preferences for Prime Minister? [ROTATE PARTY LEADERS]

| | | | Region | | | | | | Gender | | Age | | | | |
|--|---------------------------|------------|--------------------------|----------|--------|---------|----------|---------------------|--------|--------|----------------|----------------|----------------|----------------|------------|
| | | | Canada 2019-12- 13 | Atlantic | Quebec | Ontario | Prairies | British Columbia | Male | Female | 18 to 29 | 30 to 39 | 40 to 49 | 50 to 59 | 60 plus |
| Question - First ranked Preferred Prime Minister | Total | Unwgt N | 1049 | 104 | 251 | 318 | 215 | 161 | 507 | 542 | 121 | 107 | 158 | 229 | 434 |
| | | Wgt N | 1000 | 100 | 248 | 300 | 200 | 152 | 485 | 515 | 197 | 163 | 187 | 189 | 265 |
| | Justin Trudeau | % | 35.8 | | | | | | | | | | | | |
| | Andrew Scheer | % | 21.9 | | | | | | | | | | | | |
| | Jagmeet Singh | % | 16.1 | | | | | | | | | | | | |
| | Yves-François Blanchet | % | 2.6 | | | | | | | | | | | | |
| | Elizabeth May | % | 7.0 | | | | | | | | | | | | |
| | Maxime Bernier | % | 1.5 | | | | | | | | | | | | |
| | Unsure | % | 15.3 | | | | | | | | | | | | |

For each of the following federal political party leaders, do you think they have or do not have the qualities to be a good political leader? [RANDOMIZE]

| | | | Region | | | | | | Gender | | Age | | | | |
|------------------------------|----------|------------|--------------------------|----------|--------|---------|----------|---------------------|--------|--------|----------------|----------------|----------------|----------------|------------|
| | | | Canada 2019-12- 13 | Atlantic | Quebec | Ontario | Prairies | British Columbia | Male | Female | 18 to 29 | 30 to 39 | 40 to 49 | 50 to 59 | 60 plus |
| Question - Justin Trudeau | Total | Unwgt N | 1049 | 104 | 251 | 318 | 215 | 161 | 507 | 542 | 121 | 107 | 158 | 229 | 434 |
| | | Wgt N | 1000 | 100 | 248 | 300 | 200 | 152 | 485 | 515 | 197 | 163 | 187 | 189 | 265 |
| | Have | % | | | | | | | | | | | | | |
| | Not have | % | | | | | | | | | | | | | |
| | Unsure | % | | | | | | | | | | | | | |

Nanos conducted an RDD dual frame (land- and cell- lines) random telephone survey of 1,049 Canadians, 18 years of age or older. Four week rolling average (250 per week) ending December 13th, 2019. The margin of error this survey is ± 3.1 percentage points, 19 times out of 20.

www.nanos.co



Political Package – Tracking ending December 13th, 2019 – STAT SHEET

For each of the following federal political party leaders, do you think they have or do not have the qualities to be a good political leader? [RANDOMIZE]

| | | | Region | | | | | | Gender | | Age | | | | |
|-----------------------------|----------|------------|--------------------------|----------|--------|---------|----------|---------------------|--------|--------|----------------|----------------|----------------|----------------|------------|
| | | | Canada 2019-12- 13 | Atlantic | Quebec | Ontario | Prairies | British Columbia | Male | Female | 18 to 29 | 30 to 39 | 40 to 49 | 50 to 59 | 60 plus |
| Question – Andrew Scheer | Total | Unwgt N | 1049 | 104 | 251 | 318 | 215 | 161 | 507 | 542 | 121 | 107 | 158 | 229 | 434 |
| | | Wgt N | 1000 | 100 | 248 | 300 | 200 | 152 | 485 | 515 | 197 | 163 | 187 | 189 | 265 |
| | Have | % | | | | | | | | | | | | | |
| | Not have | % | Subscribers only | | | | | | | | | | | | |
| | Unsure | % | | | | | | | | | | | | | |

For each of the following federal political party leaders, do you think they have or do not have the qualities to be a good political leader? [RANDOMIZE]

| | | | Region | | | | | | Gender | | Age | | | | |
|-----------------------------|----------|------------|--------------------------|----------|--------|---------|----------|---------------------|--------|--------|----------------|----------------|----------------|----------------|------------|
| | | | Canada 2019-12- 13 | Atlantic | Quebec | Ontario | Prairies | British Columbia | Male | Female | 18 to 29 | 30 to 39 | 40 to 49 | 50 to 59 | 60 plus |
| Question - Jagmeet Singh | Total | Unwgt N | 1049 | 104 | 251 | 318 | 215 | 161 | 507 | 542 | 121 | 107 | 158 | 229 | 434 |
| | | Wgt N | 1000 | 100 | 248 | 300 | 200 | 152 | 485 | 515 | 197 | 163 | 187 | 189 | 265 |
| | Have | % | | | | | | | | | | | | | |
| | Not have | % | Subscribers only | | | | | | | | | | | | |
| | Unsure | % | | | | | | | | | | | | | |

For each of the following federal political party leaders, do you think they have or do not have the qualities to be a good political leader? [RANDOMIZE]

| | | | Region | | | Gender | | Age | | | | |
|--------------------------------------|----------|------------|----------------------|--------|------|--------|----------|----------|----------|----------|---------|--|
| | | | Canada 2019-12-13 | Quebec | Male | Female | 18 to 29 | 30 to 39 | 40 to 49 | 50 to 59 | 60 plus | |
| Question - Yves-François Blanchet | Total | Unwgt N | 251 | 251 | 130 | 121 | 46 | 38 | 50 | 46 | 71 | |
| | | Wgt N | 248 | 248 | 120 | 128 | 46 | 40 | 45 | 48 | 69 | |
| | Have | % | | | | | | | | | | |
| | Not have | % | Subscribers only | | | | | | | | | |
| | Unsure | % | | | | | | | | | | |

Nanos conducted an RDD dual frame (land- and cell- lines) random telephone survey of 1,049 Canadians, 18 years of age or older. Four week rolling average (250 per week) ending December 13th, 2019. The margin of error this survey is ± 3.1 percentage points, 19 times out of 20.

www.nanos.co



Political Package – Tracking ending December 13th, 2019 – STAT SHEET

For each of the following federal political party leaders, do you think they have or do not have the qualities to be a good political leader? [RANDOMIZE]

| | | | | Region | | | | | Gender | | Age | | | | |
|-----------------------------|----------|------------|--------------------------|----------|--------|---------|----------|---------------------|--------|--------|----------------|----------------|----------------|----------------|------------|
| | | | Canada 2019-12- 13 | Atlantic | Quebec | Ontario | Prairies | British Columbia | Male | Female | 18 to 29 | 30 to 39 | 40 to 49 | 50 to 59 | 60 plus |
| Question - Elizabeth May | Total | Unwgt N | 1049 | 104 | 251 | 318 | 215 | 161 | 507 | 542 | 121 | 107 | 158 | 229 | 434 |
| | | Wgt N | 1000 | 100 | 248 | 300 | 200 | 152 | 485 | 515 | 197 | 163 | 187 | 189 | 265 |
| | Have | % | | | | | | | | | | | | | |
| | Not have | % | Subscribers only | | | | | | | | | | | | |
| | Unsure | % | | | | | | | | | | | | | |

Subscribers only

For each of the following federal political party leaders, do you think they have or do not have the qualities to be a good political leader? [RANDOMIZE]

| | | Region | | | | | | | Gender | | Age | | | | |
|------------------------------|----------|--------------------------|----------|--------|---------|----------|---------------------|------------------|--------|----------------|----------------|----------------|----------------|------------|-----|
| | | Canada 2019-12- 13 | Atlantic | Quebec | Ontario | Prairies | British Columbia | Male | Female | 18 to 29 | 30 to 39 | 40 to 49 | 50 to 59 | 60 plus | |
| Question - Maxime Bernier | Total | Unwgt N | 1049 | 104 | 251 | 318 | 215 | 161 | 507 | 542 | 121 | 107 | 158 | 229 | 434 |
| | | Wgt N | 1000 | 100 | 248 | 300 | 200 | 152 | 485 | 515 | 197 | 163 | 187 | 189 | 265 |
| | Have | % | | | | | | | | | | | | | |
| | Not have | % | | | | | | Subscribers only | | | | | | | |
| | Unsure | % | | | | | | | | | | | | | |

Subscribers only

Nanos conducted an RDD dual frame (land- and cell- lines) random telephone survey of 1,049 Canadians, 18 years of age or older. Four week rolling average (250 per week) ending December 13th, 2019. The margin of error this survey is ± 3.1 percentage points, 19 times out of 20.

www.nanos.co



Political Package – Tracking ending December 13th, 2019 – STAT SHEET

| Region | | Overall Brand Index> Liberal | Overall Brand Index> Conservative | Overall Brand Index> NDP | Overall Brand Index> Green | Overall Brand Index> BQ | Overall Brand Index> People |
|------------------|------|---------------------------------|--------------------------------------|-----------------------------|-------------------------------|----------------------------|--------------------------------|
| Atlantic | Mean | 0.6498 | 0.3499 | 0.5045 | 0.4101 | | 0.2218 |
| | N | 100 | 100 | 100 | 100 | | 100 |
| Quebec | Mean | 0.6219 | 0.3314 | 0.4918 | 0.3105 | 0.3229 | 0.2029 |
| | N | 248 | 248 | 248 | 248 | 248 | 248 |
| Ontario | Mean | 0.5469 | 0.4756 | 0.4501 | 0.3460 | | 0.2303 |
| | N | 300 | 300 | 300 | 300 | | 300 |
| Prairies | Mean | 0.3802 | 0.5749 | 0.4567 | 0.3279 | | 0.2187 |
| | N | 200 | 200 | 200 | 200 | | 200 |
| British Columbia | Mean | 0.4946 | 0.4447 | 0.4748 | 0.4191 | | 0.1928 |
| | N | 152 | 152 | 152 | 152 | | 152 |
| Total | Mean | 0.5345 | 0.4425 | 0.4709 | 0.3511 | 0.3229 | 0.2146 |
| | N | 1000 | 1000 | 1000 | 1000 | 248 | 1000 |

Nanos conducted an RDD dual frame (land- and cell- lines) random telephone survey of 1,049 Canadians, 18 years of age or older. Four week rolling average (250 per week) ending December 13th, 2019. The margin of error this survey is ± 3.1 percentage points, 19 times out of 20.

www.nanos.co