

# Canadians express higher intensity of concern for separatism in Alberta and Saskatchewan compared to Quebec; Majority of Prairie residents oppose or somewhat oppose Premier Kenney's proposed changes to pension plan and tax ministry

National survey released December, 2019  
Project 2019-1529



**CTV**  
**NEWS**

**NANOS SURVEY**

Just under six in 10 Canadians are somewhat not confident or not confident that the Trudeau Liberals will be able to manage western alienation

Canadians report a stronger intensity of concern that separatist sentiment will become stronger in Alberta and Saskatchewan compared to the province of Quebec. Canadians are twice as likely to say they are not confident or somewhat not confident in the Liberals' ability to manage western alienation than to say they are confident or somewhat confident. Two thirds of Canadians oppose or somewhat oppose Premier Kenny's ideas of instituting a provincial pension plan and tax ministry. Of note, a majority of residents in Canada's Prairie provinces oppose or somewhat oppose the concept floated by Alberta Premier Jason Kenney of the province setting up its own pension plan and withdrawing from Canada Pension Plan (CPP), establishing its own provincial tax ministry and possibly replacing the RCMP with a provincial police force

- **Half of Canadians are concerned or somewhat concerned that separatist sentiment will become stronger in Alberta and Saskatchewan** – Half of Canadians are concerned (20%) or somewhat concerned (30%) that separatists sentiment will become stronger in Alberta and Saskatchewan. Just under half are not concerned (31%) or somewhat not concerned (15%). Four per cent are unsure.
- **A majority of Canadians are somewhat not concerned or not concerned that separatists will become stronger in Quebec** – Six in ten Canadians are somewhat not concerned (19%) or not concerned (41%) that separatist sentiment will become stronger in Quebec. Just under four in ten Canadians are concerned (14%) or somewhat concerned (23%). Three per cent are unsure.
- **Just under six in ten Canadians are somewhat not confident or not confident that the Trudeau Liberals will be able to manage western alienation** – A majority of Canadians are somewhat not confident (19%) or not confident (38%) that the Trudeau liberals will be able to manage western alienation. Just under two in five Canadians are confident (10%) or somewhat confident (29%). Five per cent are unsure. Intensity of confidence is lower in the Prairies where 15 percent residents are somewhat not confident and 64 per cent are not confident.

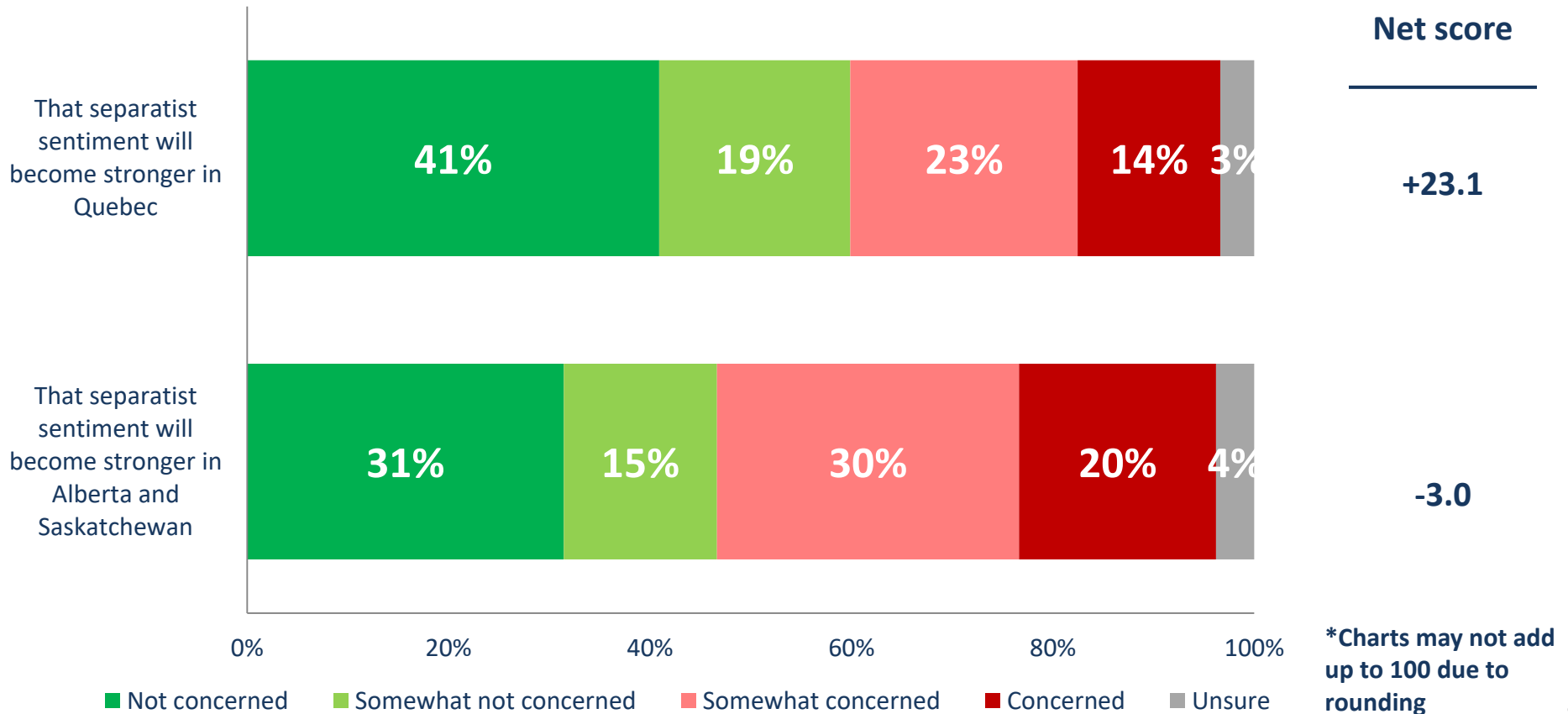
Residence of the  
Prairies are more  
likely to oppose  
than support  
Premier Kenney's  
ideas of a separate  
Alberta pension  
plan and tax  
ministry

- **Over half of Canadians somewhat oppose or oppose Premier Kenney ideas on a separate pension plan, establishing its own tax ministry and replacing the RCMP with a provincial police force** – Over half of Canadians somewhat oppose (14%) or oppose (42%) the idea of Alberta setting up its own pension plan and withdrawing from Canada Pension Plan (CPP), establishing its own provincial tax ministry and possibly replacing the RCMP with a provincial police force. One in three Canadians support (14%) or someone support (19%) this. Eleven per cent are unsure. Opposition to these ideas is lower in Quebec where 16 percent somewhat oppose and 17 per cent oppose. More residents of the Prairies oppose (43%) or somewhat oppose (15%) than support (23%) or somewhat support (15%) this.

Nanos conducted an RDD dual frame (land- and cell-lines) hybrid telephone and online random survey of 1,010 Canadians, 18 years of age or older, between November 29<sup>th</sup> to December 2<sup>nd</sup>, 2019 as part of an omnibus survey. Participants were randomly recruited by telephone using live agents and administered a survey online. The margin of error for this survey is  $\pm 3.1$  percentage points, 19 times out of 20.

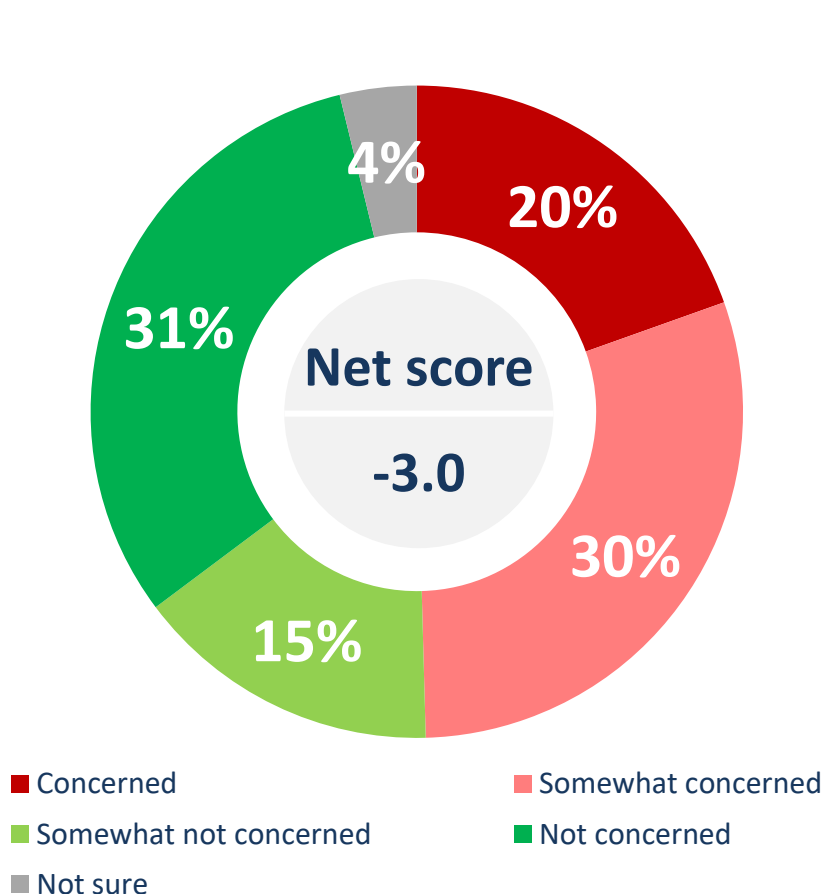
This study was commissioned by CTV News and the research was conducted by Nanos Research.

# Separatist sentiment



**QUESTION** – Are you concerned, somewhat concerned, somewhat not concerned or not concerned about the following:  
[ROTATE]

# Separatist sentiment in Alberta and Saskatchewan



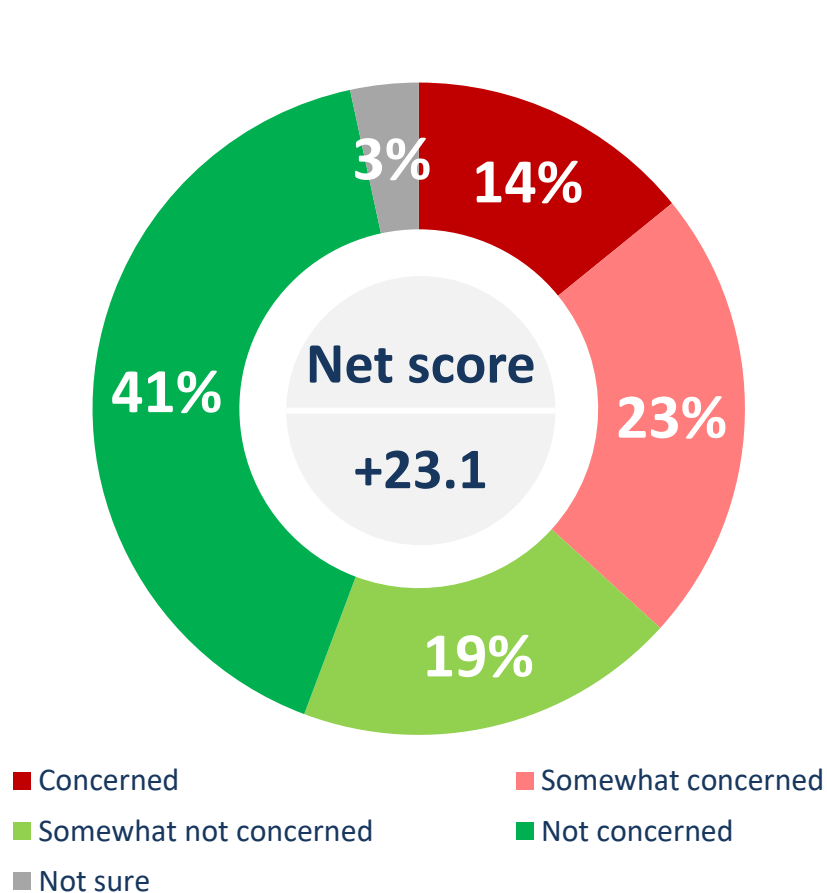
	Somewhat not concerned/ Not concerned
Atlantic (n=100)	46.5%
Quebec (n=251)	36.3%
Ontario (n=309)	59.1%
Prairies (n=197)	52.1%
British Columbia (n=153)	43.4%
Male (n=531)	45.4%
Female (n=479)	53.5%
18 to 34 (n=283)	49.0%
35 to 54 (n=340)	48.6%
55 plus (n=387)	50.9%

\*Weighted to the true population proportion.  
\*Charts may not add up to 100 due to rounding.

**QUESTION** – Are you concerned, somewhat concerned, somewhat not concerned or not concerned about the following: [ROTATE]

**That separatist sentiment will become stronger in Alberta and Saskatchewan**

# Separatist sentiment in Quebec



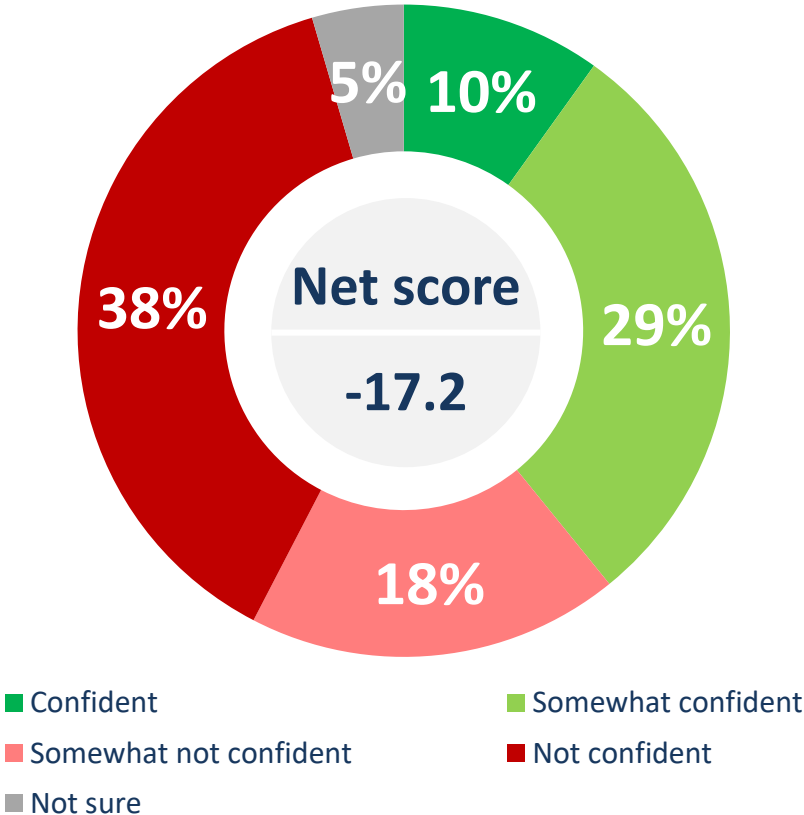
	Somewhat not concerned/ Not concerned
Atlantic (n=100)	60.1%
Quebec (n=251)	58.7%
Ontario (n=309)	54.6%
Prairies (n=197)	68.5%
British Columbia (n=153)	65.3%
Male (n=531)	65.4%
Female (n=479)	54.6%
18 to 34 (n=283)	64.3%
35 to 54 (n=340)	60.2%
55 plus (n=387)	56.4%

\*Weighted to the true population proportion.  
\*Charts may not add up to 100 due to rounding.

**QUESTION** – Are you concerned, somewhat concerned, somewhat not concerned or not concerned about the following: [ROTATE]

**That separatist sentiment will become stronger in Quebec**

# Confidence in Liberal government's ability to manage western alienation



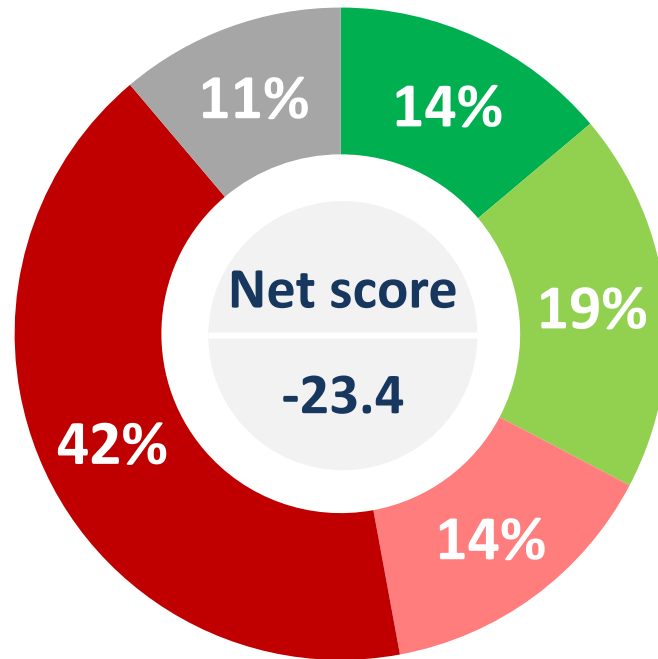
	Somewhat not confident/ Not confident
Atlantic (n=100)	39.2%
Quebec (n=251)	46.8%
Ontario (n=309)	53.8%
Prairies (n=197)	78.4%
British Columbia (n=153)	58.8%
Male (n=531)	64.4%
Female (n=479)	48.5%
18 to 34 (n=283)	59.6%
35 to 54 (n=340)	58.3%
55 plus (n=387)	39.2%

\*Weighted to the true population proportion.  
\*Charts may not add up to 100 due to rounding.

**QUESTION** – Are you confident, somewhat confident, somewhat not confident or not confident that the Trudeau Liberals will be able to manage western alienation?



# Premier Kenney setting up provincial pension plan



■ Support ■ Somewhat support ■ Somewhat oppose ■ Oppose ■ Not sure

	Somewhat oppose / Oppose
Atlantic (n=100)	71.1%
Quebec (n=251)	32.8%
Ontario (n=309)	66.0%
Prairies (n=197)	57.7%
British Columbia (n=153)	58.7%
Male (n=531)	48.3%
Female (n=479)	63.7%
18 to 34 (n=283)	59.1%
35 to 54 (n=340)	51.6%
55 plus (n=387)	58.1%

\*Weighted to the true population proportion.

\*Charts may not add up to 100 due to rounding.

**QUESTION** – As you may have heard, Alberta Premier Kenney has floated the idea of the province setting up its own pension plan and withdrawing from Canada Pension Plan (CPP), establishing its own provincial tax ministry and possibly replacing the RCMP with a provincial police force. Do you support, somewhat support, somewhat oppose or oppose any provincial government doing these things?





Nanos conducted an RDD dual frame (land- and cell-lines) hybrid telephone and online random survey of 1,010 Canadians, 18 years of age or older, between November 29<sup>th</sup> to December 2<sup>nd</sup>, 2019 as part of an omnibus survey. Participants were randomly recruited by telephone using live agents and administered a survey online. The sample included both land- and cell-lines across Canada. The results were statistically checked and weighted by age and gender using the latest Census information and the sample is geographically stratified to be representative of Canada.

Individuals randomly called using random digit dialling with a maximum of five call backs.

The margin of error for this survey is  $\pm 3.1$  percentage points, 19 times out of 20.

This study was commissioned by CTV News and the research was conducted by Nanos Research.

Note: Charts may not add up to 100 due to rounding.

# TECHNICAL NOTE

Element	Description	Element	Description
Research sponsor	CTV News	Weighting of Data	The results were weighted by age and gender using the latest Census information (2016) and the sample is geographically stratified to ensure a distribution across all regions of Canada. See tables for full weighting disclosure
Population and Final Sample Size	1010 Randomly selected individuals.		
Source of Sample	Nanos Panel		
Type of Sample	Probability	Screening	Screening ensured potential respondents did not work in the market research industry, in the advertising industry, in the media or a political party prior to administering the survey to ensure the integrity of the data.
Margin of Error	±3.1 percentage points, 19 times out of 20.	Excluded Demographics	Individuals younger than 18 years old; individuals without land or cell lines, and individuals without internet access could not participate.
Mode of Survey	RDD dual frame (land- and cell-lines) hybrid telephone and online [omnibus] survey	Stratification	By age and gender using the latest Census information (2016) and the sample is geographically stratified to be representative of Canada. Smaller areas such as Atlantic Canada were marginally oversampled to allow for a minimum regional sample.
Sampling Method Base	The sample included both land- and cell-lines RDD (Random Digit Dialed) across Canada.		
Demographics (Captured)	Atlantic Canada, Quebec, Ontario, Prairies, British Columbia; Men and Women; 18 years and older. Six digit postal code was used to validate geography.		
Fieldwork/Validation	Individuals were recruited using live interviews with live supervision to validate work, the research questions were administered online	Estimated Response Rate	10 percent, consistent with industry norms.
Number of Calls	Maximum of five call backs.	Question Order	Question order in the preceding report reflects the order in which they appeared in the original questionnaire. [IF ONE QUESTION ONLY] This was the only question asked on this topic.
Time of Calls	Individuals were called between 12-5:30 pm and 6:30-9:30pm local time for the respondent.	Question Content	This was module one of an omnibus survey. Previous content included pipelines.
Field Dates	November 29 <sup>th</sup> to December 2 <sup>nd</sup> , 2019.	Question Wording	The questions in the preceding report are written exactly as they were asked to individuals.
Language of Survey	The survey was conducted in both English and French.	Research/Data Collection Supplier	Nanos Research
Standards	Nanos Research is a member of the Canadian Research Insights Council (CRIC) and confirms that this research fully complies with all CRIC Standards including the CRIC Public Opinion Research Standards and Disclosure Requirements. <a href="https://canadianresearchinsightscouncil.ca/standards/">https://canadianresearchinsightscouncil.ca/standards/</a>	Contact	Contact Nanos Research for more information or with any concerns or questions. <a href="http://www.nanos.co">http://www.nanos.co</a> Telephone:(613) 234-4666 ext. 237 Email: <a href="mailto:info@nanosresearch.com">info@nanosresearch.com</a> .

# ABOUT NANOS



As one of North America's premier market and public opinion research firms, we put strategic intelligence into the hands of decision makers. The majority of our work is for private sector and public facing organizations and ranges from market studies, managing reputation through to leveraging data intelligence. Nanos Research offers a vertically integrated full service quantitative and qualitative research practice to attain the highest standards and the greatest control over the research process.

[www.nanos.co](http://www.nanos.co)

nanos dimap analytika



This international joint venture between [dimap](http://www.dimap.com) and [Nanos](http://www.nanos.co) brings together top research and data experts from North American and Europe to deliver exceptional data intelligence to clients. The team offers data intelligence services ranging from demographic and sentiment microtargeting; consumer sentiment identification and decision conversion; and, data analytics and profiling for consumer persuasion.

[www.nanosdimap.com](http://www.nanosdimap.com)

NANOS RUTHERFORD McKAY & Co.

NRM is an affiliate of Nanos Research and Rutherford McKay Associates. Our service offerings are based on decades of professional experience and extensive research and include public acceptance and engagement, communications audits, and narrative development. [www.nrmpublicaffairs.com](http://www.nrmpublicaffairs.com)



## 2019-1529 – CTV/Nanos Survey – Alienation and separatism – STAT SHEET

Are you concerned, somewhat concerned, somewhat not concerned or not concerned about the following: [ROTATE]

			Region						Gender		Age		
			Canada 2019-11	Atlantic	Quebec	Ontario	Prairies	British Columbia	Male	Female	18 to 34	35 to 54	55 plus
Question - That separatist sentiment will become stronger in Alberta and Saskatchewan	Total	Unwgt N	1010	100	251	309	197	153	531	479	283	340	387
		Wgt N	1000	67	233	384	183	133	490	510	273	341	386
	Concerned	%	19.6	16.6	12.4	20.9	31.1	13.9	19.7	19.4	21.4	20.1	17.8
	Somewhat concerned	%	30.0	29.9	23.9	38.2	21.0	29.5	25.7	34.1	27.6	28.5	33.1
	Somewhat not concerned	%	15.2	21.3	17.9	10.4	14.5	22.3	17.0	13.5	13.7	16.0	15.6
	Not concerned	%	31.4	27.1	40.4	27.0	31.0	31.4	36.5	26.5	32.4	30.7	31.4
	Not sure	%	3.8	5.1	5.4	3.5	2.4	2.9	1.1	6.4	4.9	4.7	2.2

Are you concerned, somewhat concerned, somewhat not concerned or not concerned about the following: [ROTATE]

			Region						Gender		Age		
			Canada 2019-11	Atlantic	Quebec	Ontario	Prairies	British Columbia	Male	Female	18 to 34	35 to 54	55 plus
Question - That separatist sentiment will become stronger in Quebec	Total	Unwgt N	1010	100	251	309	197	153	531	479	283	340	387
		Wgt N	1000	67	233	384	183	133	490	510	273	341	386
	Concerned	%	14.2	9.9	19.1	16.4	10.0	6.8	13.5	14.8	12.4	13.2	16.2
	Somewhat concerned	%	22.6	25.0	18.4	27.4	15.9	23.8	18.6	26.4	18.2	22.9	25.4
	Somewhat not concerned	%	19.0	24.0	15.8	18.9	13.8	29.5	19.2	18.8	21.2	18.9	17.5
	Not concerned	%	40.9	36.1	42.9	35.7	54.7	35.8	46.2	35.8	43.1	41.3	38.9
	Not sure	%	3.4	5.1	3.8	1.5	5.6	4.2	2.5	4.2	5.1	3.6	2.0



## 2019-1529 – CTV/Nanos Survey – Alienation and separatism – STAT SHEET

			Region						Gender		Age		
			Canada 2019-11	Atlantic	Quebec	Ontario	Prairies	British Columbia	Male	Female	18 to 34	35 to 54	55 plus
Question - Are you confident, somewhat confident, somewhat not confident or not confident that the Trudeau Liberals will be able to manage western alienation?	Total	Unwgt N	1010	100	251	309	197	153	531	479	283	340	387
		Wgt N	1000	67	233	384	183	133	490	510	273	341	386
	Confident	%	9.9	17.0	7.6	10.8	6.3	12.7	9.4	10.4	9.0	10.4	10.1
	Somewhat confident	%	29.2	37.6	36.9	32.0	12.5	26.7	25.2	33.1	25.7	24.8	35.7
	Somewhat not confident	%	18.5	16.6	22.2	18.4	14.7	18.4	18.2	18.7	24.1	15.4	17.2
	Not confident	%	37.8	22.6	24.6	35.4	63.7	40.4	46.2	29.8	35.5	42.9	35.0
	Not sure	%	4.5	6.2	8.7	3.4	2.9	1.9	1.0	7.9	5.7	6.5	2.0

			Region						Gender		Age		
			Canada 2019-11	Atlantic	Quebec	Ontario	Prairies	British Columbia	Male	Female	18 to 34	35 to 54	55 plus
Question - As you may have heard, Alberta Premier Kenney has floated the idea of the province setting up its own pension plan and withdrawing from Canada Pension Plan (CPP), establishing its own provincial tax ministry and possibly replacing the RCMP with a provincial police force. Do you support, somewhat support, somewhat oppose or oppose any provincial government doing these things?	Total	Unwgt N	1010	100	251	309	197	153	531	479	283	340	387
		Wgt N	1000	67	233	384	183	133	490	510	273	341	386
	Support	%	13.9	6.6	17.9	8.8	23.1	12.4	21.3	6.8	15.6	15.1	11.6
	Somewhat support	%	18.8	9.6	32.2	14.4	14.9	18.1	20.9	16.9	15.2	18.8	21.4
	Somewhat oppose	%	14.4	13.0	15.8	15.2	14.5	10.3	12.7	16.0	16.3	12.5	14.8
	Oppose	%	41.7	58.1	17.0	50.8	43.2	48.4	35.6	47.7	42.8	39.1	43.3
	Unsure	%	11.2	12.6	17.0	10.8	4.2	10.8	9.6	12.7	10.1	14.6	9.0