

A majority of Canadians are pleased or somewhat pleased with the outcome of the Federal election

National survey released November, 2019

Project 2019-1524



THE GLOBE AND MAIL 

 NANOS SURVEY

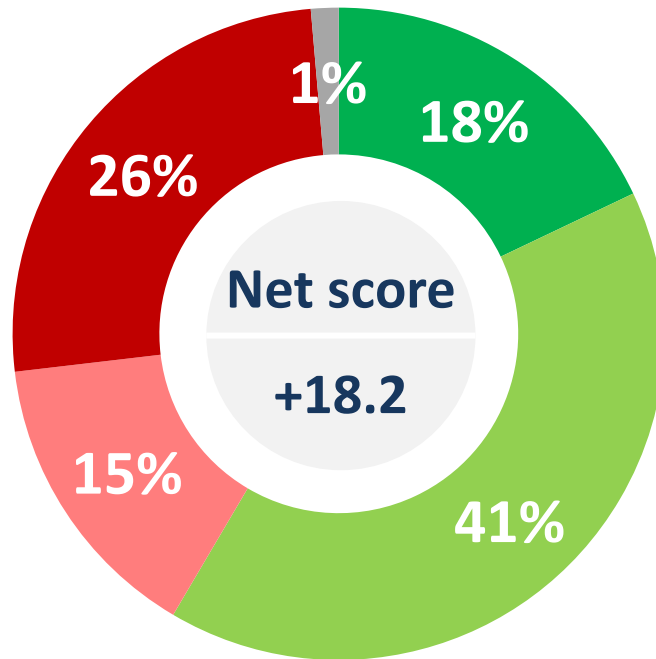
A strong majority of Canadians say the NDP will have at least some influence on what Trudeau does

A majority of Canadians are pleased or somewhat pleased with the outcome of the Federal election, while Prairie region residents are much less likely to be pleased or somewhat pleased. Over three in five Canadians say the NDP will have at least some influence over what Trudeau does given the minority government, while a strong majority of Canadians say the Bloc will have at least some influence on Trudeau.

- **A majority of Canadians are pleased or somewhat pleased with the outcome of the Federal election** – Eighteen per cent of Canadians are pleased with the outcome of the election, while 41 per cent are somewhat pleased. Fifteen per cent are somewhat disappointed with the outcome, while 25 per cent are disappointed. One per cent are unsure. Quebec residents were most likely to be pleased (18%) or somewhat pleased (50%), while Prairie region residents were least likely to be pleased (Nine per cent) or somewhat pleased (25%) with the outcome.
- **Over three in five Canadians say that the Bloc Québécois will have at least some influence on what Trudeau does** – Fifty-three per cent of Canadians say the Bloc will have some influence on what Trudeau does given the minority government, while 14 per cent say the Bloc will have a lot of influence. Twenty-four per cent say they will have very little influence and five per cent say they will have no influence. Five per cent are unsure.
- **A strong majority of Canadians say the NDP will have at least some influence on what Trudeau does** – Fifty-nine per cent of Canadians say the NDP will have some influence on what Trudeau does, given the minority government, while 24 per cent say the NDP will have a lot of influence. Twelve per cent say they will have very little influence and two per cent say they will have no influence. Two per cent are unsure.

These observations are based on an RDD dual frame (land- and cell-lines) hybrid telephone and online random survey of 1,017 Canadians, 18 years of age or older, between October 27th and 30th, 2019 as part of an omnibus survey.

This study was commissioned by the Globe and Mail and the research was conducted by Nanos Research.

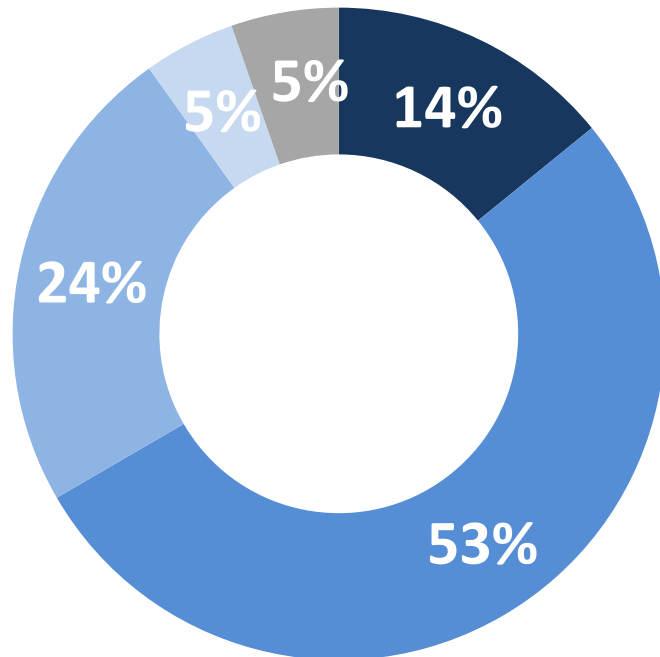


- Pleased with the outcome
- Somewhat pleased with the outcome
- Somewhat disappointed with the outcome
- Disappointed with the outcome
- Unsure

	Pleased/Somewhat pleased
Atlantic (n=103)	56.4%
Quebec (n=251)	67.6%
Ontario (n=300)	66.2%
Prairies (n=211)	33.8%
British Columbia (n=152)	62.1%
Male (n=529)	51.9%
Female (n=488)	64.9%
18 to 34 (n=310)	59.2%
35 to 54 (n=355)	56.6%
55 plus (n=352)	59.6%

*Weighted to the true population proportion.
*Charts may not add up to 100 due to rounding.

QUESTION – On October 21st, Canadians elected a Liberal minority government, which will need the support of at least one other party in the House of Commons to govern and pass budgets. Are you...

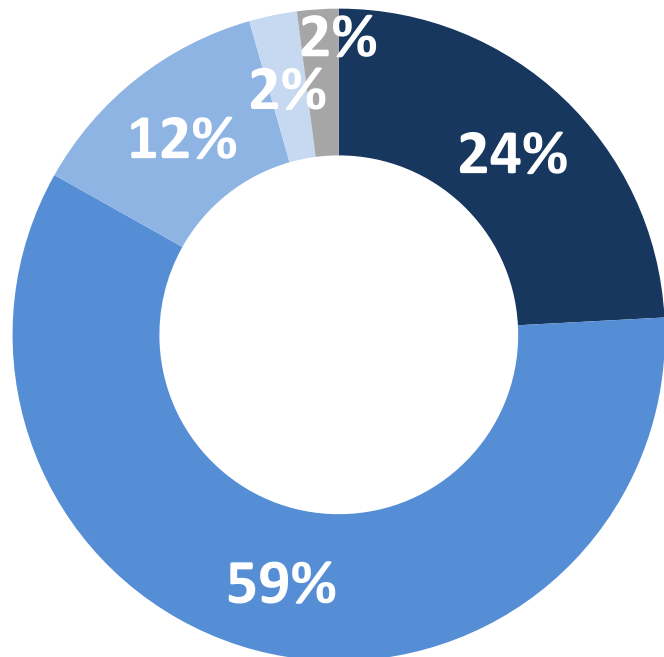


- Have a lot of influence on what Trudeau does
- Have some influence on what Trudeau does
- Have very little influence on what Trudeau does
- Have no influence on what Trudeau does
- Unsure

	Have some influence	Have a lot of influence
Atlantic (n=103)	49.6%	20.2%
Quebec (n=251)	58.3%	2.4%
Ontario (n=300)	48.4%	15.5%
Prairies (n=211)	47.8%	24.9%
British Columbia (n=152)	59.2%	12.6%
Male (n=529)	47.6%	14.9%
Female (n=488)	57.2%	13.4%
18 to 34 (n=310)	54.1%	8.2%
35 to 54 (n=355)	48.8%	16.6%
55 plus (n=352)	54.6%	16.1%

*Weighted to the true population proportion.
 *Charts may not add up to 100 due to rounding.

QUESTION – The Liberals will have a minority of seats in the House of Commons, which means they will require another party's co-operation to pass bills. Because of that do you think the Bloc Québécois will:



- Have a lot of influence on what Trudeau does
- Have some influence on what Trudeau does
- Have very little influence on what Trudeau does
- Have no influence on what Trudeau does
- Unsure

	Have some influence	Have a lot of influence
Atlantic (n=103)	53.9%	34.2%
Quebec (n=251)	61.9%	17.6%
Ontario (n=300)	59.3%	27.3%
Prairies (n=211)	53.7%	24.5%
British Columbia (n=152)	63.8%	21.6%
Male (n=529)	56.0%	29.0%
Female (n=488)	61.9%	19.5%
18 to 34 (n=310)	59.2%	23.1%
35 to 54 (n=355)	59.9%	24.7%
55 plus (n=352)	58.0%	24.4%

*Weighted to the true population proportion.
 *Charts may not add up to 100 due to rounding.

QUESTION – The Liberals will have a minority of seats in the House of Commons, which means they will require another party's co-operation to pass bills. Because of that do you think the NDP will:



Nanos conducted an RDD dual frame (land- and cell-lines) hybrid telephone and online random survey of 1,017 Canadians, 18 years of age or older, between October 27th and 30th, 2019 as part of an omnibus survey. Participants were randomly recruited by telephone using live agents and administered a survey online. The sample included both land- and cell-lines across Canada. The results were statistically checked and weighted by age and gender using the latest Census information and the sample is geographically stratified to be representative of Canada.

Individuals randomly called using random digit dialling with a maximum of five call backs.

The margin of error for this survey is ± 3.1 percentage points, 19 times out of 20.

This study was commissioned by the Globe and Mail and the research was conducted by Nanos Research.

Note: Charts may not add up to 100 due to rounding.

Element	Description	Element	Description
Research sponsor	The Globe and Mail	Weighting of Data	The results were weighted by age and gender using the latest Census information (2016) and the sample is geographically stratified to ensure a distribution across all regions of Canada. See tables for full weighting disclosure
Population and Final Sample Size	1017 Randomly selected individuals.		
Source of Sample	Dynata		
Type of Sample	Probability	Screening	Screening ensured potential respondents did not work in the market research industry, in the advertising industry, in the media or a political party prior to administering the survey to ensure the integrity of the data.
Margin of Error	±3.1 percentage points, 19 times out of 20.	Excluded Demographics	Individuals younger than 18 years old; individuals without land or cell lines, and individuals without internet access could not participate.
Mode of Survey	RDD dual frame (land- and cell-lines) hybrid telephone and online omnibus survey	Stratification	By age and gender using the latest Census information (2016) and the sample is geographically stratified to be representative of Canada. Smaller areas such as Atlantic Canada were marginally oversampled to allow for a minimum regional sample.
Sampling Method Base	The sample included both land- and cell-lines RDD (Random Digit Dialed) across Canada.		
Demographics (Captured)	Atlantic Canada, Quebec, Ontario, Prairies, British Columbia; Men and Women; 18 years and older. Six digit postal code was used to validate geography.	Estimated Response Rate	12 percent, consistent with industry norms.
Fieldwork/Validation	Individuals were recruited using live interviews with live supervision to validate work, the research questions were administered online	Question Order	Question order in the preceding report reflects the order in which they appeared in the original questionnaire.
Number of Calls	Maximum of five call backs.	Question Content	This was module two of an omnibus survey. Previous content included unprompted national issues of concern, national ballot preferences, the new Liberal government, and friction points in the federation.
Time of Calls	Individuals were called between 12-5:30 pm and 6:30-9:30pm local time for the respondent.		
Field Dates	October 27 th to 30 th , 2019.	Question Wording	The questions in the preceding report are written exactly as they were asked to individuals.
Language of Survey	The survey was conducted in both English and French.	Research/Data Collection Supplier	Nanos Research
Standards	Nanos Research is a member of the Canadian Research Insights Council (CRIC) and confirms that this research fully complies with all CRIC Standards including the CRIC Public Opinion Research Standards and Disclosure Requirements. https://canadianresearchinsightscouncil.ca/standards/	Contact	Contact Nanos Research for more information or with any concerns or questions. http://www.nanos.co Telephone:(613) 234-4666 ext. 237 Email: info@nanosresearch.com.



nanos dimap analytika



NANOS RUTHERFORD McKAY & Co.

As one of North America's premier market and public opinion research firms, we put strategic intelligence into the hands of decision makers. The majority of our work is for private sector and public facing organizations and ranges from market studies, managing reputation through to leveraging data intelligence. Nanos Research offers a vertically integrated full service quantitative and qualitative research practice to attain the highest standards and the greatest control over the research process.

www.nanos.co

This international joint venture between [dimap](http://www.dimap.com) and [Nanos](http://www.nanos.co) brings together top research and data experts from North American and Europe to deliver exceptional data intelligence to clients. The team offers data intelligence services ranging from demographic and sentiment microtargeting; consumer sentiment identification and decision conversion; and, data analytics and profiling for consumer persuasion.

www.nanosdimap.com

NRM is an affiliate of Nanos Research and Rutherford McKay Associates. Our service offerings are based on decades of professional experience and extensive research and include public acceptance and engagement, communications audits, and narrative development. www.nrmpublicaffairs.com

TABULATIONS

THE GLOBE AND MAIL   NANOS



2019-1524 – Globe and Mail/Nanos Survey – Omni ending October 30th, 2019 – STAT SHEET

			Region						Gender		Age		
			Canada 2019-10	Atlantic	Quebec	Ontario	Prairies	British Columbia	Male	Female	18 to 34	35 to 54	55 plus
Question - On October 21st, Canadians elected a Liberal minority government, which will need the support of at least one other party in the House of Commons to govern and pass budgets. Are you...	Total	Unwgt N	1017	103	251	300	211	152	529	488	310	355	352
		Wgt N	1000	100	250	300	200	150	491	509	271	340	389
	Pleased with the outcome	%	17.9	15.6	17.7	23.2	9.4	20.5	18.8	17.1	15.0	17.8	20.1
	Somewhat pleased with the outcome	%	40.5	40.8	49.9	42.9	24.5	41.6	33.1	47.7	44.2	38.8	39.5
	Somewhat disappointed with the outcome	%	14.7	10.4	19.5	11.7	17.8	11.3	17.9	11.6	17.9	14.9	12.2
	Disappointed with the outcome	%	25.5	31.7	11.3	21.3	46.9	24.7	29.1	22.0	20.8	26.9	27.5
	Unsure	%	1.4	1.5	1.6	0.9	1.4	1.9	1.2	1.5	2.1	1.5	0.7

			Region						Gender		Age		
			Canada 2019-10	Atlantic	Quebec	Ontario	Prairies	British Columbia	Male	Female	18 to 34	35 to 54	55 plus
Question - The Liberals will have a minority of seats in the House of Commons, which means they will require another party's co-operation to pass bills. Because of that do you think the Bloc Québécois will:	Total	Unwgt N	1017	103	251	300	211	152	529	488	310	355	352
		Wgt N	1000	100	250	300	200	150	491	509	271	340	389
	Have a lot of influence on what Trudeau does	%	14.1	20.2	2.4	15.5	24.9	12.6	14.9	13.4	8.2	16.6	16.1
	Have some influence on what Trudeau does	%	52.5	49.6	58.3	48.4	47.8	59.2	47.6	57.2	54.1	48.8	54.6
	Have very little influence on what Trudeau does	%	23.5	19.0	31.8	26.2	12.4	22.0	28.9	18.3	23.6	23.9	23.1
	Have no influence on what Trudeau does	%	4.5	3.9	5.9	3.6	5.5	3.3	5.6	3.5	6.1	4.5	3.5
	Unsure	%	5.3	7.2	1.7	6.3	9.5	2.8	2.9	7.6	8.0	6.3	2.6

2019-1524 – Globe and Mail/Nanos Survey – Omni ending October 30th, 2019 – STAT SHEET

			Region						Gender		Age		
			Canada 2019-10	Atlantic	Quebec	Ontario	Prairies	British Columbia	Male	Female	18 to 34	35 to 54	55 plus
Question - The Liberals will have a minority of seats in the House of Commons, which means they will require another party's co-operation to pass bills. Because of that do you think the NDP will:	Total	Unwgt N	1017	103	251	300	211	152	529	488	310	355	352
		Wgt N	1000	100	250	300	200	150	491	509	271	340	389
	Have a lot of influence on what Trudeau does	%	24.2	34.2	17.6	27.3	24.5	21.6	29.0	19.5	23.1	24.7	24.4
	Have some influence on what Trudeau does	%	59.0	53.9	61.9	59.3	53.7	63.8	56.0	61.9	59.2	59.9	58.0
	Have very little influence on what Trudeau does	%	12.4	6.2	16.1	9.4	16.4	11.2	11.3	13.5	11.3	11.4	14.1
	Have no influence on what Trudeau does	%	2.4	3.9	2.8	1.9	2.2	1.8	2.2	2.6	3.3	1.3	2.7
	Unsure	%	2.1	1.9	1.6	2.0	3.2	1.5	1.5	2.6	3.2	2.7	0.7

Nanos conducted an RDD dual frame (land- and cell- lines) hybrid telephone and online random survey of 1,017 Canadians, 18 years of age or older, between October 27th to October 30th, 2019. The margin of error for this survey is ± 3.1 percentage points, 19 times out of 20.

www.nanos.co