


Majority of Canadians say they have a problem with the slaughter of Canadian horses for human consumption and are uncomfortable or somewhat uncomfortable with the export of horse meat from Canada for human consumption

Horse Survey | Summary

Conducted by Nanos for the Parliamentary Group, June 2019
Submission 2019-1466

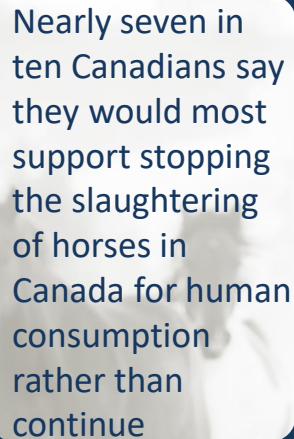




A majority of Canadians say they have a problem with the slaughter of Canadian horses for human consumption

A majority of Canadians say they have a problem with the slaughter of Canadian horses for human consumption and are uncomfortable or somewhat uncomfortable with the export of horse meat from Canada for human consumption. Over two thirds of Canadians say they would most support stopping the slaughtering of horses in Canada for human consumption rather than continue.

- **A majority of Canadians have a problem with the slaughter of Canadian horses for human consumption** – Asked which statement more closely reflects their own viewpoint regarding the slaughter of Canadian horses for meat, over six in ten Canadians (64%) said the statement “I have a problem with the slaughter of Canadian horses for human consumption” more closely reflects their own view point, while just under two in ten (19%) said “I do not have a problem with the slaughter of Canadian horses for human consumption”. Seventeen per cent are unsure. Women (74%) were more likely to say the statement “I have a problem with the slaughter of Canadian horses for human consumption” more closely reflects their viewpoint than men (55%).
- **Just over two thirds of Canadians say they are uncomfortable or somewhat uncomfortable with the export of horse meat from Canada for human consumption** – Just over two in three Canadians say they are uncomfortable (51%) or somewhat uncomfortable (17%) with the export of horse meat from Canada for human consumption, while just under one in four say they are comfortable (11%) or somewhat comfortable (12%) with this. Nine per cent are unsure. Women were more likely to say they feel uncomfortable (65%) with the export of horse meat from Canada for human consumption compared to men (36%). Residents of the Atlantic region (59%) were more likely to report being uncomfortable while residents of Quebec (45%) and the Prairies (46%) were less likely to report being uncomfortable.



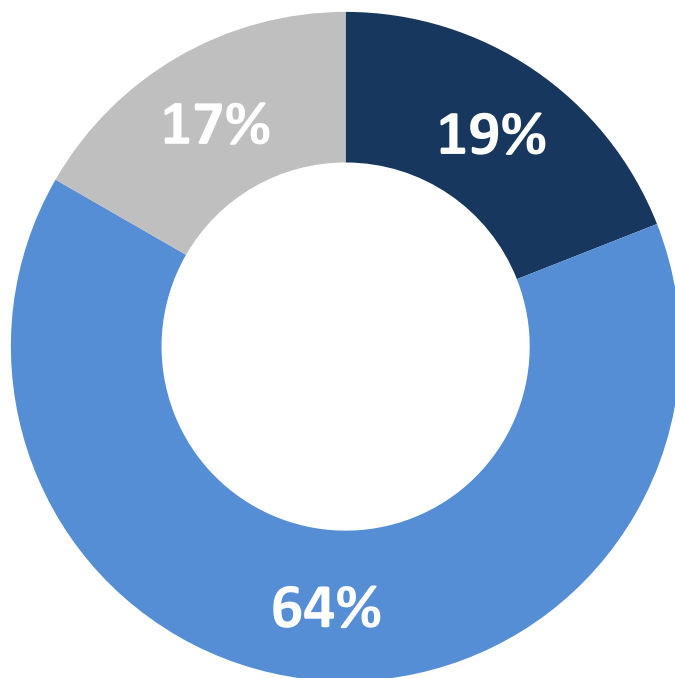
Nearly seven in ten Canadians say they would most support stopping the slaughtering of horses in Canada for human consumption rather than continue

- **Nearly seven in ten Canadians say they would most support stopping the slaughtering of horses in Canada for human consumption rather than continue the policy** – Asked which path they would support most for Canada, a majority of Canadians (69%) say they would support Canada stopping the slaughtering of horses in Canada for human consumption rather than continuing it, while just under two in ten (17%) say they would support Canada continuing the policy of slaughtering horses for human consumption. Fourteen per cent are unsure. Residents of Ontario (74%), the Atlantic region (73%) and British Columbia (72%) were more likely to say they would support Canada stopping the slaughtering of horses in Canada for human consumption rather than continuing to allow it, while Quebec residents (62%) were less likely to say so. Canadians that say they would consider voting for the NDP were more likely to say they would support Canada stopping the slaughtering of horses in Canada for human consumption (75%) than those who said they would not consider voting for the NDP (64%).
- **Canadians are over four times more likely to say they would have a more positive impression rather than a more negative impression of a politician that supported a ban in Canada on the slaughter of horses for human consumption** – Asked what kind of impact it would have on their impression of a politician if that politician supported a ban in Canada on the slaughter of horses for human consumption, over one in two (52%) say they would have a more positive impression of that politician, while just under one in four (23%) say it would have no impact, and over one in ten (11%) say they would have a more negative impression of that politician. Thirteen per cent are unsure. Women (60%) were more likely to say they would have a more positive impression of that politician than men (44%). Canadians that say they would consider voting for the Liberals were more likely to say they would have a more positive impression of that politician (59%) than those who said they would not consider voting for the Liberals (47%). Canadians that say they would consider voting for the NDP were more likely to say they would have a more positive impression of that politician (62%) than those who said they would not consider voting for the NDP (45%).

These observations are based on an online national representative survey of 1,033 Canadians, 18 years of age or older, between June 14th and 18th, 2019.

This study was commissioned by the Parliamentary Group and the research was conducted by Nanos Research.

Views on the slaughter of horses



- I do not have a problem with the slaughter of Canadian horses for human consumption
- I have a problem with the slaughter of Canadian horses for human consumption
- Unsure

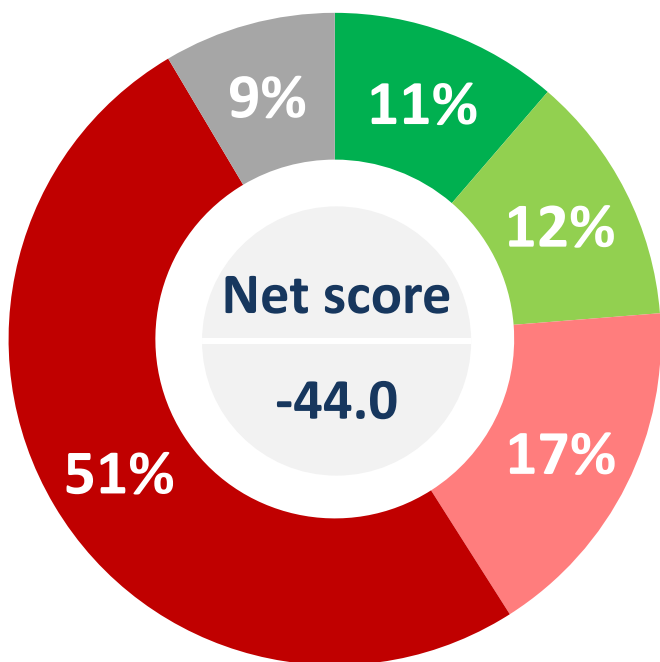
| | Has a problem |
|---------------------------------------|---------------|
| Atlantic (n=103) | 67.7% |
| Quebec (n=253) | 56.2% |
| Ontario (n=314) | 68.5% |
| Prairies (n=210) | 62.6% |
| British Columbia (n=153) | 69.2% |
| Male (n=502) | 54.6% |
| Female (n=525) | 73.6% |
| 18 to 34 (n=320) | 66.0% |
| 35 to 54 (n=442) | 62.4% |
| 55 plus (n=271) | 64.7% |
| Considers voting Liberal (n=484) | 66.0% |
| Considers voting Conservative (n=438) | 67.6% |
| Considers voting NDP (n=393) | 68.4% |
| Considers voting Green (n=355) | 69.6% |

*Weighted to the true population proportion.

*Charts may not add up to 100 due to rounding.

QUESTION – Government statistics show that in 2016 more than 54,000 horses were slaughtered in Canada for human consumption or shipped out of the country for the same purpose. Which of the following two viewpoints more closely reflects your own regarding the slaughter of Canadian horses for meat? [ROTATE]

Views on the slaughter of horses exported for human consumption



■ Comfortable
■ Somewhat comfortable
■ Somewhat uncomfortable
■ Uncomfortable
■ Unsure

Uncomfortable/somewhat uncomfortable

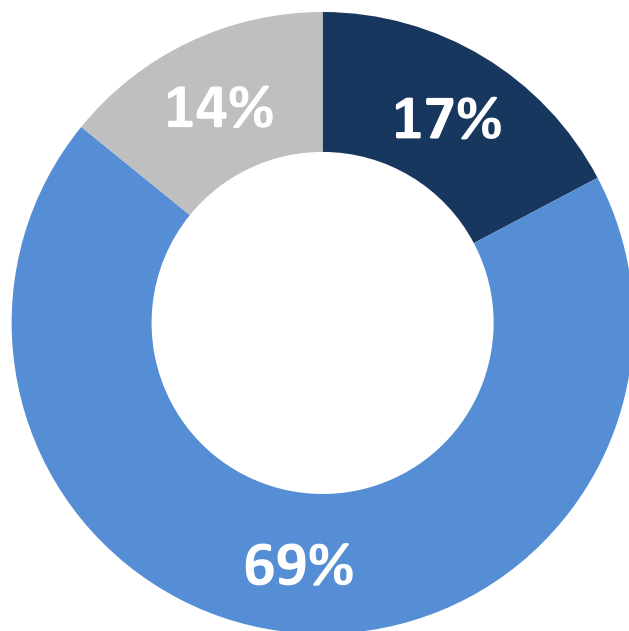
| | |
|---------------------------------------|-------|
| Atlantic (n=103) | 71.3% |
| Quebec (n=253) | 62.5% |
| Ontario (n=314) | 72.9% |
| Prairies (n=210) | 62.1% |
| British Columbia (n=153) | 71.2% |
| Male (n=502) | 54.9% |
| Female (n=525) | 80.1% |
| 18 to 34 (n=320) | 67.8% |
| 35 to 54 (n=442) | 64.9% |
| 55 plus (n=271) | 70.1% |
| Considers voting Liberal (n=484) | 68.3% |
| Considers voting Conservative (n=438) | 69.3% |
| Considers voting NDP (n=393) | 70.7% |
| Considers voting Green (n=355) | 71.2% |

*Weighted to the true population proportion.

*Charts may not add up to 100 due to rounding.

QUESTION – The business of slaughtering horses for human consumption also includes exporting the meat to other countries. Are you comfortable, somewhat comfortable, somewhat uncomfortable or uncomfortable with the export of horse meat from Canada for human consumption?

Direction for policies on the slaughter of horses



- Continue the policy of slaughtering horses for human consumption
- Stop the slaughtering of horses in Canada for human consumption
- Unsure

| | Stop the slaughtering |
|---------------------------------------|-----------------------|
| Atlantic (n=103) | 72.6% |
| Quebec (n=253) | 61.7% |
| Ontario (n=314) | 73.9% |
| Prairies (n=210) | 64.9% |
| British Columbia (n=153) | 71.6% |
| Male (n=502) | 58.6% |
| Female (n=525) | 78.2% |
| 18 to 34 (n=320) | 69.9% |
| 35 to 54 (n=442) | 67.3% |
| 55 plus (n=271) | 68.8% |
| Considers voting Liberal (n=484) | 69.3% |
| Considers voting Conservative (n=438) | 70.9% |
| Considers voting NDP (n=393) | 74.6% |
| Considers voting Green (n=355) | 72.7% |

*Weighted to the true population proportion.

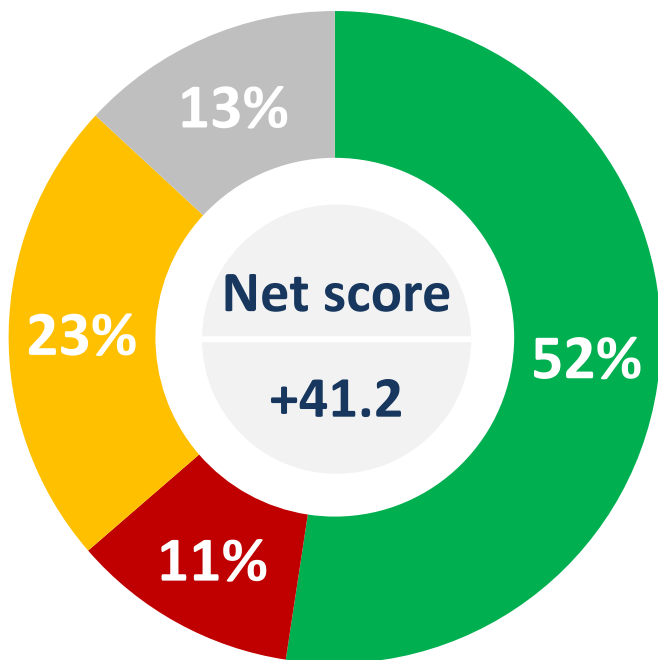
*Charts may not add up to 100 due to rounding.

QUESTION – As you may know, some countries slaughter horses for human consumption and other countries, such as the United States, do not allow the slaughter of horses for human consumption. Thinking of Canada which of the following paths forward would you support most? [ROTATE]

Impression of politician that would support a ban on the slaughter of horse for human consumption



The Parliamentary Group



■ More positive ■ More negative ■ No impact ■ Unsure

More positive

| | |
|---------------------------------------|-------|
| Atlantic (n=103) | 56.9% |
| Quebec (n=253) | 48.2% |
| Ontario (n=314) | 58.1% |
| Prairies (n=210) | 48.2% |
| British Columbia (n=153) | 50.7% |
| Male (n=502) | 44.4% |
| Female (n=525) | 60.1% |
| 18 to 34 (n=320) | 52.2% |
| 35 to 54 (n=442) | 50.5% |
| 55 plus (n=271) | 54.2% |
| Considers voting Liberal (n=484) | 58.7% |
| Considers voting Conservative (n=438) | 53.8% |
| Considers voting NDP (n=393) | 62.4% |
| Considers voting Green (n=355) | 61.4% |

*Weighted to the true population proportion.

*Charts may not add up to 100 due to rounding.

QUESTION – If a politician supported a ban in Canada on the slaughter of horses for human consumption, would you have a more positive impression of that politician, a more negative impression of that politician or would it have no impact on your impression of that politician?



Nanos conducted an online national representative survey of 1,033 Canadians, 18 years of age or older, between June 14th and 18th, 2019. The results were statistically checked and weighted by age using the latest Census information and the sample is geographically stratified to be representative of Canada.

No margin of error applies to this research.

The research was commissioned by the Parliamentary Group and was conducted by Nanos Research.

Note: Charts may not add up to 100 due to rounding.

TECHNICAL NOTE

| Element | Description |
|--|--|
| Organization who commissioned the research | The Parliamentary Group |
| Final Sample Size | 1,033 Canadians. |
| Margin of Error | No margin of error applies to this survey. |
| Mode of Survey | Online survey |
| Sampling Method Base | The sample included Canadians 18 years of age and older. |
| Demographics (Captured) | Atlantic Canada, Quebec, Ontario, Prairies, British Columbia; Men and Women; 18 years and older. Six digit postal code was used to validate geography. |
| Fieldwork/Validation | Not applicable. |
| Number of Calls | Not applicable. |
| Time of Calls | Not applicable. |
| Field Dates | June 14 th to 18 th , 2019. |
| Language of Survey | The survey was conducted in both English and French. |
| Standards | This report exceeds the standards set forth by CRIC, ESOMAR and AAPOR. |

| Element | Description |
|-------------------------|---|
| Weighting of Data | The results were weighted by age and gender using the latest Census information (2016) and the sample is geographically stratified to ensure a distribution across all regions of Canada. See tables for full weighting disclosure |
| Screening | Screening ensured potential respondents did not work in the market research industry, in the advertising industry, in the media or a political party prior to administering the survey to ensure the integrity of the data. |
| Excluded Demographics | Individuals younger than 18 years old; individuals without internet access could not participate. |
| Stratification | By age and gender using the latest Census information (2016) and the sample is geographically stratified to be representative of Canada. Smaller areas such as Atlantic Canada were marginally oversampled to allow for a minimum regional sample. |
| Estimated Response Rate | Not applicable. |
| Question Order | Question order in the preceding report reflects the order in which they appeared in the original questionnaire. |
| Question Content | All questions are included in the report. |
| Question Wording | The questions in the preceding report are written exactly as they were asked to individuals. |
| Survey Company | Nanos Research |
| Contact | Contact Nanos Research for more information or with any concerns or questions. http://www.nanos.co Telephone:(613) 234-4666 ext. 237 Email: info@nanosresearch.com . |

ABOUT NANOS



As one of North America's premier market and public opinion research firms, we put strategic intelligence into the hands of decision makers. The majority of our work is for private sector and public facing organizations and ranges from market studies, managing reputation through to leveraging data intelligence. Nanos Research offers a vertically integrated full service quantitative and qualitative research practice to attain the highest standards and the greatest control over the research process.

www.nanos.co



A public relations consultancy for executives and organizations with images to create, issues to manage, relationships to build, and reputations to protect in a digitally disrupted era. We serve senior leaders with PR counsel that is both strategic and social, informed by a deep understanding of analytics, content, communities, media, sustainability and technology. www.signaleadership.com

nanos dimap analytika



dimap

This international joint venture between dimap and Nanos brings together top research and data experts from North American and Europe to deliver exceptional data intelligence to clients. The team offers data intelligence services ranging from demographic and sentiment microtargeting; consumer sentiment identification and decision conversion; and, data analytics and profiling for consumer persuasion.

www.nanosdimap.com

NANOS RUTHERFORD McKAY & Co.

NRM is an affiliate of Nanos Research and Rutherford McKay Associates. Our service offerings are based on decades of professional experience and extensive research and include public acceptance and engagement, communications audits, and narrative development. www.nrmpublicaffairs.com

TABULATIONS





2019-1466 – Horse Survey – STAT SHEET

| | | | Region.. | | | | | | Please enter your gender | | | Age | | |
|--|---|---------|----------------|----------|--------|---------|----------|------------------|--------------------------|--------|-------|----------|----------|---------|
| | | | Canada 2019-06 | Atlantic | Quebec | Ontario | Prairies | British Columbia | Male | Female | Other | 18 to 34 | 35 to 54 | 55 plus |
| Question 1 - Government statistics show that in 2016 more than 54,000 horses were slaughtered in Canada for human consumption or shipped out of the country for the same purpose. Which of the following two viewpoints more closely reflects your own regarding the slaughter of Canadian horses for meat? [ROTATE] | Total | Unwgt N | 1033 | 103 | 253 | 314 | 210 | 153 | 502 | 525 | 5 | 320 | 442 | 271 |
| | | Wgt N | 1000 | 100 | 250 | 299 | 200 | 150 | 491 | 508 | 1 | 271 | 339 | 389 |
| | I do not have a problem with the slaughter of Canadian horses for human consumption | % | 19.0 | 16.6 | 25.4 | 13.9 | 21.9 | 16.4 | 28.5 | 9.9 | | 15.8 | 16.5 | 23.5 |
| | I have a problem with the slaughter of Canadian horses for human consumption | % | 64.3 | 67.7 | 56.2 | 68.5 | 62.6 | 69.2 | 54.6 | 73.6 | | 66.0 | 62.4 | 64.7 |
| | Unsure | % | 16.7 | 15.7 | 18.3 | 17.6 | 15.5 | 14.3 | 16.9 | 16.5 | | 18.3 | 21.0 | 11.8 |

Nanos conducted an online national representative survey of 1,033 Canadians, 18 years of age or older, between June 14th and 18th, 2019. *Columns have been shaded when there are less than 30 respondents.

www.nanos.co



2019-1466 – Horse Survey – STAT SHEET

| | | | Region.. | | | | | | Please enter your gender | | | Age | | |
|---|------------------------|---------|----------------|----------|--------|---------|----------|------------------|--------------------------|--------|-------|----------|----------|---------|
| | | | Canada 2019-06 | Atlantic | Quebec | Ontario | Prairies | British Columbia | Male | Female | Other | 18 to 34 | 35 to 54 | 55 plus |
| Question 2 - The business of slaughtering horses for human consumption also includes exporting the meat to other countries. Are you comfortable, somewhat comfortable, somewhat uncomfortable or uncomfortable with the export of horse meat from Canada for human consumption? | Total | Unwgt N | 1033 | 103 | 253 | 314 | 210 | 153 | 502 | 525 | 5 | 320 | 442 | 271 |
| | | Wgt N | 1000 | 100 | 250 | 299 | 200 | 150 | 491 | 508 | 1 | 271 | 339 | 389 |
| | Comfortable | % | 11.3 | 11.3 | 12.9 | 9.4 | 12.8 | 10.6 | 17.7 | 5.1 | | 8.4 | 10.9 | 13.7 |
| | Somewhat comfortable | % | 12.4 | 8.5 | 13.8 | 11.3 | 14.3 | 12.6 | 19.0 | 6.0 | | 14.9 | 12.0 | 11.0 |
| | Somewhat uncomfortable | % | 17.2 | 12.7 | 17.2 | 18.0 | 16.4 | 20.1 | 19.0 | 15.5 | | 20.0 | 18.0 | 14.7 |
| | Uncomfortable | % | 50.5 | 58.6 | 45.3 | 54.9 | 45.7 | 51.1 | 35.9 | 64.6 | | 47.8 | 46.9 | 55.4 |
| | Unsure | % | 8.5 | 8.9 | 10.9 | 6.4 | 10.8 | 5.7 | 8.4 | 8.7 | | 8.8 | 12.2 | 5.2 |

Nanos conducted an online national representative survey of 1,033 Canadians, 18 years of age or older, between June 14th and 18th, 2019. *Columns have been shaded when there are less than 30 respondents.

www.nanos.co



2019-1466 – Horse Survey – STAT SHEET

| | | | Region.. | | | | | | Please enter your gender | | | Age | | |
|--|--|---------|----------------|----------|--------|---------|----------|------------------|--------------------------|--------|-------|----------|----------|---------|
| | | | Canada 2019-06 | Atlantic | Quebec | Ontario | Prairies | British Columbia | Male | Female | Other | 18 to 34 | 35 to 54 | 55 plus |
| Question 3 - As you may know, some countries slaughter horses for human consumption and other countries, such as the United States, do not allow the slaughter of horses for human consumption. Thinking of Canada which of the following paths forward would you support most? [ROTATE] | Total | Unwgt N | 1033 | 103 | 253 | 314 | 210 | 153 | 502 | 525 | 5 | 320 | 442 | 271 |
| | | Wgt N | 1000 | 100 | 250 | 299 | 200 | 150 | 491 | 508 | 1 | 271 | 339 | 389 |
| | Continue the policy of slaughtering horses for human consumption | % | 17.3 | 18.8 | 20.3 | 12.1 | 20.8 | 16.8 | 26.0 | 8.8 | | 14.9 | 15.6 | 20.4 |
| | Stop the slaughtering of horses in Canada for human consumption | % | 68.6 | 72.6 | 61.7 | 73.9 | 64.9 | 71.6 | 58.6 | 78.2 | | 69.9 | 67.3 | 68.8 |
| | Unsure | % | 14.1 | 8.6 | 18.1 | 13.9 | 14.3 | 11.5 | 15.4 | 13.0 | | 15.2 | 17.2 | 10.8 |

Nanos conducted an online national representative survey of 1,033 Canadians, 18 years of age or older, between June 14th and 18th, 2019. *Columns have been shaded when there are less than 30 respondents.

www.nanos.co



2019-1466 – Horse Survey – STAT SHEET

| | | | Region.. | | | | | | Please enter your gender | | | Age | | |
|--|---------------|---------|----------------|----------|--------|---------|----------|------------------|--------------------------|--------|-------|----------|----------|---------|
| | | | Canada 2019-06 | Atlantic | Quebec | Ontario | Prairies | British Columbia | Male | Female | Other | 18 to 34 | 35 to 54 | 55 plus |
| Question 4 - If a politician supported a ban in Canada on the slaughter of horses for human consumption, would you have a more positive impression of that politician, a more negative impression of that politician or would it have no impact on your impression of that politician? | Total | Unwgt N | 1033 | 103 | 253 | 314 | 210 | 153 | 502 | 525 | 5 | 320 | 442 | 271 |
| | | Wgt N | 1000 | 100 | 250 | 299 | 200 | 150 | 491 | 508 | 1 | 271 | 339 | 389 |
| | More positive | % | 52.4 | 56.9 | 48.2 | 58.1 | 48.2 | 50.7 | 44.4 | 60.1 | | 52.2 | 50.5 | 54.2 |
| | More negative | % | 11.2 | 10.8 | 13.5 | 10.1 | 12.5 | 8.4 | 14.7 | 7.9 | | 12.4 | 11.1 | 10.6 |
| | No impact | % | 23.2 | 21.5 | 23.2 | 19.6 | 25.7 | 28.5 | 30.0 | 16.8 | | 22.8 | 24.5 | 22.5 |
| | Unsure | % | 13.1 | 10.8 | 15.2 | 12.1 | 13.7 | 12.4 | 10.9 | 15.2 | | 12.6 | 13.9 | 12.7 |

Nanos conducted an online national representative survey of 1,033 Canadians, 18 years of age or older, between June 14th and 18th, 2019. *Columns have been shaded when there are less than 30 respondents.

www.nanos.co



2019-1466 – Horse Survey – STAT SHEET

Thinking of the federal political situation in Canada, regardless of how you actually vote, would you consider or not consider voting for any of the following FEDERAL political parties? [RANDOMIZE]

| | | | Region.. | | | | | | Please enter your gender | | | Age | | |
|--------------------------------------|--------------|---------|----------------|----------|--------|---------|----------|------------------|--------------------------|--------|-------|----------|----------|---------|
| | | | Canada 2019-06 | Atlantic | Quebec | Ontario | Prairies | British Columbia | Male | Female | Other | 18 to 34 | 35 to 54 | 55 plus |
| Question 5 - Liberal Party of Canada | Total | Unwgt N | 1033 | 103 | 253 | 314 | 210 | 153 | 502 | 525 | 5 | 320 | 442 | 271 |
| | | Wgt N | 1000 | 100 | 250 | 299 | 200 | 150 | 491 | 508 | 1 | 271 | 339 | 389 |
| | | Mean | 14.05 | 15.51 | 17.63 | 11.58 | 12.35 | 14.33 | 11.66 | 16.37 | | 18.35 | 13.81 | 11.26 |
| | Consider | % | 45.6 | 49.7 | 44.9 | 54.2 | 34.6 | 41.4 | 45.8 | 45.3 | | 49.2 | 47.1 | 41.7 |
| | Not consider | % | 37.8 | 31.7 | 33.7 | 32.3 | 51.1 | 41.6 | 40.7 | 34.9 | | 28.4 | 36.6 | 45.4 |
| | Unsure | % | 16.7 | 18.7 | 21.4 | 13.5 | 14.3 | 17.0 | 13.5 | 19.8 | | 22.5 | 16.4 | 12.9 |

Thinking of the federal political situation in Canada, regardless of how you actually vote, would you consider or not consider voting for any of the following FEDERAL political parties? [RANDOMIZE]

| | | | Region.. | | | | | | Please enter your gender | | | Age | | |
|---|--------------|---------|----------------|----------|--------|---------|----------|------------------|--------------------------|--------|-------|----------|----------|---------|
| | | | Canada 2019-06 | Atlantic | Quebec | Ontario | Prairies | British Columbia | Male | Female | Other | 18 to 34 | 35 to 54 | 55 plus |
| Question 6 – Conservative Party of Canada | Total | Unwgt N | 1033 | 103 | 253 | 314 | 210 | 153 | 502 | 525 | 5 | 320 | 442 | 271 |
| | | Wgt N | 1000 | 100 | 250 | 299 | 200 | 150 | 491 | 508 | 1 | 271 | 339 | 389 |
| | Consider | % | 43.3 | 47.6 | 26.8 | 48.4 | 53.0 | 45.0 | 50.1 | 36.9 | | 39.0 | 42.1 | 47.5 |
| | Not consider | % | 40.3 | 31.2 | 52.1 | 37.8 | 31.3 | 43.8 | 36.9 | 43.6 | | 39.6 | 40.5 | 40.6 |
| | Unsure | % | 16.3 | 21.1 | 21.1 | 13.8 | 15.7 | 11.2 | 13.0 | 19.5 | | 21.4 | 17.4 | 11.9 |

Nanos conducted an online national representative survey of 1,033 Canadians, 18 years of age or older, between June 14th and 18th, 2019. *Columns have been shaded when there are less than 30 respondents.

www.nanos.co



2019-1466 – Horse Survey – STAT SHEET

Thinking of the federal political situation in Canada, regardless of how you actually vote, would you consider or not consider voting for any of the following FEDERAL political parties? [RANDOMIZE]

| | | | Region.. | | | | | | Please enter your gender | | | Age | | |
|---|--------------|---------|----------------|----------|--------|---------|----------|------------------|--------------------------|--------|-------|----------|----------|---------|
| | | | Canada 2019-06 | Atlantic | Quebec | Ontario | Prairies | British Columbia | Male | Female | Other | 18 to 34 | 35 to 54 | 55 plus |
| Question 7 - New Democratic Party of Canada | Total | Unwgt N | 1033 | 103 | 253 | 314 | 210 | 153 | 502 | 525 | 5 | 320 | 442 | 271 |
| | | Wgt N | 1000 | 100 | 250 | 299 | 200 | 150 | 491 | 508 | 1 | 271 | 339 | 389 |
| | Consider | % | 36.1 | 29.9 | 25.7 | 42.7 | 35.4 | 45.5 | 37.1 | 35.1 | | 42.5 | 39.2 | 29.0 |
| | Not consider | % | 43.4 | 48.6 | 50.0 | 39.5 | 45.1 | 34.2 | 46.7 | 40.2 | | 30.1 | 38.9 | 56.5 |
| | Unsure | % | 20.5 | 21.5 | 24.3 | 17.8 | 19.6 | 20.3 | 16.2 | 24.7 | | 27.3 | 21.9 | 14.5 |

Thinking of the federal political situation in Canada, regardless of how you actually vote, would you consider or not consider voting for any of the following FEDERAL political parties? [RANDOMIZE]

| | | | Region.. | | | | | | Please enter your gender | | | Age | | |
|------------------------------------|--------------|---------|----------------|----------|--------|---------|----------|------------------|--------------------------|--------|-------|----------|----------|---------|
| | | | Canada 2019-06 | Atlantic | Quebec | Ontario | Prairies | British Columbia | Male | Female | Other | 18 to 34 | 35 to 54 | 55 plus |
| Question 8 - Green Party of Canada | Total | Unwgt N | 1033 | 103 | 253 | 314 | 210 | 153 | 502 | 525 | 5 | 320 | 442 | 271 |
| | | Wgt N | 1000 | 100 | 250 | 299 | 200 | 150 | 491 | 508 | 1 | 271 | 339 | 389 |
| | Consider | % | 33.1 | 40.6 | 23.9 | 35.0 | 34.1 | 38.5 | 31.9 | 34.3 | | 40.0 | 35.4 | 26.3 |
| | Not consider | % | 45.0 | 37.7 | 50.9 | 44.6 | 43.5 | 42.5 | 49.0 | 41.0 | | 31.8 | 44.3 | 54.6 |
| | Unsure | % | 21.9 | 21.7 | 25.2 | 20.4 | 22.4 | 19.0 | 19.0 | 24.7 | | 28.2 | 20.3 | 19.0 |

Nanos conducted an online national representative survey of 1,033 Canadians, 18 years of age or older, between June 14th and 18th, 2019. *Columns have been shaded when there are less than 30 respondents.

www.nanos.co



2019-1466 – Horse Survey – STAT SHEET

Thinking of the federal political situation in Canada, regardless of how you actually vote, would you consider or not consider voting for any of the following FEDERAL political parties? [RANDOMIZE]

| | | | Region.. | | | | | | Please enter your gender | | | Age | | |
|---------------------------------------|--------------|---------|----------------|----------|--------|---------|----------|------------------|--------------------------|--------|-------|----------|----------|---------|
| | | | Canada 2019-06 | Atlantic | Quebec | Ontario | Prairies | British Columbia | Male | Female | Other | 18 to 34 | 35 to 54 | 55 plus |
| Question 9 - People's Party of Canada | Total | Unwgt N | 1033 | 103 | 253 | 314 | 210 | 153 | 502 | 525 | 5 | 320 | 442 | 271 |
| | | Wgt N | 1000 | 100 | 250 | 299 | 200 | 150 | 491 | 508 | 1 | 271 | 339 | 389 |
| | Consider | % | 15.1 | 15.8 | 11.5 | 16.0 | 17.9 | 15.2 | 16.3 | 13.9 | | 15.5 | 14.8 | 15.0 |
| | Not consider | % | 62.7 | 60.9 | 69.5 | 61.3 | 56.8 | 63.3 | 66.1 | 59.4 | | 52.4 | 60.6 | 71.7 |
| | Unsure | % | 22.2 | 23.4 | 19.0 | 22.7 | 25.4 | 21.5 | 17.6 | 26.6 | | 32.1 | 24.5 | 13.3 |

Thinking of the federal political situation in Canada, regardless of how you actually vote, would you consider or not consider voting for any of the following FEDERAL political parties? [RANDOMIZE]

| | | | Region.. | | Please enter your gender | | | Age | | |
|------------------------------|--------------|---------|----------------|--------|--------------------------|--------|-------|----------|----------|---------|
| | | | Canada 2019-06 | Quebec | Male | Female | Other | 18 to 34 | 35 to 54 | 55 plus |
| Question 10 - Bloc Quebecois | Total | Unwgt N | 253 | 253 | 125 | 127 | 1 | 61 | 122 | 70 |
| | | Wgt N | 250 | 250 | 122 | 128 | 0 | 64 | 84 | 102 |
| | Consider | % | 17.8 | 17.8 | 23.2 | 12.6 | | 21.5 | 16.3 | 16.7 |
| | Not consider | % | 63.3 | 63.3 | 59.3 | 67.1 | | 56.8 | 59.8 | 70.3 |
| | Unsure | % | 18.9 | 18.9 | 17.4 | 20.2 | | 21.8 | 23.9 | 13.0 |

Nanos conducted an online national representative survey of 1,033 Canadians, 18 years of age or older, between June 14th and 18th, 2019. *Columns have been shaded when there are less than 30 respondents.

www.nanos.co



2019-1466 – Horse Survey – By Consider Voting for Bloc - STAT SHEET

[Bloc Quebecois] Thinking of the federal political situation in Canada, regardless of how you actually vote, would you consider or not consider voting for any of the following FEDERAL political parties?

| | | | Canada 2019-06 | Consider | Not consider | Unsure |
|--|---|---------|----------------|----------|--------------|--------|
| Question 1 - Government statistics show that in 2016 more than 54,000 horses were slaughtered in Canada for human consumption or shipped out of the country for the same purpose. Which of the following two viewpoints more closely reflects your own regarding the slaughter of Canadian horses for meat? [ROTATE] | Total | Unwgt N | 253 | 45 | 157 | 51 |
| | | Wgt N | 250 | 44 | 158 | 47 |
| | I do not have a problem with the slaughter of Canadian horses for human consumption | % | 25.4 | 30.7 | 28.9 | 8.8 |
| | I have a problem with the slaughter of Canadian horses for human consumption | % | 56.2 | 50.9 | 57.4 | 57.3 |
| | Unsure | % | 18.3 | 18.5 | 13.7 | 33.9 |

[Bloc Quebecois] Thinking of the federal political situation in Canada, regardless of how you actually vote, would you consider or not consider voting for any of the following FEDERAL political parties?

| | | | Canada 2019-06 | Consider | Not consider | Unsure |
|---|------------------------|---------|----------------|----------|--------------|--------|
| Question 2 - The business of slaughtering horses for human consumption also includes exporting the meat to other countries. Are you comfortable, somewhat comfortable, somewhat uncomfortable or uncomfortable with the export of horse meat from Canada for human consumption? | Total | Unwgt N | 253 | 45 | 157 | 51 |
| | | Wgt N | 250 | 44 | 158 | 47 |
| | Comfortable | % | 12.9 | 7.8 | 16.6 | 5.1 |
| | Somewhat comfortable | % | 13.8 | 28.6 | 11.2 | 8.2 |
| | Somewhat uncomfortable | % | 17.2 | 20.4 | 16.4 | 16.6 |
| | Uncomfortable | % | 45.3 | 32.1 | 47.3 | 51.4 |
| | Unsure | % | 10.9 | 11.1 | 8.5 | 18.7 |



2019-1466 – Horse Survey – By Consider Voting for Bloc - STAT SHEET

| | | | [Bloc Quebecois] Thinking of the federal political situation in Canada, regardless of how you actually vote, would you consider or not consider voting for any of the following FEDERAL political parties? | | | |
|--|--|---------|--|----------|--------------|--------|
| | | | Canada 2019-06 | Consider | Not consider | Unsure |
| Question 3 - As you may know, some countries slaughter horses for human consumption and other countries, such as the United States, do not allow the slaughter of horses for human consumption. Thinking of Canada which of the following paths forward would you support most? [ROTATE] | Total | Unwgt N | 253 | 45 | 157 | 51 |
| | | Wgt N | 250 | 44 | 158 | 47 |
| | Continue the policy of slaughtering horses for human consumption | % | 20.3 | 18.0 | 24.3 | 8.9 |
| | Stop the slaughtering of horses in Canada for human consumption | % | 61.7 | 54.1 | 62.5 | 65.9 |
| | Unsure | % | 18.1 | 27.9 | 13.2 | 25.2 |

| | | | [Bloc Quebecois] Thinking of the federal political situation in Canada, regardless of how you actually vote, would you consider or not consider voting for any of the following FEDERAL political parties? | | | |
|--|---------------|---------|--|----------|--------------|--------|
| | | | Canada 2019-06 | Consider | Not consider | Unsure |
| Question 4 - If a politician supported a ban in Canada on the slaughter of horses for human consumption, would you have a more positive impression of that politician, a more negative impression of that politician or would it have no impact on your impression of that politician? | Total | Unwgt N | 253 | 45 | 157 | 51 |
| | | Wgt N | 250 | 44 | 158 | 47 |
| | More positive | % | 48.2 | 49.7 | 50.5 | 39.0 |
| | More negative | % | 13.5 | 22.0 | 12.4 | 8.8 |
| | No impact | % | 23.2 | 18.9 | 24.7 | 22.1 |
| | Unsure | % | 15.2 | 9.4 | 12.3 | 30.1 |



2019-1466 – Horse Survey – By Consider Voting for Conservatives - STAT SHEET

[Conservative Party of Canada] Thinking of the federal political situation in Canada, regardless of how you actually vote, would you consider or not consider voting for any of the following FEDERAL political parties?

| | | | Canada 2019-06 | Consider | Not consider | Unsure |
|--|---|---------|----------------|----------|--------------|--------|
| Question 1 - Government statistics show that in 2016 more than 54,000 horses were slaughtered in Canada for human consumption or shipped out of the country for the same purpose. Which of the following two viewpoints more closely reflects your own regarding the slaughter of Canadian horses for meat? [ROTATE] | Total | Unwgt N | 1033 | 438 | 417 | 178 |
| | | Wgt N | 1000 | 433 | 403 | 163 |
| | I do not have a problem with the slaughter of Canadian horses for human consumption | % | 19.0 | 17.5 | 24.4 | 9.8 |
| | I have a problem with the slaughter of Canadian horses for human consumption | % | 64.3 | 67.6 | 63.7 | 57.0 |
| | Unsure | % | 16.7 | 14.9 | 11.9 | 33.1 |

[Conservative Party of Canada] Thinking of the federal political situation in Canada, regardless of how you actually vote, would you consider or not consider voting for any of the following FEDERAL political parties?

| | | | Canada 2019-06 | Consider | Not consider | Unsure |
|---|------------------------|---------|----------------|----------|--------------|--------|
| Question 2 - The business of slaughtering horses for human consumption also includes exporting the meat to other countries. Are you comfortable, somewhat comfortable, somewhat uncomfortable or uncomfortable with the export of horse meat from Canada for human consumption? | Total | Unwgt N | 1033 | 438 | 417 | 178 |
| | | Wgt N | 1000 | 433 | 403 | 163 |
| | Comfortable | % | 11.3 | 10.5 | 14.1 | 6.8 |
| | Somewhat comfortable | % | 12.4 | 14.5 | 12.5 | 6.7 |
| | Somewhat uncomfortable | % | 17.2 | 16.5 | 18.9 | 15.2 |
| | Uncomfortable | % | 50.5 | 52.8 | 46.8 | 53.4 |
| | Unsure | % | 8.5 | 5.8 | 7.6 | 18.0 |



2019-1466 – Horse Survey – By Consider Voting for Conservatives - STAT SHEET

[Conservative Party of Canada] Thinking of the federal political situation in Canada, regardless of how you actually vote, would you consider or not consider voting for any of the following FEDERAL political parties?

| | | | Canada 2019-06 | Consider | Not consider | Unsure |
|--|--|---------|----------------|----------|--------------|--------|
| Question 3 - As you may know, some countries slaughter horses for human consumption and other countries, such as the United States, do not allow the slaughter of horses for human consumption. Thinking of Canada which of the following paths forward would you support most? [ROTATE] | Total | Unwgt N | 1033 | 438 | 417 | 178 |
| | | Wgt N | 1000 | 433 | 403 | 163 |
| | Continue the policy of slaughtering horses for human consumption | % | 17.3 | 18.2 | 20.3 | 7.4 |
| | Stop the slaughtering of horses in Canada for human consumption | % | 68.6 | 70.9 | 66.4 | 67.9 |
| | Unsure | % | 14.1 | 10.9 | 13.3 | 24.7 |

[Conservative Party of Canada] Thinking of the federal political situation in Canada, regardless of how you actually vote, would you consider or not consider voting for any of the following FEDERAL political parties?

| | | | Canada 2019-06 | Consider | Not consider | Unsure |
|--|---------------|---------|----------------|----------|--------------|--------|
| Question 4 - If a politician supported a ban in Canada on the slaughter of horses for human consumption, would you have a more positive impression of that politician, a more negative impression of that politician or would it have no impact on your impression of that politician? | Total | Unwgt N | 1033 | 438 | 417 | 178 |
| | | Wgt N | 1000 | 433 | 403 | 163 |
| | More positive | % | 52.4 | 53.8 | 52.5 | 48.4 |
| | More negative | % | 11.2 | 10.5 | 11.9 | 11.6 |
| | No impact | % | 23.2 | 26.0 | 24.1 | 13.6 |
| | Unsure | % | 13.1 | 9.7 | 11.4 | 26.3 |



2019-1466 – Horse Survey – By Consider Voting for Greens - STAT SHEET

| | | | [Green Party of Canada] Thinking of the federal political situation in Canada, regardless of how you actually vote, would you consider or not consider voting for any of the following FEDERAL political parties? | | | |
|--|---|---------|---|----------|--------------|--------|
| | | | Canada 2019-06 | Consider | Not consider | Unsure |
| Question 1 - Government statistics show that in 2016 more than 54,000 horses were slaughtered in Canada for human consumption or shipped out of the country for the same purpose. Which of the following two viewpoints more closely reflects your own regarding the slaughter of Canadian horses for meat? [ROTATE] | Total | Unwgt N | 1033 | 355 | 446 | 232 |
| | | Wgt N | 1000 | 331 | 449 | 219 |
| | I do not have a problem with the slaughter of Canadian horses for human consumption | % | 19.0 | 16.2 | 23.4 | 14.2 |
| | I have a problem with the slaughter of Canadian horses for human consumption | % | 64.3 | 69.6 | 61.6 | 61.7 |
| | Unsure | % | 16.7 | 14.1 | 15.0 | 24.0 |

| | | | [Green Party of Canada] Thinking of the federal political situation in Canada, regardless of how you actually vote, would you consider or not consider voting for any of the following FEDERAL political parties? | | | |
|---|------------------------|---------|---|----------|--------------|--------|
| | | | Canada 2019-06 | Consider | Not consider | Unsure |
| Question 2 - The business of slaughtering horses for human consumption also includes exporting the meat to other countries. Are you comfortable, somewhat comfortable, somewhat uncomfortable or uncomfortable with the export of horse meat from Canada for human consumption? | Total | Unwgt N | 1033 | 355 | 446 | 232 |
| | | Wgt N | 1000 | 331 | 449 | 219 |
| | Comfortable | % | 11.3 | 10.9 | 12.8 | 9.0 |
| | Somewhat comfortable | % | 12.4 | 12.9 | 12.4 | 11.6 |
| | Somewhat uncomfortable | % | 17.2 | 18.6 | 16.0 | 17.7 |
| | Uncomfortable | % | 50.5 | 52.6 | 49.8 | 48.7 |
| | Unsure | % | 8.5 | 4.9 | 9.0 | 12.9 |



2019-1466 – Horse Survey – By Consider Voting for Greens - STAT SHEET

[Green Party of Canada] Thinking of the federal political situation in Canada, regardless of how you actually vote, would you consider or not consider voting for any of the following FEDERAL political parties?

| | | | Canada 2019-06 | Consider | Not consider | Unsure |
|--|--|---------|----------------|----------|--------------|--------|
| Question 3 - As you may know, some countries slaughter horses for human consumption and other countries, such as the United States, do not allow the slaughter of horses for human consumption. Thinking of Canada which of the following paths forward would you support most? [ROTATE] | Total | Unwgt N | 1033 | 355 | 446 | 232 |
| | | Wgt N | 1000 | 331 | 449 | 219 |
| | Continue the policy of slaughtering horses for human consumption | % | 17.3 | 15.9 | 21.0 | 11.7 |
| | Stop the slaughtering of horses in Canada for human consumption | % | 68.6 | 72.7 | 66.9 | 65.9 |
| | Unsure | % | 14.1 | 11.4 | 12.1 | 22.5 |

[Green Party of Canada] Thinking of the federal political situation in Canada, regardless of how you actually vote, would you consider or not consider voting for any of the following FEDERAL political parties?

| | | | Canada 2019-06 | Consider | Not consider | Unsure |
|--|---------------|---------|----------------|----------|--------------|--------|
| Question 4 - If a politician supported a ban in Canada on the slaughter of horses for human consumption, would you have a more positive impression of that politician, a more negative impression of that politician or would it have no impact on your impression of that politician? | Total | Unwgt N | 1033 | 355 | 446 | 232 |
| | | Wgt N | 1000 | 331 | 449 | 219 |
| | More positive | % | 52.4 | 61.4 | 47.9 | 48.1 |
| | More negative | % | 11.2 | 10.4 | 13.7 | 7.4 |
| | No impact | % | 23.2 | 21.1 | 24.1 | 24.7 |
| | Unsure | % | 13.1 | 7.1 | 14.3 | 19.7 |



2019-1466 – Horse Survey – By Consider Voting for Liberals - STAT SHEET

| | | | [Liberal Party of Canada] Thinking of the federal political situation in Canada, regardless of how you actually vote, would you consider or not consider voting for any of the following FEDERAL political parties? | | | |
|--|---|---------|---|----------|--------------|--------|
| | | | Canada 2019-06 | Consider | Not consider | Unsure |
| Question 1 - Government statistics show that in 2016 more than 54,000 horses were slaughtered in Canada for human consumption or shipped out of the country for the same purpose. Which of the following two viewpoints more closely reflects your own regarding the slaughter of Canadian horses for meat? [ROTATE] | Total | Unwgt N | 1033 | 484 | 364 | 185 |
| | | Wgt N | 1000 | 455 | 377 | 167 |
| | I do not have a problem with the slaughter of Canadian horses for human consumption | % | 19.0 | 18.7 | 22.9 | 11.2 |
| | I have a problem with the slaughter of Canadian horses for human consumption | % | 64.3 | 66.0 | 65.0 | 58.1 |
| | Unsure | % | 16.7 | 15.4 | 12.1 | 30.8 |

| | | | [Liberal Party of Canada] Thinking of the federal political situation in Canada, regardless of how you actually vote, would you consider or not consider voting for any of the following FEDERAL political parties? | | | |
|---|------------------------|---------|---|----------|--------------|--------|
| | | | Canada 2019-06 | Consider | Not consider | Unsure |
| Question 2 - The business of slaughtering horses for human consumption also includes exporting the meat to other countries. Are you comfortable, somewhat comfortable, somewhat uncomfortable or uncomfortable with the export of horse meat from Canada for human consumption? | Total | Unwgt N | 1033 | 484 | 364 | 185 |
| | | Wgt N | 1000 | 455 | 377 | 167 |
| | Comfortable | % | 11.3 | 11.4 | 14.1 | 4.7 |
| | Somewhat comfortable | % | 12.4 | 12.5 | 13.4 | 10.0 |
| | Somewhat uncomfortable | % | 17.2 | 19.7 | 13.3 | 19.5 |
| | Uncomfortable | % | 50.5 | 48.6 | 53.5 | 48.8 |
| | Unsure | % | 8.5 | 7.8 | 5.7 | 17.0 |



2019-1466 – Horse Survey – By Consider Voting for Liberals - STAT SHEET

[Liberal Party of Canada] Thinking of the federal political situation in Canada, regardless of how you actually vote, would you consider or not consider voting for any of the following FEDERAL political parties?

| | | | Canada 2019-06 | Consider | Not consider | Unsure |
|--|--|---------|----------------|----------|--------------|--------|
| Question 3 - As you may know, some countries slaughter horses for human consumption and other countries, such as the United States, do not allow the slaughter of horses for human consumption. Thinking of Canada which of the following paths forward would you support most? [ROTATE] | Total | Unwgt N | 1033 | 484 | 364 | 185 |
| | | Wgt N | 1000 | 455 | 377 | 167 |
| | Continue the policy of slaughtering horses for human consumption | % | 17.3 | 17.3 | 21.2 | 8.1 |
| | Stop the slaughtering of horses in Canada for human consumption | % | 68.6 | 69.3 | 68.8 | 66.1 |
| | Unsure | % | 14.1 | 13.4 | 9.9 | 25.8 |

[Liberal Party of Canada] Thinking of the federal political situation in Canada, regardless of how you actually vote, would you consider or not consider voting for any of the following FEDERAL political parties?

| | | | Canada 2019-06 | Consider | Not consider | Unsure |
|--|---------------|---------|----------------|----------|--------------|--------|
| Question 4 - If a politician supported a ban in Canada on the slaughter of horses for human consumption, would you have a more positive impression of that politician, a more negative impression of that politician or would it have no impact on your impression of that politician? | Total | Unwgt N | 1033 | 484 | 364 | 185 |
| | | Wgt N | 1000 | 455 | 377 | 167 |
| | More positive | % | 52.4 | 58.7 | 47.4 | 46.6 |
| | More negative | % | 11.2 | 9.1 | 15.1 | 8.5 |
| | No impact | % | 23.2 | 23.9 | 24.4 | 19.0 |
| | Unsure | % | 13.1 | 8.4 | 13.2 | 25.9 |



2019-1466 – Horse Survey – By Consider Voting for NDP - STAT SHEET

| | | | [New Democratic Party of Canada] Thinking of the federal political situation in Canada, regardless of how you actually vote, would you consider or not consider voting for any of the following FEDERAL political parties? | | | |
|--|---|---------|--|----------|--------------|--------|
| | | | Canada 2019-06 | Consider | Not consider | Unsure |
| Question 1 - Government statistics show that in 2016 more than 54,000 horses were slaughtered in Canada for human consumption or shipped out of the country for the same purpose. Which of the following two viewpoints more closely reflects your own regarding the slaughter of Canadian horses for meat? [ROTATE] | Total | Unwgt N | 1033 | 393 | 418 | 222 |
| | | Wgt N | 1000 | 361 | 434 | 205 |
| | I do not have a problem with the slaughter of Canadian horses for human consumption | % | 19.0 | 18.4 | 23.5 | 10.6 |
| | I have a problem with the slaughter of Canadian horses for human consumption | % | 64.3 | 68.4 | 61.8 | 62.1 |
| | Unsure | % | 16.7 | 13.2 | 14.6 | 27.3 |

| | | | [New Democratic Party of Canada] Thinking of the federal political situation in Canada, regardless of how you actually vote, would you consider or not consider voting for any of the following FEDERAL political parties? | | | |
|---|------------------------|---------|--|----------|--------------|--------|
| | | | Canada 2019-06 | Consider | Not consider | Unsure |
| Question 2 - The business of slaughtering horses for human consumption also includes exporting the meat to other countries. Are you comfortable, somewhat comfortable, somewhat uncomfortable or uncomfortable with the export of horse meat from Canada for human consumption? | Total | Unwgt N | 1033 | 393 | 418 | 222 |
| | | Wgt N | 1000 | 361 | 434 | 205 |
| | Comfortable | % | 11.3 | 11.8 | 12.5 | 7.9 |
| | Somewhat comfortable | % | 12.4 | 11.7 | 14.2 | 10.1 |
| | Somewhat uncomfortable | % | 17.2 | 18.8 | 17.0 | 14.9 |
| | Uncomfortable | % | 50.5 | 51.9 | 48.9 | 51.4 |
| | Unsure | % | 8.5 | 5.8 | 7.4 | 15.7 |



2019-1466 – Horse Survey – By Consider Voting for NDP - STAT SHEET

[New Democratic Party of Canada] Thinking of the federal political situation in Canada, regardless of how you actually vote, would you consider or not consider voting for any of the following FEDERAL political parties?

| | | | Canada 2019-06 | Consider | Not consider | Unsure |
|--|--|---------|----------------|----------|--------------|--------|
| Question 3 - As you may know, some countries slaughter horses for human consumption and other countries, such as the United States, do not allow the slaughter of horses for human consumption. Thinking of Canada which of the following paths forward would you support most? [ROTATE] | Total | Unwgt N | 1033 | 393 | 418 | 222 |
| | | Wgt N | 1000 | 361 | 434 | 205 |
| | Continue the policy of slaughtering horses for human consumption | % | 17.3 | 15.3 | 22.7 | 9.3 |
| | Stop the slaughtering of horses in Canada for human consumption | % | 68.6 | 74.6 | 63.9 | 67.8 |
| | Unsure | % | 14.1 | 10.1 | 13.4 | 22.9 |

[New Democratic Party of Canada] Thinking of the federal political situation in Canada, regardless of how you actually vote, would you consider or not consider voting for any of the following FEDERAL political parties?

| | | | Canada 2019-06 | Consider | Not consider | Unsure |
|--|---------------|---------|----------------|----------|--------------|--------|
| Question 4 - If a politician supported a ban in Canada on the slaughter of horses for human consumption, would you have a more positive impression of that politician, a more negative impression of that politician or would it have no impact on your impression of that politician? | Total | Unwgt N | 1033 | 393 | 418 | 222 |
| | | Wgt N | 1000 | 361 | 434 | 205 |
| | More positive | % | 52.4 | 62.4 | 45.1 | 50.2 |
| | More negative | % | 11.2 | 8.5 | 13.9 | 10.5 |
| | No impact | % | 23.2 | 19.7 | 28.2 | 18.9 |
| | Unsure | % | 13.1 | 9.4 | 12.7 | 20.4 |



2019-1466 – Horse Survey – By Consider Voting for People's Party - STAT SHEET

[People's Party of Canada] Thinking of the federal political situation in Canada, regardless of how you actually vote, would you consider or not consider voting for any of the following FEDERAL political parties?

| | | | Canada 2019-06 | Consider | Not consider | Unsure |
|--|---|---------|----------------|----------|--------------|--------|
| Question 1 - Government statistics show that in 2016 more than 54,000 horses were slaughtered in Canada for human consumption or shipped out of the country for the same purpose. Which of the following two viewpoints more closely reflects your own regarding the slaughter of Canadian horses for meat? [ROTATE] | Total | Unwgt N | 1033 | 152 | 630 | 251 |
| | | Wgt N | 1000 | 151 | 627 | 222 |
| | I do not have a problem with the slaughter of Canadian horses for human consumption | % | 19.0 | 15.3 | 23.0 | 10.3 |
| | I have a problem with the slaughter of Canadian horses for human consumption | % | 64.3 | 72.1 | 61.8 | 65.8 |
| | Unsure | % | 16.7 | 12.5 | 15.2 | 23.8 |

[People's Party of Canada] Thinking of the federal political situation in Canada, regardless of how you actually vote, would you consider or not consider voting for any of the following FEDERAL political parties?

| | | | Canada 2019-06 | Consider | Not consider | Unsure |
|---|------------------------|---------|----------------|----------|--------------|--------|
| Question 2 - The business of slaughtering horses for human consumption also includes exporting the meat to other countries. Are you comfortable, somewhat comfortable, somewhat uncomfortable or uncomfortable with the export of horse meat from Canada for human consumption? | Total | Unwgt N | 1033 | 152 | 630 | 251 |
| | | Wgt N | 1000 | 151 | 627 | 222 |
| | Comfortable | % | 11.3 | 9.3 | 13.2 | 7.2 |
| | Somewhat comfortable | % | 12.4 | 17.3 | 13.2 | 7.0 |
| | Somewhat uncomfortable | % | 17.2 | 14.3 | 17.6 | 18.2 |
| | Uncomfortable | % | 50.5 | 56.8 | 47.6 | 54.2 |
| | Unsure | % | 8.5 | 2.3 | 8.3 | 13.3 |



2019-1466 – Horse Survey – By Consider Voting for People's Party - STAT SHEET

[People's Party of Canada] Thinking of the federal political situation in Canada, regardless of how you actually vote, would you consider or not consider voting for any of the following FEDERAL political parties?

| | | | Canada 2019-06 | Consider | Not consider | Unsure |
|--|--|---------|----------------|----------|--------------|--------|
| Question 3 - As you may know, some countries slaughter horses for human consumption and other countries, such as the United States, do not allow the slaughter of horses for human consumption. Thinking of Canada which of the following paths forward would you support most? [ROTATE] | Total | Unwgt N | 1033 | 152 | 630 | 251 |
| | | Wgt N | 1000 | 151 | 627 | 222 |
| | Continue the policy of slaughtering horses for human consumption | % | 17.3 | 20.0 | 19.8 | 8.4 |
| | Stop the slaughtering of horses in Canada for human consumption | % | 68.6 | 69.5 | 67.0 | 72.3 |
| | Unsure | % | 14.1 | 10.5 | 13.2 | 19.3 |

[People's Party of Canada] Thinking of the federal political situation in Canada, regardless of how you actually vote, would you consider or not consider voting for any of the following FEDERAL political parties?

| | | | Canada 2019-06 | Consider | Not consider | Unsure |
|--|---------------|---------|----------------|----------|--------------|--------|
| Question 4 - If a politician supported a ban in Canada on the slaughter of horses for human consumption, would you have a more positive impression of that politician, a more negative impression of that politician or would it have no impact on your impression of that politician? | Total | Unwgt N | 1033 | 152 | 630 | 251 |
| | | Wgt N | 1000 | 151 | 627 | 222 |
| | More positive | % | 52.4 | 55.1 | 50.7 | 55.5 |
| | More negative | % | 11.2 | 9.6 | 12.2 | 9.7 |
| | No impact | % | 23.2 | 26.7 | 23.4 | 20.4 |
| | Unsure | % | 13.1 | 8.5 | 13.7 | 14.5 |