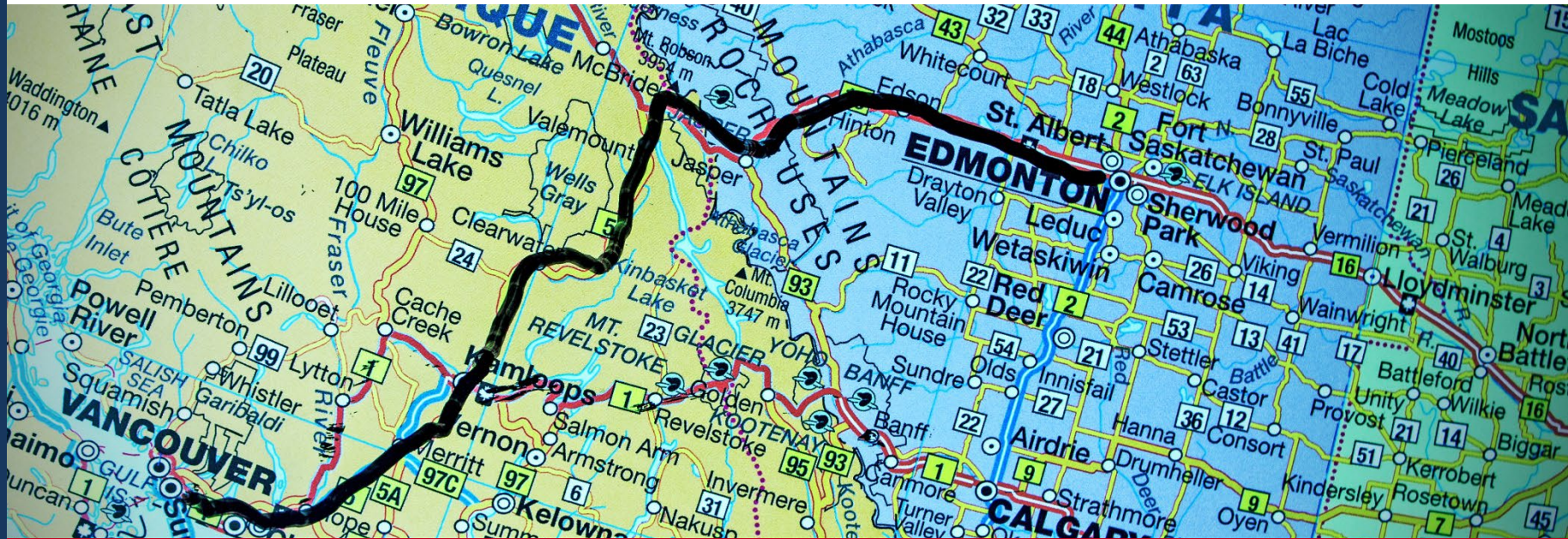


More than two thirds of Canadians support or somewhat support the decision to approve the Trans Mountain Pipeline

National survey released July, 2019

Project 2019-1464




THE GLOBE AND MAIL



NANOS SURVEY

SUMMARY



A majority of Canadians support or somewhat support the decision to approve the Trans Mountain Pipeline

More than two in three Canadians support the decision to approve the Trans Mountain Pipeline, with support being stronger in the Prairies, as well as among men and older Canadians.

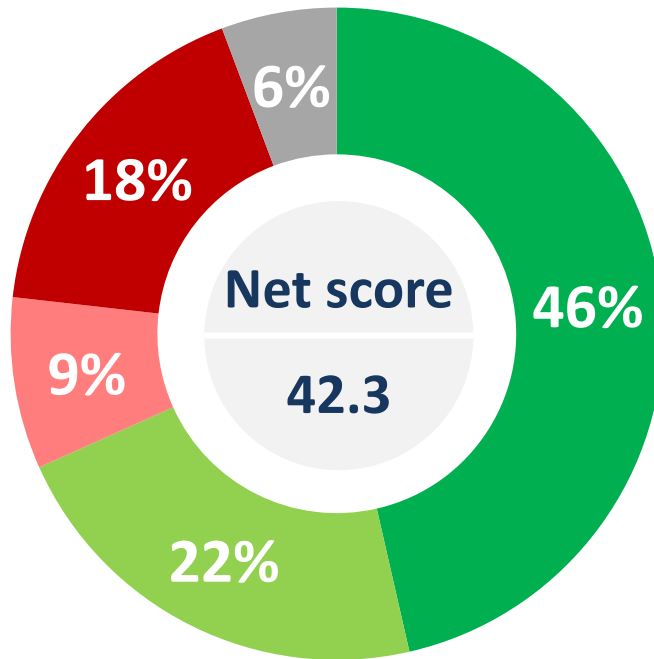
- **Over two thirds of Canadians support or somewhat support the decision to approve the Trans Mountain Pipeline** – More than two in three Canadians support (46%) or somewhat support (22%) the the Government of Canada decision to approve the Trans Mountain pipeline expansion between Edmonton, Alberta and Burnaby, British Columbia on the Pacific Coast, while nine percent are somewhat opposed and 18 percent are opposed. Six per cent are unsure.
- **Support for pipeline decision is higher among men and older Canadians** – Support for the decision is highest in the Prairies (67%) and lower in Quebec (29%). Men report higher support (55%) than women (38%); and support also tends to increase with age (35% support among those 18 to 34 years old, 46% among those 35 to 54 years old and 54% among those 55 and older).

These observations are based on a hybrid RDD dual frame telephone and online random survey, June 29th to July 4th, 2019, n=1000, accurate ± 3.1 percentage points plus or minus, 19 times out of 20.

This study was commissioned by The Globe and Mail and the research was conducted by Nanos Research.

Opinions on the approval of the Trans Mountain pipeline

THE GLOBE AND MAIL



■ Support ■ Somewhat support ■ Somewhat oppose ■ Oppose ■ Unsure

	Support/ somewhat support
Atlantic (n=100)	67.9%
Quebec (n=250)	55.6%
Ontario (n=300)	72.2%
Prairies (n=200)	84.1%
British Columbia (n=150)	60.7%
Male (n=521)	77.3%
Female (n=479)	59.6%
18 to 34 (n=269)	56.1%
35 to 54 (n=421)	67.3%
55 plus (n=310)	77.7%

*Weighted to the true population proportion.

*Charts may not add up to 100 due to rounding.

QUESTION – The Government of Canada announced the approval of the Trans Mountain pipeline expansion between Edmonton, Alberta and Burnaby, British Columbia on the Pacific Coast. Do you support, somewhat support, somewhat oppose, or oppose the Government of Canada decision to approve the pipeline?

Source: Nanos Research, RDD dual frame hybrid telephone and online random survey, June 29th to July 4th, 2019, n=1000, accurate ± 3.1 percentage points plus or minus, 19 times out of 20.



Nanos conducted an RDD dual frame (land- and cell-lines) hybrid telephone and online random survey of 1,000 Canadians, 18 years of age or older, between June 29th and July 4th, 2019 as part of an omnibus survey. Participants were randomly recruited by telephone using live agents and administered a survey online. The sample included both land- and cell-lines across Canada. The results were statistically checked and weighted by age and gender using the latest Census information and the sample is geographically stratified to be representative of Canada.

Individuals randomly called using random digit dialling with a maximum of five call backs.

The margin of error for this survey is ± 3.1 percentage points, 19 times out of 20.

This study was commissioned by the Globe and Mail and the research was conducted by Nanos Research. This is one report of three.

Note: Charts may not add up to 100 due to rounding.



TECHNICAL NOTE

Element	Description
Organization who commissioned the research	The Globe and Mail
Final Sample Size	1000 Randomly selected individuals.
Margin of Error	±3.1 percentage points, 19 times out of 20.
Mode of Survey	RDD dual frame (land- and cell-lines) hybrid telephone and online [omnibus] survey
Sampling Method Base	The sample included both land- and cell-lines RDD (Random Digit Dialed) across Canada.
Demographics (Captured)	Atlantic Canada, Quebec, Ontario, Prairies, British Columbia; Men and Women; 18 years and older. Six digit postal code was used to validate geography.
Fieldwork/Validation	Individuals were recruited using live interviews with live supervision to validate work, the research questions were administered online
Number of Calls	Maximum of five call backs.
Time of Calls	Individuals were called between 12-5:30 pm and 6:30-9:30pm local time for the respondent.
Field Dates	June 29 th to July 4 th , 2019.
Language of Survey	The survey was conducted in both English and French.
Standards	This report exceeds the standards set forth by CRIC, ESOMAR and AAPOR.

Element	Description
Weighting of Data	The results were weighted by age and gender using the latest Census information (2016) and the sample is geographically stratified to ensure a distribution across all regions of Canada. See tables for full weighting disclosure
Screening	Screening ensured potential respondents did not work in the market research industry, in the advertising industry, in the media or a political party prior to administering the survey to ensure the integrity of the data.
Excluded Demographics	Individuals younger than 18 years old; individuals without land or cell lines, and individuals without internet access could not participate.
Stratification	By age and gender using the latest Census information (2016) and the sample is geographically stratified to be representative of Canada. Smaller areas such as Atlantic Canada were marginally oversampled to allow for a minimum regional sample.
Estimated Response Rate	11% percent, consistent with industry norms.
Question Order	Question order in the preceding report reflects the order in which they appeared in the original questionnaire.
Question Content	This was module two of an omnibus survey. Module one was about immigration. This is one report of three.
Question Wording	The questions in the preceding report are written exactly as they were asked to individuals.
Survey Company	Nanos Research
Contact	Contact Nanos Research for more information or with any concerns or questions. http://www.nanos.co Telephone:(613) 234-4666 ext. 237 Email: info@nanosresearch.com .

ABOUT NANOS



As one of North America's premier market and public opinion research firms, we put strategic intelligence into the hands of decision makers. The majority of our work is for private sector and public facing organizations and ranges from market studies, managing reputation through to leveraging data intelligence. Nanos Research offers a vertically integrated full service quantitative and qualitative research practice to attain the highest standards and the greatest control over the research process.

www.nanos.co



A public relations consultancy for executives and organizations with images to create, issues to manage, relationships to build, and reputations to protect in a digitally disrupted era. We serve senior leaders with PR counsel that is both strategic and social, informed by a deep understanding of analytics, content, communities, media, sustainability and technology. www.signaleadership.com

nanos dimap analytika



This international joint venture between [dimap](http://www.dimap.com) and [Nanos](http://www.nanos.co) brings together top research and data experts from North American and Europe to deliver exceptional data intelligence to clients. The team offers data intelligence services ranging from demographic and sentiment microtargeting; consumer sentiment identification and decision conversion; and, data analytics and profiling for consumer persuasion.

www.nanosdimap.com

NANOS RUTHERFORD McKAY & Co.

NRM is an affiliate of Nanos Research and Rutherford McKay Associates. Our service offerings are based on decades of professional experience and extensive research and include public acceptance and engagement, communications audits, and narrative development. www.nrmpublicaffairs.com



TABULATIONS

THE GLOBE AND MAIL   NANOS



2019-1464 – Globe/Nanos Survey – Trans Mountain Pipeline - STAT SHEET

			Region						Gender		Age		
			Canada 2019-06	Atlantic	Quebec	Ontario	Prairies	British Columbia	Male	Female	18 to 34	35 to 54	55 plus
Question – The Government of Canada announced the approval of the Trans Mountain pipeline expansion between Edmonton, Alberta and Burnaby, British Columbia on the Pacific Coast. Do you support, somewhat support, somewhat oppose, or oppose the Government of Canada decision to approve the pipeline?	Total	Unwgt N	1000	100	250	300	200	150	521	479	269	421	310
		Wgt N	1000	100	250	300	200	150	491	509	271	340	389
	Support	%	46.4	40.4	29.0	50.2	66.8	44.7	55.0	38.2	35.0	46.4	54.4
	Somewhat support	%	21.9	27.5	26.6	22.0	17.3	16.0	22.3	21.4	21.1	20.9	23.3
	Somewhat oppose	%	8.5	8.2	13.6	6.2	6.5	7.4	6.0	10.9	11.1	8.1	7.0
	Oppose	%	17.5	14.2	24.3	14.4	6.6	29.0	12.6	22.2	24.1	19.1	11.4
	Unsure	%	5.7	9.7	6.4	7.2	2.7	2.9	4.1	7.3	8.6	5.5	3.9