

# Views on refugee hearings for asylum seekers

National survey released May, 2019

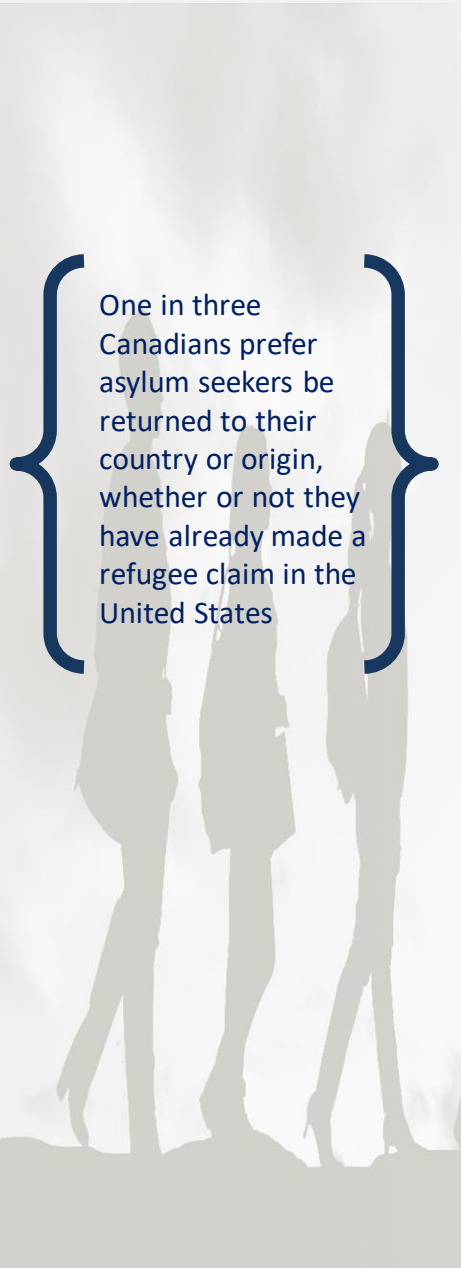
Project 2019-1422



THE GLOBE AND MAIL 



NANOS SURVEY



One in three Canadians prefer asylum seekers be returned to their country or origin, whether or not they have already made a refugee claim in the United States

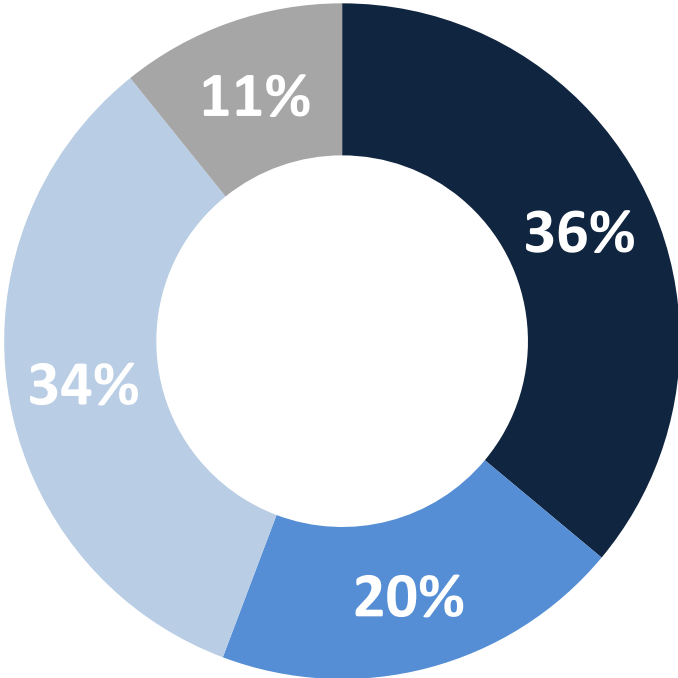
Canadians most often think asylum seekers who have NOT already made a refugee claim in the United States should be given a full refugee hearing upon crossing the Canadian border, but are divided over the approach the Canadian government should take for those who already made a refugee claim in the U.S. Of note, one in three Canadians prefer asylum seekers be returned to their country or origin, whether or not they have already made a refugee claim in the United States.

- **Canadians are divided on the approach Canada should take for asylum seekers who have already made a refugee claim in the United States** – More than one in three Canadians (36%) say if an asylum seeker crosses the border from the U.S. having already made a refugee claim in the U.S. they should be given a full refugee hearing to determine whether they should be allowed into Canada or returned to their country, while 34 per cent say they should be refused entry into Canada and returned to their country of origin. Twenty per cent say they should be given a shorter process to determine if it is safe to send them back to their country of origin, and 11 per cent are unsure.
- **Canadians most often think asylum seekers who have NOT already made a refugee claim in the United States should be given a full refugee hearing upon crossing the Canadian border** – Just under half of Canadians (48%) say if an asylum seeker crosses the border from the U.S. without having made a refugee claim in the US they should be given a full refugee hearing to determine whether they should be allowed into Canada or returned to their country. Thirty-three per cent say they should be refused entry into Canada and returned to their country of origin, while 13 per cent say they should be given a shorter process to determine if it is safe to send them back to their country of origin, and six per cent are unsure.

Nanos conducted an RDD dual frame (land- and cell-lines) hybrid telephone and online random survey of 1,000 Canadians, 18 years of age or older, between April 25<sup>th</sup> and April 28<sup>th</sup>, 2019 as part of an omnibus survey. The margin of error for this survey is  $\pm 3.1$  percentage points, 19 times out of 20.

This study was commissioned by The Globe and Mail and the research was conducted by Nanos Research.

# Preferred government action if an asylum seeker has already made a refugee claim



- Be given a full refugee hearing to determine whether the person should be allowed into Canada or returned to their country of origin
- Be given a shorter process to determine if it is safe to send them back to their country of origin
- Be refused entry into Canada and returned to their country of origin
- Unsure

	Full refugee hearing
Atlantic (n=100)	43.5%
Quebec (n=250)	48.5%
Ontario (n=300)	27.7%
Prairies (n=200)	28.7%
British Columbia (n=150)	36.8%
Male (n=514)	30.2%
Female (n=486)	41.7%
18 to 34 (n=206)	37.1%
35 to 54 (n=374)	36.6%
55 plus (n=420)	34.8%

\*Weighted to the true population proportion.  
\*Charts may not add up to 100 due to rounding.

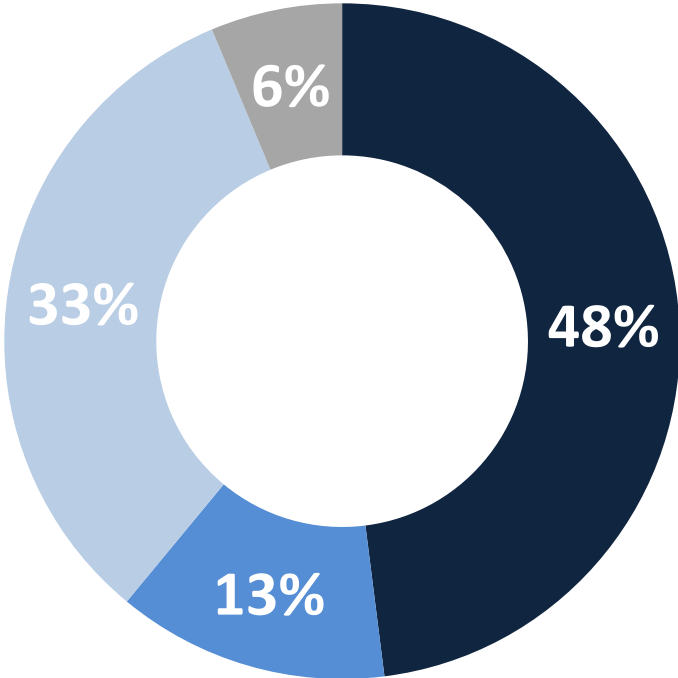
**QUESTION** – If an asylum seeker HAS ALREADY MADE a refugee claim in the United States, what should the government of Canada do for that asylum seeker if they show up at the Canadian border seeking asylum in Canada?

# Preferred government action if an asylum seeker has already made a refugee claim

	Be given a full refugee hearing	Be returned to country of origin	Shorter process to determine if safe to return to country of origin	Unsure
Atlantic (n=100)	43.5%	24.5%	15.3%	16.7%
Quebec (n=250)	48.5%	25.8%	17.7%	8.0%
Ontario (n=300)	27.7%	41.0%	20.7%	10.6%
Prairies (n=200)	28.7%	39.9%	20.9%	10.6%
British Columbia (n=150)	36.8%	28.4%	22.6%	12.1%
Male (n=514)	30.2%	40.9%	18.4%	10.5%
Female (n=486)	41.7%	26.3%	21.0%	11.1%
18 to 34 (n=206)	37.1%	32.9%	18.4%	11.6%
35 to 54 (n=374)	36.6%	33.5%	19.0%	10.8%
55 plus (n=420)	34.8%	33.8%	21.3%	10.1%

**QUESTION** – If an asylum seeker HAS ALREADY MADE a refugee claim in the United States, what should the government of Canada do for that asylum seeker if they show up at the Canadian border seeking asylum in Canada?

# Preferred government action if an asylum seeker has not already made a refugee claim



- Be given a full refugee hearing to determine whether the person should be allowed into Canada or returned to their country of origin
- Be given a shorter process to determine if it is safe to send them back to their country of origin
- Be refused entry into Canada and returned to their country of origin
- Unsure

	Full refugee hearing
Atlantic (n=100)	53.9%
Quebec (n=250)	46.2%
Ontario (n=300)	48.8%
Prairies (n=200)	45.7%
British Columbia (n=150)	48.5%
Male (n=514)	42.1%
Female (n=486)	53.7%
18 to 34 (n=206)	48.7%
35 to 54 (n=374)	50.6%
55 plus (n=420)	45.2%

\*Weighted to the true population proportion.  
\*Charts may not add up to 100 due to rounding.

**QUESTION** – If an asylum seeker HAS NOT MADE a refugee claim in the United States and walks across the Canadian border where there is no border crossing, what should the government do for that asylum seeker?

# Preferred government action if an asylum seeker has not already made a refugee claim

	Be given a full refugee hearing	Be returned to country of origin	Shorter process to determine if safe to return to country of origin	Unsure
Atlantic (n=100)	53.9%	24.6%	12.1%	9.4%
Quebec (n=250)	46.2%	33.4%	14.3%	6.1%
Ontario (n=300)	48.8%	33.9%	11.0%	6.3%
Prairies (n=200)	45.7%	38.1%	12.2%	3.9%
British Columbia (n=150)	48.5%	26.9%	16.4%	8.2%
Male (n=514)	42.1%	38.3%	13.1%	6.5%
Female (n=486)	53.7%	27.2%	12.9%	6.2%
18 to 34 (n=206)	48.7%	29.7%	14.2%	7.4%
35 to 54 (n=374)	50.6%	34.0%	8.6%	6.8%
55 plus (n=420)	45.2%	33.5%	16.0%	5.3%

**QUESTION** – If an asylum seeker HAS NOT MADE a refugee claim in the United States and walks across the Canadian border where there is no border crossing, what should the government do for that asylum seeker?



Nanos conducted an RDD dual frame (land- and cell-lines) hybrid telephone and online random survey of 1,000 Canadians, 18 years of age or older, between April 25<sup>th</sup> and April 28<sup>th</sup>, 2019 as part of an omnibus survey. Participants were randomly recruited by telephone using live agents and administered a survey online. The sample included both land- and cell-lines across Canada. The results were statistically checked and weighted by age and gender using the latest Census information and the sample is geographically stratified to be representative of Canada.

Individuals randomly called using random digit dialling with a maximum of five call backs.

The margin of error for this survey is  $\pm 3.1$  percentage points, 19 times out of 20.

This study was commissioned by the Globe and Mail and the research was conducted by Nanos Research.

Note: Charts may not add up to 100 due to rounding.

This is one (1) report of two (2).



Element	Description
Organization who commissioned the research	The Globe and Mail
Final Sample Size	1000 Randomly selected individuals.
Margin of Error	±3.1 percentage points, 19 times out of 20.
Mode of Survey	RDD dual frame (land- and cell-lines) hybrid telephone and online omnibus survey
Sampling Method Base	The sample included both land- and cell-lines RDD (Random Digit Dialed) across Canada.
Demographics (Captured)	Atlantic Canada, Quebec, Ontario, Prairies, British Columbia; Men and Women; 18 years and older. Six digit postal code was used to validate geography.
Fieldwork/Validation	Individuals were recruited using live interviews with live supervision to validate work, the research questions were administered online
Number of Calls	Maximum of five call backs.
Time of Calls	Individuals were called between 12-5:30 pm and 6:30-9:30pm local time for the respondent.
Field Dates	April 25 <sup>th</sup> to April 28 <sup>th</sup> , 2019.
Language of Survey	The survey was conducted in both English and French.
Standards	This report exceeds the standards set forth by CRIC, ESOMAR and AAPOR.

Element	Description
Weighting of Data	The results were weighted by age and gender using the latest Census information (2016) and the sample is geographically stratified to ensure a distribution across all regions of Canada. See tables for full weighting disclosure
Screening	Screening ensured potential respondents did not work in the market research industry, in the advertising industry, in the media or a political party prior to administering the survey to ensure the integrity of the data.
Excluded Demographics	Individuals younger than 18 years old; individuals without land or cell lines, and individuals without internet access could not participate.
Stratification	By age and gender using the latest Census information (2016) and the sample is geographically stratified to be representative of Canada. Smaller areas such as Atlantic Canada were marginally oversampled to allow for a minimum regional sample.
Estimated Response Rate	13 percent, consistent with industry norms.
Question Order	Question order in the preceding report reflects the order in which they appeared in the original questionnaire.
Question Content	This was module two of an omnibus survey. Module one was about fuel consumption. This is one (1) report of two (2).
Question Wording	The questions in the preceding report are written exactly as they were asked to individuals.
Survey Company	Nanos Research
Contact	Contact Nanos Research for more information or with any concerns or questions. <a href="http://www.nanos.co">http://www.nanos.co</a> Telephone:(613) 234-4666 ext. 237 Email: info@nanosresearch.com.



As one of North America's premier market and public opinion research firms, we put strategic intelligence into the hands of decision makers. The majority of our work is for private sector and public facing organizations and ranges from market studies, managing reputation through to leveraging data intelligence. Nanos Research offers a vertically integrated full service quantitative and qualitative research practice to attain the highest standards and the greatest control over the research process. [www.nanos.co](http://www.nanos.co)



A public relations consultancy for executives and organizations with images to create, issues to manage, relationships to build, and reputations to protect in a digitally disrupted era. We serve senior leaders with PR counsel that is both strategic and social, informed by a deep understanding of analytics, content, communities, media, sustainability and technology. [www.signaleadership.com](http://www.signaleadership.com)

nanos dimap analytika



This international joint venture between [dimap](http://www.dimap.com) and [Nanos](http://www.nanos.co) brings together top research and data experts from North American and Europe to deliver exceptional data intelligence to clients. The team offers data intelligence services ranging from demographic and sentiment microtargeting; consumer sentiment identification and decision conversion; and, data analytics and profiling for consumer persuasion. [www.nanosdimap.com](http://www.nanosdimap.com)

NANOS RUTHERFORD MCKAY & Co.

NRM is an affiliate of Nanos Research and Rutherford McKay Associates. Our service offerings are based on decades of professional experience and extensive research and include public acceptance and engagement, communications audits, and narrative development. [www.nrmpublicaffairs.com](http://www.nrmpublicaffairs.com)

# TABULATIONS

THE GLOBE AND MAIL



NANOS



**2019-1422 – Globe and Mail/Nanos Survey – Asylum Seekers - STAT SHEET**

			Region						Gender		Age			
			Canada 2019-04	Atlantic	Quebec	Ontario	Prairies	British Columbia	Male	Female	18 to 34	35 to 54	55 plus	
Question -If an asylum seeker HAS ALREADY MADE a refugee claim in the United States, what should the government of Canada do for that asylum seeker if they show up at the Canadian border seeking asylum in Canada? [RANDOMIZE]	Total	Unwgt N	1000	100	250	300	200	150	514	486	206	374	420	
		Wgt N	1000	100	250	300	200	150	491	509	271	340	389	
		Be given a full refugee hearing to determine whether the person should be allowed into Canada or returned to their country of origin	%	36.1	43.5	48.5	27.7	28.7	36.8	30.2	41.7	37.1	36.6	34.8
		Be given a shorter process to determine if it is safe to send them back to their country of origin	%	19.7	15.3	17.7	20.7	20.9	22.6	18.4	21.0	18.4	19.0	21.3
		Be refused entry into Canada and returned to their country of origin	%	33.5	24.5	25.8	41.0	39.9	28.4	40.9	26.3	32.9	33.5	33.8
		Unsure	%	10.8	16.7	8.0	10.6	10.6	12.1	10.5	11.1	11.6	10.8	10.1

Nanos conducted an RDD dual frame (land- and cell- lines) hybrid telephone and online random survey of 1,000 Canadians, 18 years of age or older, between April 25<sup>th</sup> and 28<sup>th</sup>, 2019. The margin of error for a random survey of 1,000 Canadians is  $\pm 3.1$  percentage points, 19 times out of 20.

[www.nanos.co](http://www.nanos.co)

**2019-1422 – Globe and Mail/Nanos Survey – Asylum Seekers - STAT SHEET**

			Region						Gender		Age			
			Canada 2019-04	Atlantic	Quebec	Ontario	Prairies	British Columbia	Male	Female	18 to 34	35 to 54	55 plus	
Question - If an asylum seeker HAS NOT MADE a refugee claim in the United States and walks across the Canadian border where there is no border crossing, what should the government do for that asylum seeker? [RANDOMIZE]	Total	Unwgt N	1000	100	250	300	200	150	514	486	206	374	420	
		Wgt N	1000	100	250	300	200	150	491	509	271	340	389	
		Be given a full refugee hearing to determine whether the person should be allowed into Canada or returned to their country of origin	%	48.0	53.9	46.2	48.8	45.7	48.5	42.1	53.7	48.7	50.6	45.2
		Be given a shorter process to determine if it is safe to send them back to their country of origin	%	13.0	12.1	14.3	11.0	12.2	16.4	13.1	12.9	14.2	8.6	16.0
		Be refused entry into Canada and returned to their country of origin	%	32.7	24.6	33.4	33.9	38.1	26.9	38.3	27.2	29.7	34.0	33.5
		Unsure	%	6.3	9.4	6.1	6.3	3.9	8.2	6.5	6.2	7.4	6.8	5.3

Nanos conducted an RDD dual frame (land- and cell- lines) hybrid telephone and online random survey of 1,000 Canadians, 18 years of age or older, between April 25<sup>th</sup> and 28<sup>th</sup>, 2019. The margin of error for a random survey of 1,000 Canadians is  $\pm 3.1$  percentage points, 19 times out of 20.

[www.nanos.co](http://www.nanos.co)