

# Over half of Canadians say a federal party's stand on international aid will be important or somewhat important for how they cast their vote in the federal election; Canadians say that international aid being able to make a difference in the lives of those in less developed countries is the most appealing reason for Canada to increase spending

EWB Survey Summary

submitted by Nanos to Engineers Without Borders, November 2018  
(Submission 2018-1266)



# Summary



Canadians say the statement that international aid can make a difference in the lives of those in less developed countries is the most appealing as a reason for Canada to increase spending

In terms of reasons for Canada to increase its international development spending, Canadians give the reason that international aid can make a difference in the lives of those in less developed countries the highest intensity of appeal, and more than one in two say a federal party's stand on international development will be important or somewhat important to how they vote in the election. Canadians most often think Canada currently spends the right amount on international development and are divided over whether they support increasing Canada's spending on this in the next federal budget, most often citing there being more important issues at home. While international development is a hot button issue that can influence votes, it is not as immediate as other issues that have an impact on people's day to day lives. A majority of Canadians report they follow international news closely or somewhat closely, and most often rank television news as their most important source of information for world news.

- **Canadians most frequently rank the economy first as the most important issue for the upcoming federal election** – Asked to rank possible issues in terms of their importance in the upcoming federal election, Canadians most frequently ranked the economy first (30%), followed by the environment (21%), healthcare (19%), taxes (14%), housing (five per cent), and ending global poverty (five per cent). Three per cent ranked indigenous issues as the most important issue, followed by gender equality (two per cent).
- **More than half of Canadians say a federal party's stand on international aid will be important or somewhat important to how they vote in the federal election** – Over one in two Canadians say a federal party's stand on international aid and development will be important (16%) or somewhat important (39%) for how they will cast their vote, while 23 per cent say this will be somewhat unimportant and 19 per cent say unimportant. Three per cent are unsure.
- **Canadians most often say they think Canada spends the right amount on international development** – Four in ten Canadians (40%) think Canada spends the right amount on international development, while 30 per cent say Canada spends too much, and 14 per cent say Canada does not spend enough. Sixteen per cent are unsure.
- **Canadians are divided over their support for increasing Canada's international development spending** – Just under one in two Canadians oppose (24%) or somewhat oppose (25%) increasing spending on international development in Canada's next federal budget, while 29 per cent somewhat support this and 12 per cent support it. Ten per cent are unsure. Women are less likely to oppose this (17%) than men (31%). Only one in three Canadians have a firm opinion on this matter.

# Summary

More than one in two Canadians say a federal party's stand on international aid will be important or somewhat important to how they vote in the federal election

- **Canadians most frequently say there are more important issues at home when asked why they support or oppose increasing Canada's aid spending** – Asked why they have that opinion, Canadians who oppose increasing Canada's international development spending most often mention there are more important issues at home (75% of those who oppose) and international aid is used ineffectively (13% of those who oppose). Those who support increasing Canada's spending most often mention Canada has the resources to help (34% of those who support), positive effects for world economy and stability, which in turn is good for Canada (26% of those who support), and solidarity/it is the right thing to do (17% of those who support).
- **Canadians most often report they never directly support those who need help in other countries** – Less than half of Canadians (47%) report they never directly support those who need help in other countries by sponsoring a child or by making a monthly donation to aid organizations that work in countries in need, while 33 per cent report they do this occasionally, and 21 per cent say they do this regularly.
- **Canadians give the statement that international aid can make a difference in the lives of those in less developed countries the highest intensity of appeal in terms of reasons for Canada to spend on international development** – Asked to rate the appeal of various statements as reasons for Canada to spend money on international development, Canadians gave the highest intensity of appeal to the statement "international development aid can make a major difference in the lives of people in less developed countries" (37% appealing; 39% somewhat appealing), followed by "international development assistance reduces pressure on people in developing countries to migrate" (32% appealing; 38% somewhat appealing). Statements that received a lower intensity of appeal were "because Canada spends well below the global standard on international development, we need to increase spending" (18% appealing; 25% somewhat appealing) and "because the current government spends less than previous governments on international development, we need to increase spending" (15% appealing; 20% somewhat appealing). Women and Canadians 55 years of age or older tend to rate the statements as more appealing than others.

# Summary



More than eight in ten Canadians report they follow international news closely or somewhat closely

- **More than eight in ten Canadians report they follow international news closely or somewhat closely** – A majority of Canadians report they follow international news closely (33%) or somewhat closely (49%), while 11 per cent say somewhat not closely and seven per cent say not closely. Men are more likely to report following international news closely or somewhat closely (43% closely; 47% somewhat closely) than women (23% closely; 52% somewhat closely). Canadians 55 years of age or older are more likely to report this (36% closely; 52% somewhat closely) than those 18 to 34 (26% closely; 48% somewhat closely).
- **Canadians most often rank television news as the most important source of information for world news** – Asked to rank the top two sources of information about what is happening in the world, Canadians most frequently ranked television news first (37%), followed by online magazine and news outlets (26%), traditional print media (15%), radio news (14%), and social media (seven per cent). One per cent ranked friends and family first.
- **CBC/Radio Canada is the most frequently mentioned top specific news source** – Asked to name the top specific news source or platform they rely on for world news, Canadians most often mention CBC/Radio-Canada (29%), followed by national print media (10%), CTV (seven per cent), other US media (seven per cent), CNN (six per cent), TV (unspecified)(six per cent), and internet (six per cent).
- **More than six in ten Canadians report they have not heard of Engineers Without Borders** – Sixty-four per cent report they have not heard of Engineers Without Borders, while 36 per cent report they have.
- **More than nine in ten Canadians report they have heard of OXFAM** – Ninety per cent report they have heard of OXFAM, while 10 per cent report they have not.
- **Nearly three in four Canadians report they have not heard of Plan Canada** – Seventy-four per cent report they have not heard of Plan Canada, while 26 per cent report they have.

Nanos conducted an RDD dual frame (land- and cell-lines) hybrid telephone and online random survey of 1,000 Canadians, 18 years of age or older, between October 27<sup>th</sup> to November 1<sup>st</sup>, 2018 as part of an omnibus survey. The margin of error for a random survey of 1,000 Canadians is  $\pm 3.1$  percentage points, 19 times out of 20. The research was commissioned by Engineers Without Borders and was conducted by Nanos Research.

# Importance of federal election issues

Source: Nanos Research, RDD dual frame hybrid telephone and online random survey, October 27<sup>th</sup> to November 1<sup>st</sup>, 2018, n=1000, accurate 3.1 percentage points plus or minus, 19 times out of 20.

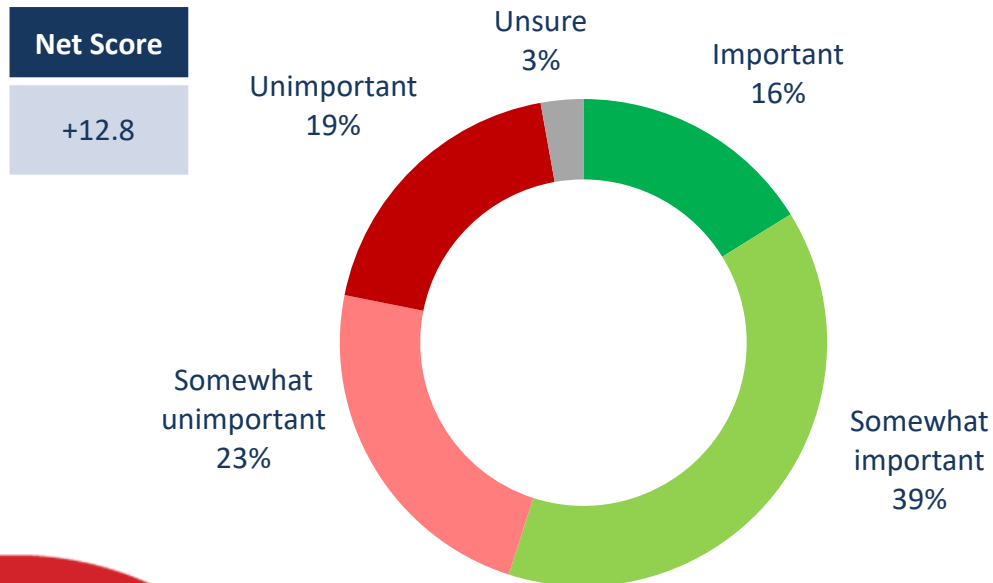
	First Ranked (n=1,000)	Second Ranked (n=986)	Third Ranked (n=923)
The economy	29.9%	23.7%	16.6%
The environment	21.2%	15.3%	11.4%
Healthcare	19.0%	22.6%	29.2%
Taxes	14.4%	19.2%	13.3%
Housing	5.1%	6.9%	12.6%
Ending global poverty	4.8%	3.9%	5.0%
Indigenous issues	3.1%	5.0%	7.5%
Gender equality	1.6%	3.3%	4.0%
Unsure	1.0%	0.2%	0.5%

**QUESTION** – Please rank the following possible issues in terms of importance to you for the upcoming federal election where 1 is the most important issue and 2 the second most important issue and so on. [RANDOMIZE]



# Importance of political stance on international aid

Source: Nanos Research, RDD dual frame hybrid telephone and online random survey, October 27<sup>th</sup> to November 1<sup>st</sup>, 2018, n=1000, accurate 3.1 percentage points plus or minus, 19 times out of 20.



**\*Note: Charts may not add up to 100 due to rounding**

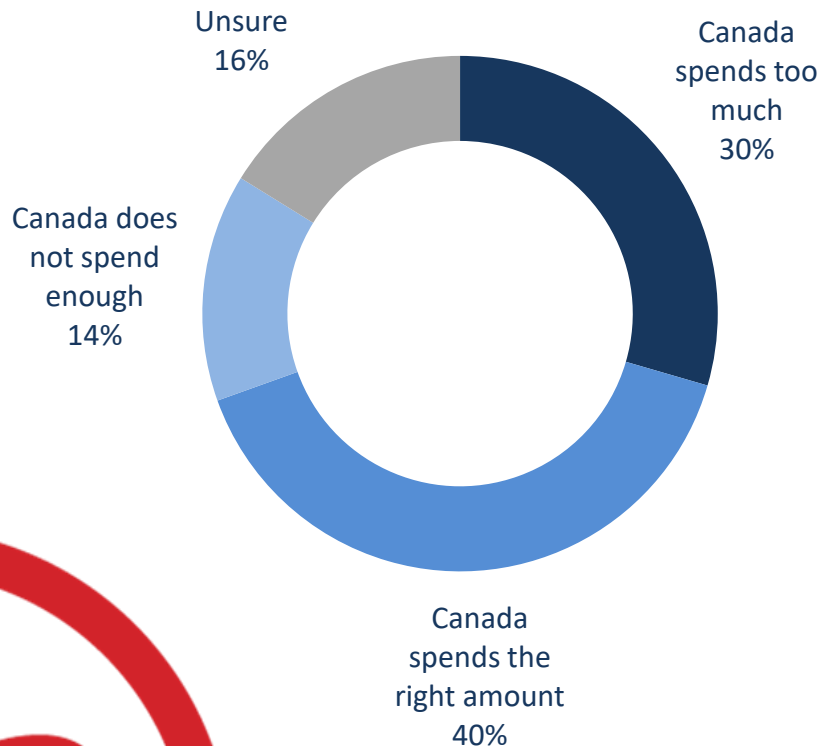
Subgroups	Important/ Somewhat important
Atlantic (n=100)	56.5%
Quebec (n=250)	52.7%
Ontario (n=300)	58.9%
Prairies (n=200)	50.5%
British Columbia (n=150)	56.0%
Male (n=528)	45.6%
Female (n=472)	64.0%
18 to 34 (n=204)	52.8%
35 to 54 (n=452)	52.5%
55 plus (n=344)	58.6%

\*Weighted to the true population proportion.

**QUESTION** – International development refers to global efforts to end poverty, and provide healthcare, education and employment around the world. In the next federal election, will a party's stand on international aid and development be important, somewhat important, somewhat unimportant or unimportant for how you will cast your vote?

# Canadian spending on international development

Source: Nanos Research, RDD dual frame hybrid telephone and online random survey, October 27<sup>th</sup> to November 1<sup>st</sup>, 2018, n=1000, accurate 3.1 percentage points plus or minus, 19 times out of 20.



Subgroups	Canada spends the right amount
Atlantic (n=100)	35.6%
Quebec (n=250)	40.6%
Ontario (n=300)	41.1%
Prairies (n=200)	33.5%
British Columbia (n=150)	48.5%
Male (n=528)	39.1%
Female (n=472)	40.9%
18 to 34 (n=204)	38.9%
35 to 54 (n=452)	37.6%
55 plus (n=344)	42.9%

\*Weighted to the true population proportion.

**\*Note: Charts may not add up to 100 due to rounding**

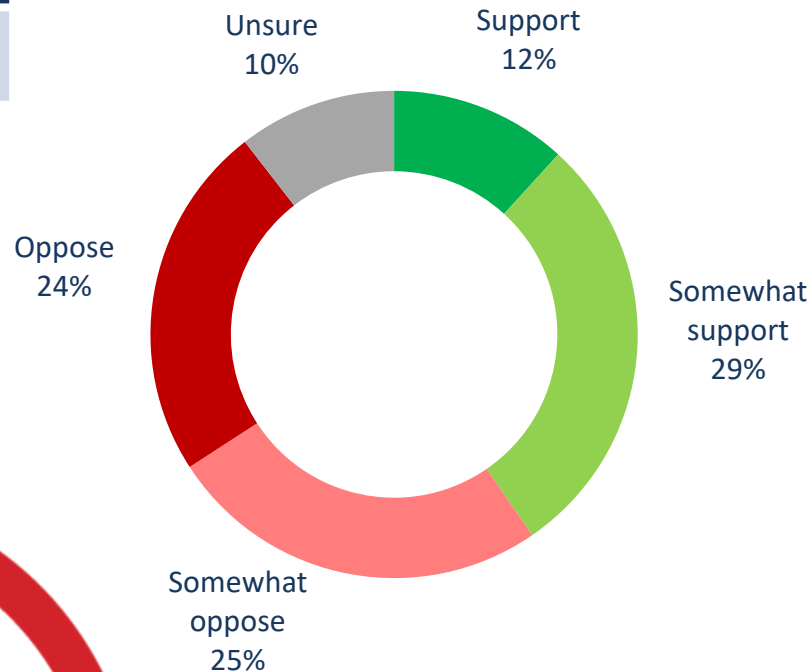
**QUESTION** – Do you think Canada spends too much, about the right amount or not enough on international development?

# Increased Canadian spending on international development

Source: Nanos Research, RDD dual frame hybrid telephone and online random survey, October 27<sup>th</sup> to November 1<sup>st</sup>, 2018, n=1000, accurate 3.1 percentage points plus or minus, 19 times out of 20.

## Net Score

-8.7



Subgroups	Oppose/ Somewhat oppose
Atlantic (n=100)	53.5%
Quebec (n=250)	43.4%
Ontario (n=300)	43.8%
Prairies (n=200)	61.4%
British Columbia (n=150)	50.1%
Male (n=528)	57.1%
Female (n=472)	41.4%
18 to 34 (n=204)	49.5%
35 to 54 (n=452)	54.7%
55 plus (n=344)	43.9%

\*Weighted to the true population proportion.

**\*Note:** Charts may not add up to 100 due to rounding

**QUESTION** – Considering Canada's role in the world, do you support, somewhat support, somewhat oppose or oppose increasing spending on international development in Canada's next federal budget?



# Reason for opinion

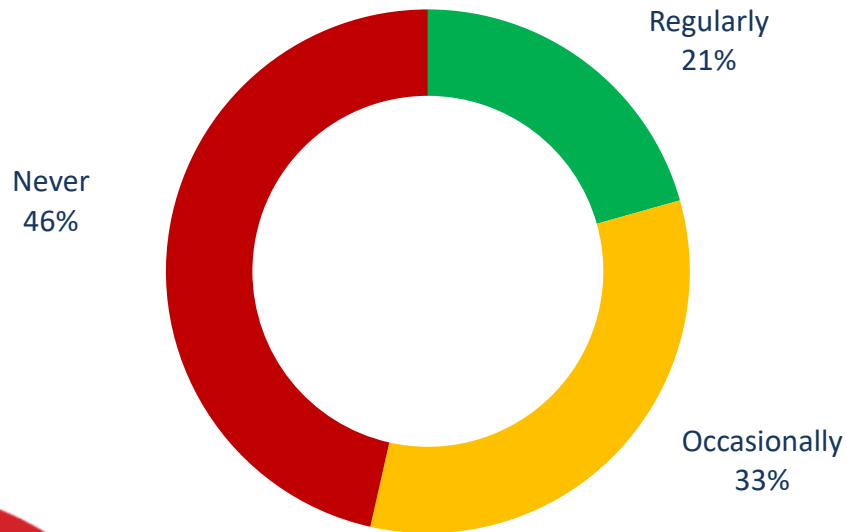
Source: Nanos Research, RDD dual frame hybrid telephone and online random survey, October 27<sup>th</sup> to November 1<sup>st</sup>, 2018, n=1000, accurate 3.1 percentage points plus or minus, 19 times out of 20.

	Support (n=117)	Somewhat support (n=286)	Somewhat oppose (n=255)	Oppose (n=236)	Unsure (n=104)	Total (n=998)
There are more important issues at home	-	9.4%	65.1%	74.6%	8.7%	37.9%
Canada has the resources to help	34.2%	16.1%	0.4%	-	1.0%	8.8%
Positive effects for world economy and stability, which in turn is good for Canada	25.6%	15.7%	-	-	3.8%	7.9%
Solidarity, it is the right thing to do	17.1%	15.4%	0.4%	-	1.0%	6.6%
International aid is used ineffectively	-	2.4%	9.8%	12.7%	2.9%	6.5%
Do not have enough information about international development spending	-	0.7%	1.6%	0.4%	51.9%	6.1%
When other countries are rolling back international aid Canada should step in to have a good reputation	9.4%	9.8%	1.2%	-	1.0%	4.3%
Our deficit is too high, Canadians pay too much tax	-	0.3%	4.3%	6.4%	-	2.7%
Helps ease migration issues	3.4%	7.7%	-	-	-	2.6%
We already do enough	-	1.7%	6.7%	0.4%	-	2.3%
Canada has not met its international commitments, spends less than in the past	5.1%	2.4%	-	-	-	1.3%
Other	-	2.8%	0.8%	1.3%	2.9%	1.6%
Unsure	5.1%	15.4%	9.8%	4.2%	26.9%	11.3%

**QUESTION** – Why do you have that opinion? [OPEN]

# Regular donations to international aid organizations

Source: Nanos Research, RDD dual frame hybrid telephone and online random survey, October 27<sup>th</sup> to November 1<sup>st</sup>, 2018, n=1000, accurate 3.1 percentage points plus or minus, 19 times out of 20.



Subgroups	Never
Atlantic (n=100)	52.4%
Quebec (n=250)	53.0%
Ontario (n=300)	45.1%
Prairies (n=200)	41.8%
British Columbia (n=150)	40.6%
Male (n=528)	50.5%
Female (n=472)	42.5%
18 to 34 (n=204)	51.5%
35 to 54 (n=452)	47.7%
55 plus (n=344)	41.9%

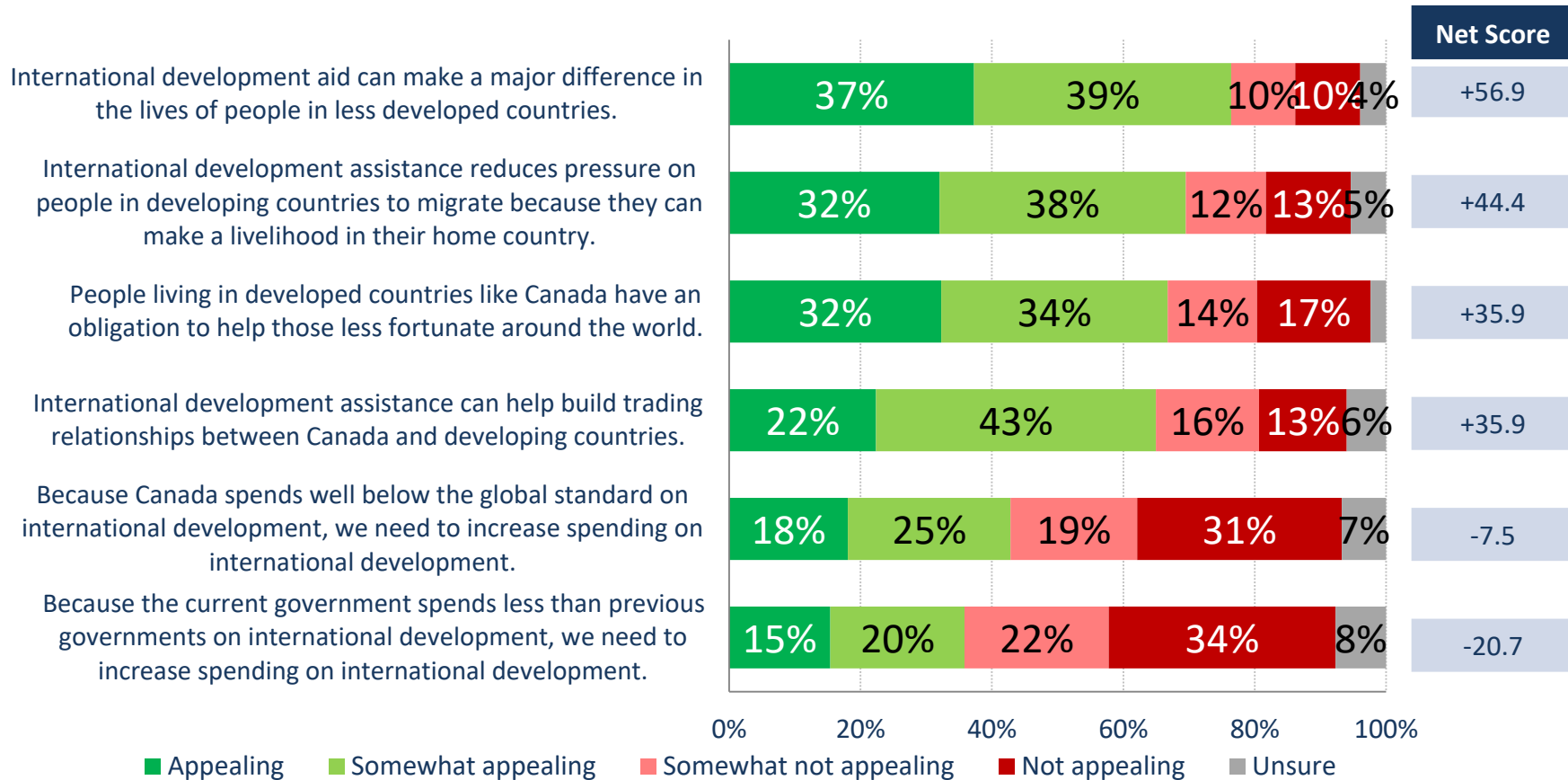
\*Weighted to the true population proportion.

**\*Note:** Charts may not add up to 100 due to rounding

**QUESTION** – Do you regularly, occasionally or never directly support those who need help in other countries by sponsoring a child or by making a monthly donation to aid organizations that work in countries in need?

# Appeal of statements regarding Canadian spending on international development

Source: Nanos Research, RDD dual frame hybrid telephone and online random survey, October 27<sup>th</sup> to November 1<sup>st</sup>, 2018, n=1000, accurate 3.1 percentage points plus or minus, 19 times out of 20.



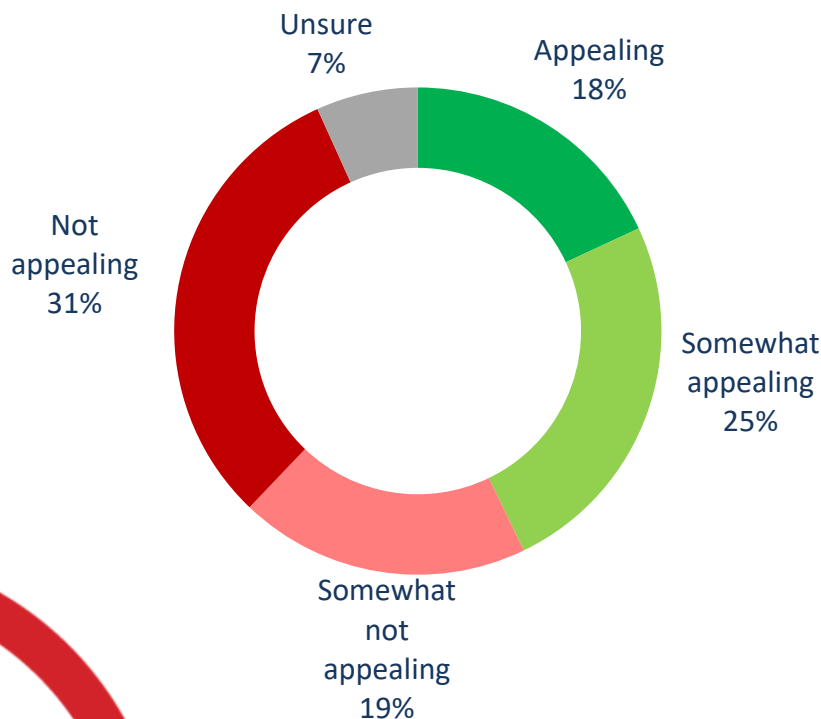
**\*Note: Charts may not add up to 100 due to rounding**

**QUESTION** – Are the following statements appealing, somewhat appealing, somewhat not appealing or not appealing to you in terms of reasons for Canada to spend money on international development? [RANDOMIZE]

# Appeal of statement on Canadian spending relative to global standard

Source: Nanos Research, RDD dual frame hybrid telephone and online random survey, October 27<sup>th</sup> to November 1<sup>st</sup>, 2018, n=1000, accurate 3.1 percentage points plus or minus, 19 times out of 20.

**Net Score**  
-7.5



Subgroups	Not appealing/ Somewhat not appealing
Atlantic (n=100)	51.1%
Quebec (n=250)	45.1%
Ontario (n=300)	46.2%
Prairies (n=200)	64.2%
British Columbia (n=150)	48.7%
Male (n=528)	57.0%
Female (n=472)	44.0%
18 to 34 (n=204)	55.6%
35 to 54 (n=452)	57.2%
55 plus (n=344)	40.9%

\*Weighted to the true population proportion.

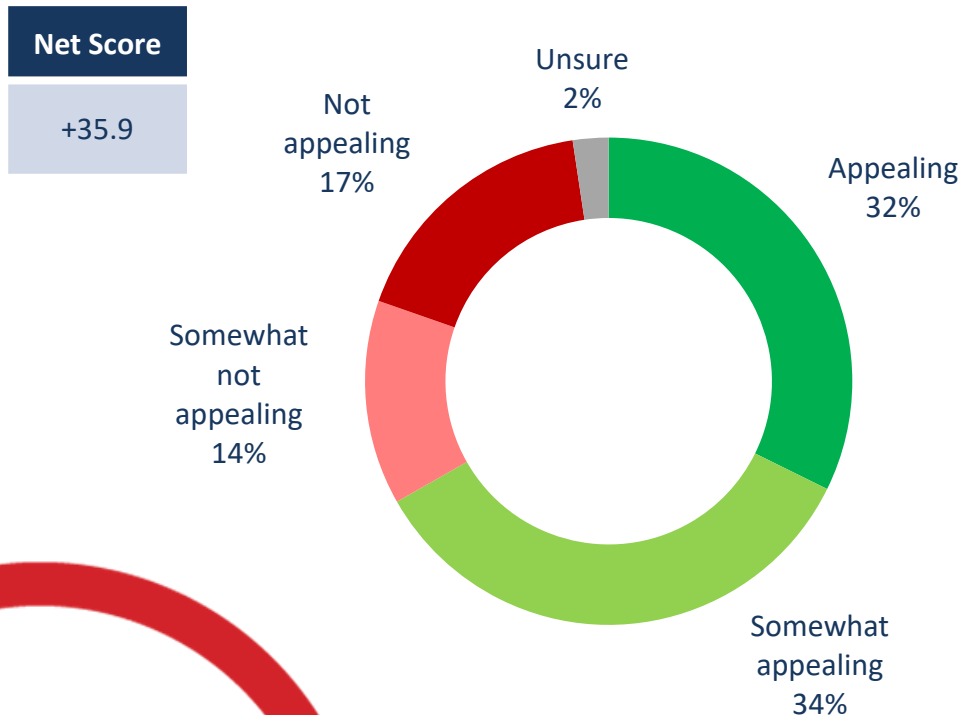
**\*Note: Charts may not add up to 100 due to rounding**

**QUESTION** – Are the following statements appealing, somewhat appealing, somewhat not appealing or not appealing to you in terms of reasons for Canada to spend money on international development? [RANDOMIZE]

**Because Canada spends well below the global standard on international development, we need to increase spending on international development.**

# Appeal of statement on Canadian obligation to help less fortunate

Source: Nanos Research, RDD dual frame hybrid telephone and online random survey, October 27<sup>th</sup> to November 1<sup>st</sup>, 2018, n=1000, accurate 3.1 percentage points plus or minus, 19 times out of 20.



Subgroups	Appealing/ Somewhat appealing
Atlantic (n=100)	61.3%
Quebec (n=250)	70.9%
Ontario (n=300)	67.2%
Prairies (n=200)	61.1%
British Columbia (n=150)	70.0%
Male (n=528)	60.3%
Female (n=472)	73.0%
18 to 34 (n=204)	59.7%
35 to 54 (n=452)	66.7%
55 plus (n=344)	71.7%

\*Weighted to the true population proportion.

**\*Note:** Charts may not add up to 100 due to rounding

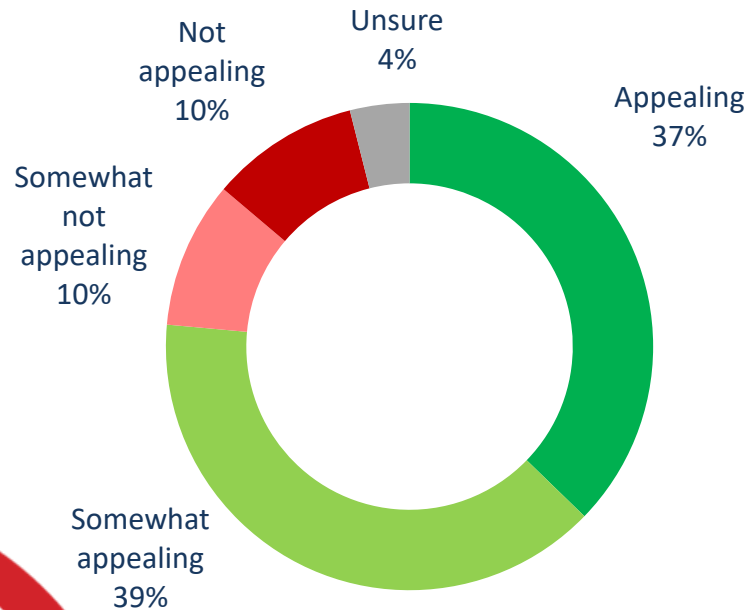
**QUESTION** – Are the following statements appealing, somewhat appealing, somewhat not appealing or not appealing to you in terms of reasons for Canada to spend money on international development? [RANDOMIZE]

People living in developed countries like Canada have an obligation to help those less fortunate around the world.

# Appeal of statement on impact of international development aid

Source: Nanos Research, RDD dual frame hybrid telephone and online random survey, October 27<sup>th</sup> to November 1<sup>st</sup>, 2018, n=1000, accurate 3.1 percentage points plus or minus, 19 times out of 20.

**Net Score**  
**+56.9**



Subgroups	Appealing/ Somewhat appealing
Atlantic (n=100)	73.3%
Quebec (n=250)	79.6%
Ontario (n=300)	76.1%
Prairies (n=200)	71.9%
British Columbia (n=150)	79.8%
Male (n=528)	71.7%
Female (n=472)	81.1%
18 to 34 (n=204)	74.0%
35 to 54 (n=452)	74.6%
55 plus (n=344)	79.8%

\*Weighted to the true population proportion.

**\*Note: Charts may not add up to 100 due to rounding**

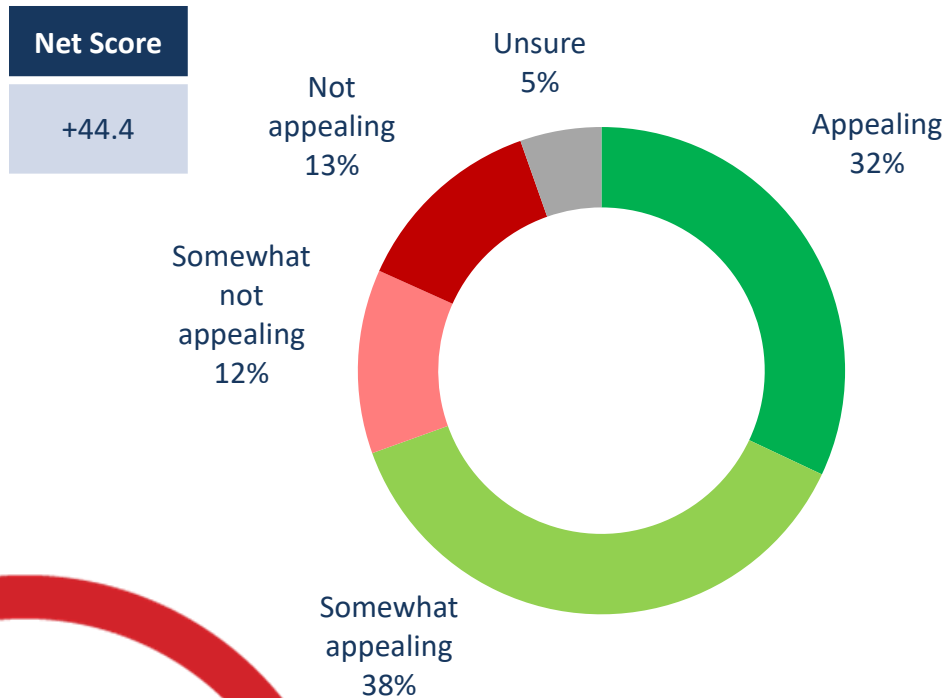
**QUESTION** – Are the following statements appealing, somewhat appealing, somewhat not appealing or not appealing to you in terms of reasons for Canada to spend money on international development? [RANDOMIZE]

**International development aid can make a major difference in the lives of people in less developed countries.**



# Appeal of statement on reduced pressure to migrate from international development aid

Source: Nanos Research, RDD dual frame hybrid telephone and online random survey, October 27<sup>th</sup> to November 1<sup>st</sup>, 2018, n=1000, accurate 3.1 percentage points plus or minus, 19 times out of 20.



Subgroups	Appealing/ Somewhat appealing
Atlantic (n=100)	66.8%
Quebec (n=250)	69.8%
Ontario (n=300)	69.6%
Prairies (n=200)	71.2%
British Columbia (n=150)	68.1%
Male (n=528)	68.0%
Female (n=472)	71.0%
18 to 34 (n=204)	65.9%
35 to 54 (n=452)	66.0%
55 plus (n=344)	75.1%

\*Weighted to the true population proportion.

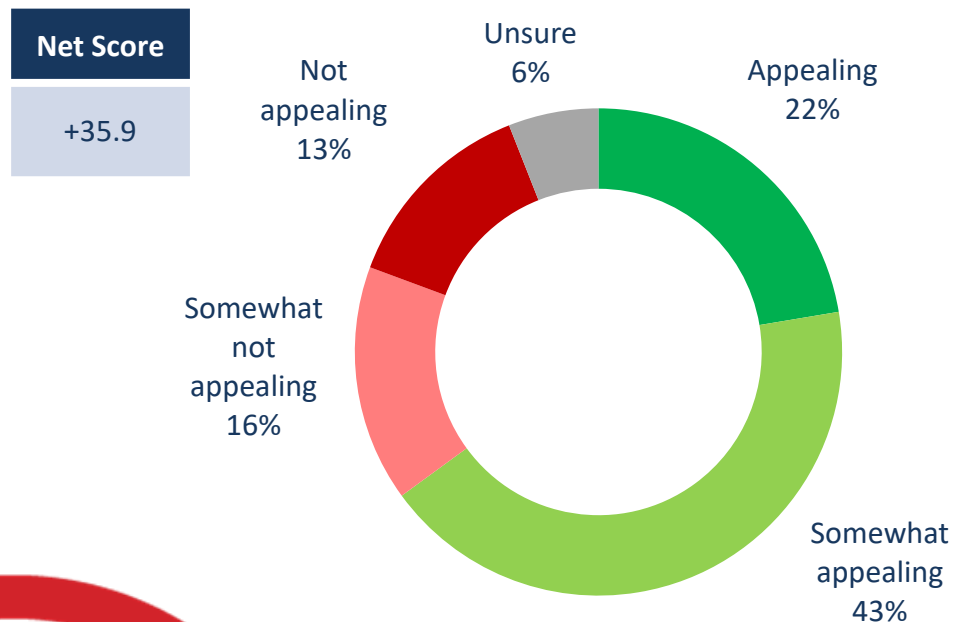
**\*Note:** Charts may not add up to 100 due to rounding

**QUESTION** – Are the following statements appealing, somewhat appealing, somewhat not appealing or not appealing to you in terms of reasons for Canada to spend money on international development? [RANDOMIZE]

**International development assistance reduces pressure on people in developing countries to migrate because they can make a livelihood in their home country.**

# Appeal of statement on developing trade relationships with developing countries

Source: Nanos Research, RDD dual frame hybrid telephone and online random survey, October 27<sup>th</sup> to November 1<sup>st</sup>, 2018, n=1000, accurate 3.1 percentage points plus or minus, 19 times out of 20.



Subgroups	Appealing/ Somewhat appealing
Atlantic (n=100)	66.6%
Quebec (n=250)	67.2%
Ontario (n=300)	66.0%
Prairies (n=200)	64.7%
British Columbia (n=150)	58.2%
Male (n=528)	62.9%
Female (n=472)	67.0%
18 to 34 (n=204)	67.1%
35 to 54 (n=452)	62.6%
55 plus (n=344)	65.5%

**\*Note: Charts may not add up to 100 due to rounding**

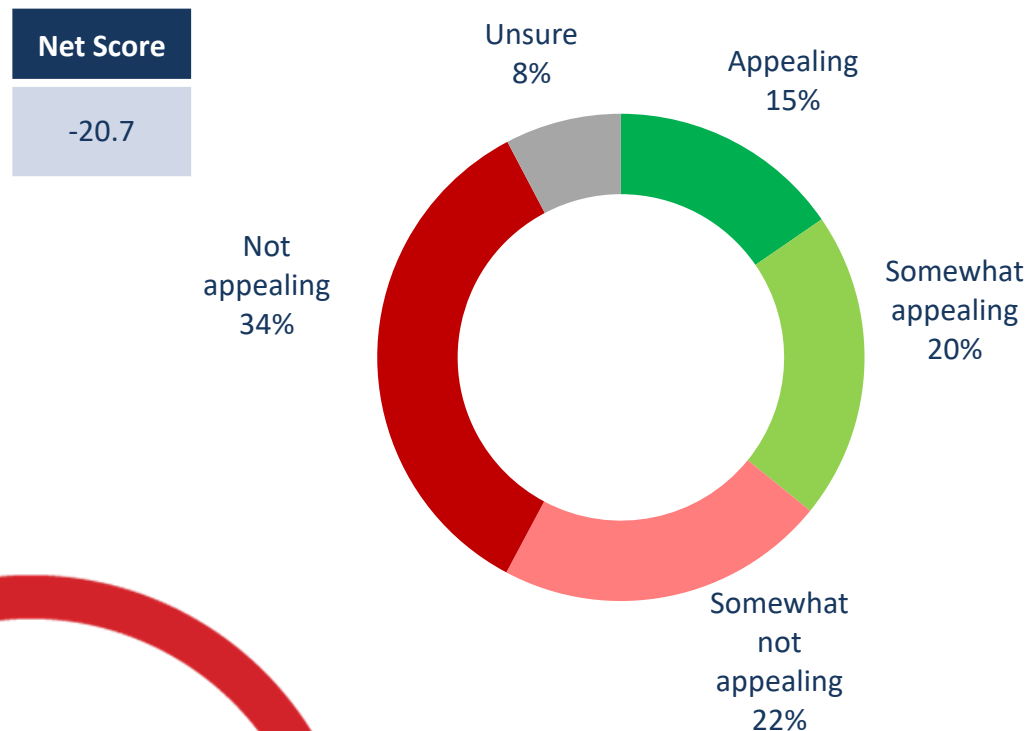
**\*Weighted to the true population proportion.**

**QUESTION** – Are the following statements appealing, somewhat appealing, somewhat not appealing or not appealing to you in terms of reasons for Canada to spend money on international development? [RANDOMIZE]

**International development assistance can help build trading relationships between Canada and developing countries.**

# Appeal of statement on Canadian spending relative to previous governments

Source: Nanos Research, RDD dual frame hybrid telephone and online random survey, October 27<sup>th</sup> to November 1<sup>st</sup>, 2018, n=1000, accurate 3.1 percentage points plus or minus, 19 times out of 20.



Subgroups	Not appealing/ Somewhat not appealing
Atlantic (n=100)	60.0%
Quebec (n=250)	49.8%
Ontario (n=300)	52.6%
Prairies (n=200)	67.4%
British Columbia (n=150)	58.4%
Male (n=528)	63.0%
Female (n=472)	50.1%
18 to 34 (n=204)	64.5%
35 to 54 (n=452)	61.1%
55 plus (n=344)	46.8%

\*Weighted to the true population proportion.

**\*Note: Charts may not add up to 100 due to rounding**

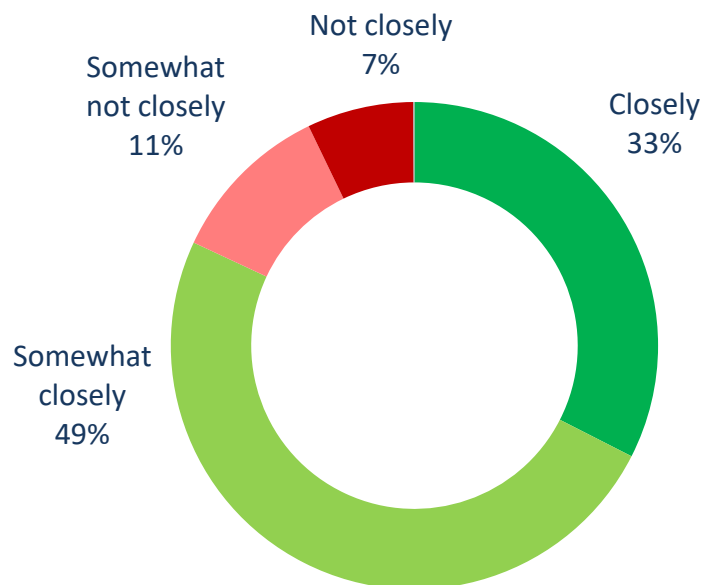
**QUESTION** – Are the following statements appealing, somewhat appealing, somewhat not appealing or not appealing to you in terms of reasons for Canada to spend money on international development? [RANDOMIZE]

**Because the current government spends less than previous governments on international development, we need to increase spending on international development.**

# Following international news

Source: Nanos Research, RDD dual frame hybrid telephone and online random survey, October 27<sup>th</sup> to November 1<sup>st</sup>, 2018, n=1000, accurate 3.1 percentage points plus or minus, 19 times out of 20.

**Net Score**  
**+63.9**



Subgroups	Closely/ Somewhat closely
Atlantic (n=100)	79.2%
Quebec (n=250)	80.0%
Ontario (n=300)	82.2%
Prairies (n=200)	82.9%
British Columbia (n=150)	85.3%
Male (n=528)	89.3%
Female (n=472)	74.9%
18 to 34 (n=204)	73.9%
35 to 54 (n=452)	81.2%
55 plus (n=344)	88.2%

\*Weighted to the true population proportion.


**\*Note: Charts may not add up to 100 due to rounding**

**QUESTION** – Do you follow international news closely, somewhat closely, somewhat not closely or not closely?

# Most important sources of international news

Source: Nanos Research, RDD dual frame hybrid telephone and online random survey, October 27<sup>th</sup> to November 1<sup>st</sup>, 2018, n=1000, accurate 3.1 percentage points plus or minus, 19 times out of 20.

	First ranked (n=1,000)	Second ranked (n=982)
Television news	37.1%	28.0%
Online magazines and news outlets	26.2%	21.2%
Traditional print media	14.8%	18.8%
Radio news	13.7%	16.2%
Social media	7.1%	12.6%
Friends and family	1.1%	3.3%



**QUESTION** – Please rank the top 2 sources of information about what is happening in the world where 1 is the most important information source and 2 the second most important source?

# Top news source for international news

Source: Nanos Research, RDD dual frame hybrid telephone and online random survey, October 27<sup>th</sup> to November 1<sup>st</sup>, 2018, n=1000, accurate 3.1 percentage points plus or minus, 19 times out of 20.

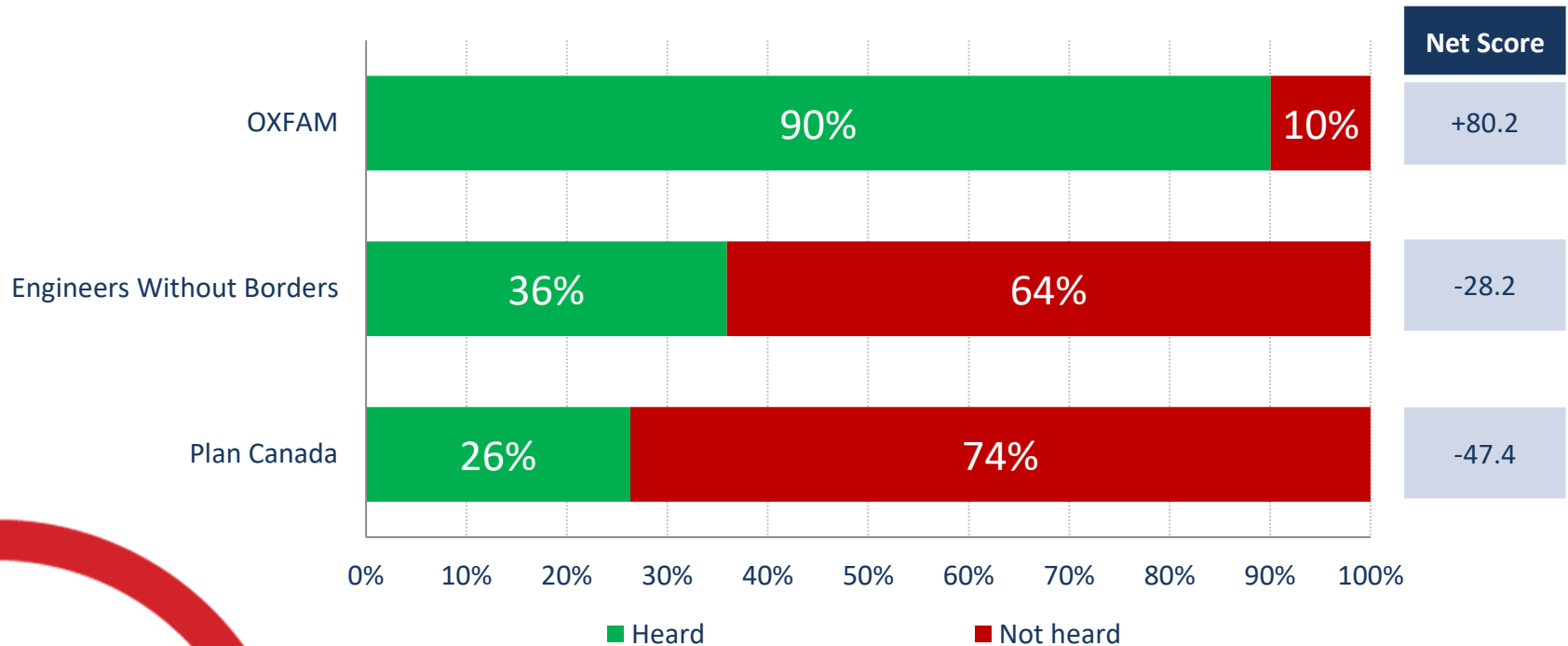
	Frequency (n=1,000)
CBC/Radio-Canada	28.7%
National print media	10.3%
CTV	6.8%
Other US media	6.6%
CNN	6.4%
TV (unspecified)	5.8%
Internet	5.5%
International media	4.9%
BBC	4.6%
Social media	4.4%
Global	3.7%
Radio (unspecified)	2.2%
Other Canadian media	1.5%
Other	1.1%
Unsure	7.6%

**QUESTION** – What is the top specific news source or platform by name that you rely on for what is happening in the world? [OPEN]



# Awareness of international development organizations

Source: Nanos Research, RDD dual frame hybrid telephone and online random survey, October 27<sup>th</sup> to November 1<sup>st</sup>, 2018, n=1000, accurate 3.1 percentage points plus or minus, 19 times out of 20.



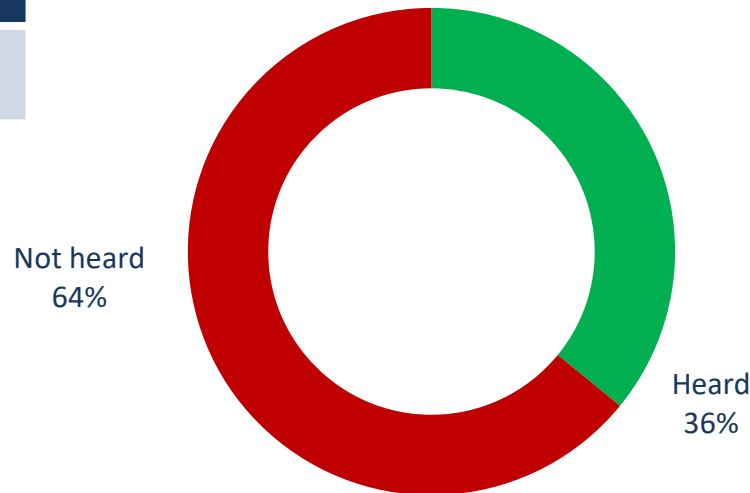
**\*Note: Charts may not add up to 100 due to rounding**

**QUESTION** – Prior to today have you heard or not heard of the following organizations? [RANDOMIZE]

# Awareness of Engineers Without Borders

Source: Nanos Research, RDD dual frame hybrid telephone and online random survey, October 27<sup>th</sup> to November 1<sup>st</sup>, 2018, n=1000, accurate 3.1 percentage points plus or minus, 19 times out of 20.

**Net Score**  
-28.2



Subgroups	Not heard
Atlantic (n=100)	64.7%
Quebec (n=250)	69.8%
Ontario (n=300)	61.6%
Prairies (n=200)	61.1%
British Columbia (n=150)	63.1%
Male (n=528)	59.4%
Female (n=472)	68.6%
18 to 34 (n=204)	63.7%
35 to 54 (n=452)	65.2%
55 plus (n=344)	63.4%

\*Weighted to the true population proportion.

**\*Note: Charts may not add up to 100 due to rounding**

**QUESTION** – Prior to today have you heard or not heard of the following organizations? [RANDOMIZE]

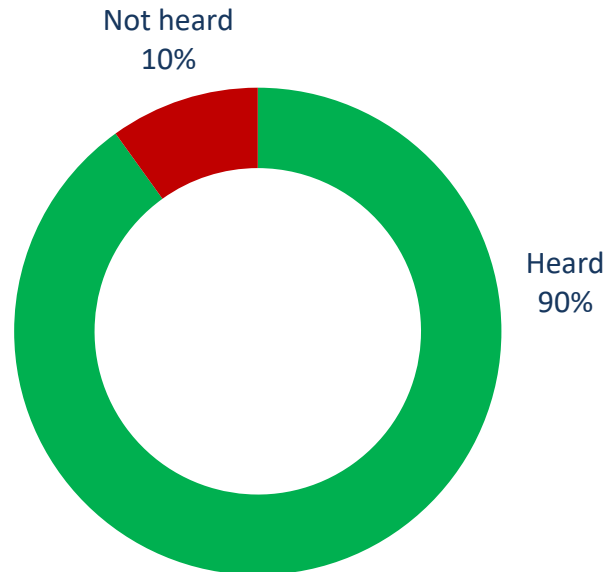
**Engineers Without Borders**

# Awareness of OXFAM

Source: Nanos Research, RDD dual frame hybrid telephone and online random survey, October 27<sup>th</sup> to November 1<sup>st</sup>, 2018, n=1000, accurate 3.1 percentage points plus or minus, 19 times out of 20.

**Net Score**

+80.2



Subgroups	Heard
Atlantic (n=100)	92.5%
Quebec (n=250)	96.7%
Ontario (n=300)	87.6%
Prairies (n=200)	83.0%
British Columbia (n=150)	91.7%
Male (n=528)	91.0%
Female (n=472)	89.2%
18 to 34 (n=204)	75.0%
35 to 54 (n=452)	92.5%
55 plus (n=344)	98.5%

\*Weighted to the true population proportion.

**\*Note: Charts may not add up to 100 due to rounding**

**QUESTION** – Prior to today have you heard or not heard of the following organizations? [RANDOMIZE]

**OXFAM**

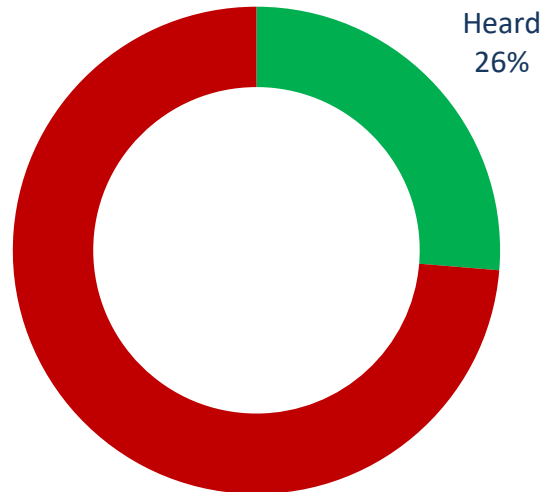
# Awareness of Plan Canada

Source: Nanos Research, RDD dual frame hybrid telephone and online random survey, October 27<sup>th</sup> to November 1<sup>st</sup>, 2018, n=1000, accurate 3.1 percentage points plus or minus, 19 times out of 20.

**Net Score**

-47.4

Not heard  
74%




Subgroups	Not heard
Atlantic (n=100)	68.7%
Quebec (n=250)	83.9%
Ontario (n=300)	68.6%
Prairies (n=200)	66.1%
British Columbia (n=150)	80.2%
Male (n=528)	77.3%
Female (n=472)	70.2%
18 to 34 (n=204)	72.5%
35 to 54 (n=452)	68.6%
55 plus (n=344)	79.0%

\*Weighted to the true population proportion.

**\*Note: Charts may not add up to 100 due to rounding**

**QUESTION** – Prior to today have you heard or not heard of the following organizations? [RANDOMIZE]

**Plan Canada**



# Methodology

# Methodology

Nanos conducted an RDD dual frame (land- and cell-lines) hybrid telephone and online random survey of 1,000 Canadians, 18 years of age or older, between October 27<sup>th</sup> to November 1<sup>st</sup>, 2018 as part of an omnibus survey. Participants were randomly recruited by telephone using live agents and administered a survey online. The results were statistically checked and weighted by age and gender using the latest Census information and the sample is geographically stratified to be representative of Canada.

Individuals were randomly called using random digit dialling with a maximum of five call backs.

The margin of error for a random survey of 1,000 Canadians is  $\pm 3.1$  percentage points, 19 times out of 20.

The research was commissioned by Engineers Without Borders and was conducted by Nanos Research.

Note: Charts may not add up to 100 due to rounding.





# Technical Note

Element	Description	Element	Description
Organization who commissioned the research	Engineers Without Borders	Weighting of Data	The results were weighted by age and gender using the latest Census information (2016) and the sample is geographically stratified to ensure a distribution across all regions of Canada. See tables for full weighting disclosure
Final Sample Size	1,000 Randomly selected individuals.	Screening	Screening ensured potential respondents did not work in the market research industry, in the advertising industry, in the media or a political party prior to administering the survey to ensure the integrity of the data.
Margin of Error	±3.1 percentage points, 19 times out of 20.	Excluded Demographics	Individuals younger than 18 years old; individuals without land or cell lines could not participate.
Mode of Survey	RDD dual frame (land- and cell-lines) hybrid telephone and online omnibus survey	Stratification	By age and gender using the latest Census information (2016) and the sample is geographically stratified to be representative of Canada. Smaller areas such as Atlantic Canada were marginally oversampled to allow for a minimum regional sample.
Sampling Method Base	The sample included both land- and cell-lines RDD (Random Digit Dialed) across Canada.	Estimated Response Rate	13 percent, consistent with industry norms.
Demographics (Captured)	Atlantic Canada, Quebec, Ontario, Prairies, British Columbia; Men and Women; 18 years and older. Six digit postal code was used to validate geography.	Question Order	Question order in the preceding report reflects the order in which they appeared in the original questionnaire.
Fieldwork/Validation	Live interviews with live supervision to validate work.	Question Content	This was module four of an omnibus survey. Previous modules included questions related to personal spending, fish farming, and research standards involving animals.
Number of Calls	Maximum of five call backs.	Question Wording	The questions in the preceding report are written exactly as they were asked to individuals.
Time of Calls	Individuals were called between 12-5:30 pm and 6:30-9:30pm local time for the respondent.	Survey Company	Nanos Research
Field Dates	October 27 <sup>th</sup> to November 1 <sup>st</sup> , 2018.	Contact	Contact Nanos Research for more information or with any concerns or questions. <a href="http://www.nanos.co">http://www.nanos.co</a> Telephone:(613) 234-4666 ext. Email: info@nanosresearch.com.
Language of Survey	The survey was conducted in both English and French.		
Standards	This report meets the standards set forth by ESOMAR.		

# About Nanos

Nanos is one of North America's most trusted research and strategy organizations. Our team of professionals is regularly called upon by senior executives to deliver superior intelligence and market advantage whether it be helping to chart a path forward, managing a reputation or brand risk or understanding the trends that drive success. Services range from traditional telephone surveys, through to elite in-depth interviews, online research and focus groups. Nanos clients range from Fortune 500 companies through to leading advocacy groups interested in understanding and shaping the public landscape. Whether it is understanding your brand or reputation, customer needs and satisfaction, engaging employees or testing new ads or products, Nanos provides insight you can trust.



View our brochure

## **Nanos Research**

North America Toll-free

1.888.737.5505

[info@nanosresearch.com](mailto:info@nanosresearch.com)



# Tabulations



## 2018-1266 – Engineers without Borders – Survey – STAT SHEET

			Region						Gender		Age		
			Canada 2018-10	Atlantic	Quebec	Ontario	Prairies	British Columbia	Male	Female	18 to 34	35 to 54	55 plus
Question - [Rank 1] Please rank the following possible issues in terms of importance to you for the upcoming federal election where 1 is the most important issue and 2 the second most important issue and so on. [RANDOMIZE]	Total	Unwgt N	1000	100	250	300	200	150	528	472	204	452	344
		Wgt N	1000	100	250	300	200	150	491	509	271	340	389
	The economy	%	29.9	26.8	20.6	34.4	42.4	21.7	35.0	24.9	28.6	31.2	29.6
	Healthcare	%	19.0	26.0	21.3	19.5	12.7	18.1	15.8	22.1	13.6	20.9	21.2
	Ending global poverty	%	4.8	5.5	9.0	2.0	4.6	3.1	3.8	5.7	6.4	3.5	4.8
	The environment	%	21.2	13.3	28.7	20.1	14.0	25.8	18.4	23.9	25.7	19.2	19.8
	Housing	%	5.1	5.9	4.9	3.7	2.4	11.3	4.6	5.6	6.3	3.8	5.4
	Taxes	%	14.4	16.4	10.3	14.1	19.3	13.7	17.4	11.4	14.8	16.3	12.3
	Gender equality	%	1.6	0.9	3.0	0.4	2.1	1.4	1.5	1.7	1.5	1.4	1.8
	Indigenous issues	%	3.1	2.2	2.0	5.0	1.4	4.4	2.3	3.9	3.2	2.2	4.0
	Unsure	%	1.0	2.9	0.3	0.8	1.2	0.7	1.1	0.8	0.0	1.6	1.1

Nanos conducted an RDD dual frame (land- and cell- lines) hybrid telephone and online random survey of 1,000 Canadians, 18 years of age or older, between October 27<sup>th</sup> and November 1<sup>st</sup>, 2018. The margin of error for a random survey of 1,000 Canadians is  $\pm 3.1$  percentage points, 19 times out of 20.

[www.nanos.co](http://www.nanos.co)



## 2018-1266 – Engineers without Borders – Survey – STAT SHEET

			Region						Gender		Age		
			Canada 2018-10	Atlantic	Quebec	Ontario	Prairies	British Columbia	Male	Female	18 to 34	35 to 54	55 plus
Question - [Rank 2] Please rank the following possible issues in terms of importance to you for the upcoming federal election where 1 is the most important issue and 2 the second most important issue and so on. [RANDOMIZE]	Total	Unwgt N	986	96	250	294	198	148	522	464	202	446	338
		Wgt N	986	96	250	293	198	148	485	501	268	335	382
	The economy	%	23.7	31.2	23.4	22.2	23.1	22.7	25.8	21.6	21.2	25.2	24.1
	Healthcare	%	22.6	31.5	24.0	24.1	16.6	19.7	20.4	24.8	21.9	18.9	26.4
	Ending global poverty	%	3.9	0.0	5.0	3.8	5.2	3.2	3.7	4.1	3.3	4.4	3.9
	The environment	%	15.3	13.8	19.3	14.3	12.5	15.0	12.2	18.3	14.0	13.8	17.4
	Housing	%	6.9	3.9	5.0	8.4	3.7	13.1	5.8	7.9	9.4	7.9	4.2
	Taxes	%	19.2	10.6	15.1	17.6	33.6	15.4	24.4	14.1	22.9	20.6	15.4
	Gender equality	%	3.3	5.8	3.5	4.5	0.3	2.9	2.8	3.8	3.3	3.7	2.9
	Indigenous issues	%	5.0	2.1	4.6	4.8	5.0	8.0	4.6	5.4	4.1	5.2	5.4
	Unsure	%	0.2	1.0	0.0	0.3	0.0	0.0	0.4	0.0	0.0	0.2	0.2

Nanos conducted an RDD dual frame (land- and cell- lines) hybrid telephone and online random survey of 1,000 Canadians, 18 years of age or older, between October 27<sup>th</sup> and November 1<sup>st</sup>, 2018. The margin of error for a random survey of 1,000 Canadians is  $\pm 3.1$  percentage points, 19 times out of 20.

[www.nanos.co](http://www.nanos.co)



## 2018-1266 – Engineers without Borders – Survey – STAT SHEET

			Region						Gender		Age		
			Canada 2018-10	Atlantic	Quebec	Ontario	Prairies	British Columbia	Male	Female	18 to 34	35 to 54	55 plus
Question - [Rank 3] Please rank the following possible issues in terms of importance to you for the upcoming federal election where 1 is the most important issue and 2 the second most important issue and so on. [RANDOMIZE]	Total	Unwgt N	923	93	233	273	184	140	487	436	185	419	319
		Wgt N	923	93	234	272	184	140	452	472	246	315	362
	The economy	%	16.6	16.7	16.3	16.3	16.5	17.7	16.5	16.7	19.9	13.6	16.8
	Healthcare	%	29.2	28.3	25.0	30.1	38.0	23.7	34.1	24.6	27.1	33.1	27.3
	Ending global poverty	%	5.0	1.4	11.1	3.0	4.2	2.1	5.2	4.8	6.2	2.7	6.2
	The environment	%	11.4	14.7	12.3	9.5	10.7	12.1	11.6	11.1	10.1	10.6	12.9
	Housing	%	12.6	8.2	10.0	13.3	9.4	22.3	12.4	12.7	10.4	13.6	13.1
	Taxes	%	13.3	19.1	12.4	15.1	11.8	9.1	12.2	14.3	14.1	14.2	11.9
	Gender equality	%	4.0	6.1	4.2	4.1	2.2	4.2	2.1	5.8	4.0	5.4	2.7
	Indigenous issues	%	7.5	5.4	8.7	8.2	6.3	7.1	5.5	9.5	6.9	6.2	9.1
	Unsure	%	0.5	0.0	0.0	0.3	0.8	1.6	0.5	0.5	1.3	0.5	0.0

Nanos conducted an RDD dual frame (land- and cell- lines) hybrid telephone and online random survey of 1,000 Canadians, 18 years of age or older, between October 27<sup>th</sup> and November 1<sup>st</sup>, 2018. The margin of error for a random survey of 1,000 Canadians is  $\pm 3.1$  percentage points, 19 times out of 20.

[www.nanos.co](http://www.nanos.co)



## 2018-1266 – Engineers without Borders – Survey – STAT SHEET

			Region						Gender		Age		
			Canada 2018-10	Atlantic	Quebec	Ontario	Prairies	British Columbia	Male	Female	18 to 34	35 to 54	55 plus
Question - [Rank 4] Please rank the following possible issues in terms of importance to you for the upcoming federal election where 1 is the most important issue and 2 the second most important issue and so on. [RANDOMIZE]	Total	Unwgt N	879	91	218	258	177	135	463	416	178	398	303
		Wgt N	880	91	220	257	176	136	431	450	237	300	344
	The economy	%	11.2	9.9	12.2	12.4	9.3	11.0	9.8	12.7	9.8	11.2	12.3
	Healthcare	%	14.0	9.4	12.8	11.0	16.4	21.2	15.6	12.4	22.0	13.3	9.0
	Ending global poverty	%	6.2	8.5	9.7	5.4	4.3	2.9	5.6	6.7	4.1	6.9	7.0
	The environment	%	19.7	22.9	15.5	21.8	20.7	18.9	22.3	17.2	21.3	21.9	16.6
	Housing	%	19.4	14.6	19.7	20.1	24.0	15.2	20.1	18.8	15.3	20.0	21.9
	Taxes	%	13.0	20.2	15.8	11.3	9.6	11.3	14.0	12.0	11.0	12.1	15.2
	Gender equality	%	7.6	7.1	5.7	7.5	9.0	9.2	4.3	10.7	10.7	6.9	6.0
	Indigenous issues	%	8.0	7.5	8.0	9.0	5.0	10.2	7.5	8.5	4.6	7.3	10.9
	Unsure	%	0.9	0.0	0.6	1.3	1.7	0.0	0.8	0.9	1.2	0.5	1.0

Nanos conducted an RDD dual frame (land- and cell- lines) hybrid telephone and online random survey of 1,000 Canadians, 18 years of age or older, between October 27<sup>th</sup> and November 1<sup>st</sup>, 2018. The margin of error for a random survey of 1,000 Canadians is  $\pm 3.1$  percentage points, 19 times out of 20.

[www.nanos.co](http://www.nanos.co)



## 2018-1266 – Engineers without Borders – Survey – STAT SHEET

			Region						Gender		Age		
			Canada 2018-10	Atlantic	Quebec	Ontario	Prairies	British Columbia	Male	Female	18 to 34	35 to 54	55 plus
Question - [Rank 5] Please rank the following possible issues in terms of importance to you for the upcoming federal election where 1 is the most important issue and 2 the second most important issue and so on. [RANDOMIZE]	Total	Unwgt N	817	86	205	237	164	125	424	393	166	370	281
		Wgt N	820	86	208	236	164	126	393	427	221	278	320
	The economy	%	6.2	8.3	7.5	7.1	1.5	6.9	6.5	5.9	6.3	6.6	5.7
	Healthcare	%	8.0	3.4	8.7	9.3	5.6	10.6	6.8	9.1	6.5	7.3	9.7
	Ending global poverty	%	8.2	5.9	9.6	10.5	6.0	6.1	5.3	10.9	11.1	6.5	7.7
	The environment	%	15.0	20.0	11.2	12.6	17.3	19.1	15.9	14.2	11.3	20.5	12.7
	Housing	%	23.9	25.0	22.3	23.9	28.4	19.5	27.3	20.7	28.0	23.6	21.2
	Taxes	%	10.0	8.9	12.0	10.6	8.1	8.5	10.9	9.1	8.0	7.9	13.1
	Gender equality	%	11.8	14.7	14.9	8.9	11.4	10.6	11.3	12.2	10.3	11.9	12.7
	Indigenous issues	%	15.8	12.7	13.1	16.6	19.0	16.5	13.5	17.9	17.3	14.4	16.0
	Unsure	%	1.2	1.1	0.6	0.3	2.7	2.1	2.6	0.0	1.3	1.3	1.1

Nanos conducted an RDD dual frame (land- and cell- lines) hybrid telephone and online random survey of 1,000 Canadians, 18 years of age or older, between October 27<sup>th</sup> and November 1<sup>st</sup>, 2018. The margin of error for a random survey of 1,000 Canadians is  $\pm 3.1$  percentage points, 19 times out of 20.

[www.nanos.co](http://www.nanos.co)





## 2018-1266 – Engineers without Borders – Survey – STAT SHEET

			Region						Gender		Age		
			Canada 2018-10	Atlantic	Quebec	Ontario	Prairies	British Columbia	Male	Female	18 to 34	35 to 54	55 plus
Question - [Rank 6] Please rank the following possible issues in terms of importance to you for the upcoming federal election where 1 is the most important issue and 2 the second most important issue and so on. [RANDOMIZE]	Total	Unwgt N	766	84	200	220	149	113	402	364	158	346	262
		Wgt N	770	84	203	219	150	114	372	398	210	260	300
	The economy	%	5.5	3.4	8.5	3.9	2.6	8.8	4.2	6.7	5.8	6.6	4.5
	Healthcare	%	4.8	0.0	5.3	4.2	8.0	4.6	4.2	5.4	7.1	4.0	3.9
	Ending global poverty	%	16.9	17.9	20.2	15.2	17.8	12.4	14.3	19.3	17.4	16.0	17.4
	The environment	%	8.5	7.9	8.9	9.9	6.6	7.7	9.3	7.7	4.8	5.6	13.5
	Housing	%	12.9	18.6	11.0	11.8	15.5	10.8	13.3	12.6	13.1	15.4	10.7
	Taxes	%	7.9	8.7	5.1	10.4	5.6	10.6	7.4	8.4	6.7	8.0	8.8
	Gender equality	%	20.7	23.3	19.5	22.0	19.5	19.8	20.0	21.3	22.9	17.9	21.5
	Indigenous issues	%	21.9	18.6	20.5	21.7	23.7	24.8	26.5	17.6	21.7	26.0	18.5
	Unsure	%	0.9	1.5	1.0	0.8	0.7	0.6	0.7	1.0	0.6	0.6	1.3

Nanos conducted an RDD dual frame (land- and cell- lines) hybrid telephone and online random survey of 1,000 Canadians, 18 years of age or older, between October 27<sup>th</sup> and November 1<sup>st</sup>, 2018. The margin of error for a random survey of 1,000 Canadians is  $\pm 3.1$  percentage points, 19 times out of 20.

[www.nanos.co](http://www.nanos.co)



## 2018-1266 – Engineers without Borders – Survey – STAT SHEET

			Region						Gender		Age		
			Canada 2018-10	Atlantic	Quebec	Ontario	Prairies	British Columbia	Male	Female	18 to 34	35 to 54	55 plus
Question - [Rank 7] Please rank the following possible issues in terms of importance to you for the upcoming federal election where 1 is the most important issue and 2 the second most important issue and so on. [RANDOMIZE]	Total	Unwgt N	732	80	189	213	142	108	383	349	152	330	250
		Wgt N	736	80	192	212	143	110	354	382	203	248	286
	The economy	%	6.3	3.3	11.5	4.1	3.4	7.4	2.8	9.6	7.7	5.7	5.8
	Healthcare	%	2.6	2.4	2.2	2.5	2.9	3.0	2.8	2.3	3.4	2.1	2.4
	Ending global poverty	%	19.8	20.9	15.1	23.1	19.7	20.9	19.0	20.5	19.3	19.0	20.9
	The environment	%	5.2	1.9	4.8	6.1	9.7	0.9	6.1	4.4	7.7	4.6	4.0
	Housing	%	12.6	14.9	15.1	13.4	11.9	5.9	12.4	12.8	11.4	9.1	16.5
	Taxes	%	8.8	7.4	9.5	5.4	8.4	15.9	7.2	10.3	7.8	10.5	8.1
	Gender equality	%	24.0	27.1	22.2	24.5	22.0	26.9	28.3	20.1	22.5	25.1	24.2
	Indigenous issues	%	18.8	21.1	18.4	19.7	18.9	16.2	18.6	19.0	19.5	20.6	16.8
	Unsure	%	1.8	0.9	1.2	1.2	3.1	2.8	2.6	1.0	0.7	3.3	1.3

Nanos conducted an RDD dual frame (land- and cell- lines) hybrid telephone and online random survey of 1,000 Canadians, 18 years of age or older, between October 27<sup>th</sup> and November 1<sup>st</sup>, 2018. The margin of error for a random survey of 1,000 Canadians is  $\pm 3.1$  percentage points, 19 times out of 20.

[www.nanos.co](http://www.nanos.co)



## 2018-1266 – Engineers without Borders – Survey – STAT SHEET

			Region						Gender		Age		
			Canada 2018-10	Atlantic	Quebec	Ontario	Prairies	British Columbia	Male	Female	18 to 34	35 to 54	55 plus
Question - [Rank 8] Please rank the following possible issues in terms of importance to you for the upcoming federal election where 1 is the most important issue and 2 the second most important issue and so on. [RANDOMIZE]	Total	Unwgt N	716	79	182	210	141	104	374	342	148	323	245
		Wgt N	719	79	183	209	142	106	346	373	198	243	278
	The economy	%	2.3	0.0	2.0	2.9	1.7	4.2	1.0	3.5	1.5	2.3	2.9
	Healthcare	%	0.8	0.0	1.1	0.0	1.7	1.5	0.4	1.2	2.3	0.6	0.0
	Ending global poverty	%	31.1	32.5	19.8	36.0	30.3	41.3	37.1	25.6	29.1	35.5	28.8
	The environment	%	3.0	3.6	0.0	4.4	7.0	0.0	3.9	2.3	3.4	2.5	3.3
	Housing	%	5.3	8.5	8.5	2.6	5.7	2.2	3.2	7.2	5.6	4.5	5.8
	Taxes	%	16.7	11.8	21.8	18.7	8.2	18.7	9.7	23.2	17.2	14.2	18.4
	Gender equality	%	20.6	9.3	23.4	21.4	24.1	18.3	23.0	18.5	19.2	22.2	20.3
	Indigenous issues	%	16.4	27.7	22.2	10.2	16.2	10.5	17.3	15.6	18.3	14.4	16.8
	Unsure	%	3.6	6.5	1.3	3.8	5.1	3.2	4.3	3.0	3.4	3.8	3.7

Nanos conducted an RDD dual frame (land- and cell- lines) hybrid telephone and online random survey of 1,000 Canadians, 18 years of age or older, between October 27<sup>th</sup> and November 1<sup>st</sup>, 2018. The margin of error for a random survey of 1,000 Canadians is  $\pm 3.1$  percentage points, 19 times out of 20.

[www.nanos.co](http://www.nanos.co)



## 2018-1266 – Engineers without Borders – Survey – STAT SHEET

			Region						Gender		Age		
			Canada 2018-10	Atlantic	Quebec	Ontario	Prairies	British Columbia	Male	Female	18 to 34	35 to 54	55 plus
Question - [Rank 9] Please rank the following possible issues in terms of importance to you for the upcoming federal election where 1 is the most important issue and 2 the second most important issue and so on. [RANDOMIZE]	Total	Unwgt N	332	40	82	88	74	48	184	148	59	159	114
		Wgt N	326	39	79	86	73	50	169	157	79	119	127
	The economy	%	0.3	2.5	0.0	0.0	0.0	0.0	0.6	0.0	0.0	0.0	0.7
	Healthcare	%	0.2	0.0	0.8	0.0	0.0	0.0	0.4	0.0	0.0	0.6	0.0
	Ending global poverty	%	7.6	7.7	0.0	7.7	10.9	14.8	9.5	5.7	9.3	8.4	5.9
	The environment	%	0.9	0.0	1.6	0.0	2.1	0.0	1.6	0.0	1.6	1.3	0.0
	Taxes	%	0.8	0.0	0.8	2.4	0.0	0.0	0.4	1.3	0.0	1.3	0.9
	Gender equality	%	8.0	11.5	6.3	6.8	10.7	6.2	8.4	7.5	8.6	7.8	7.8
	Indigenous issues	%	3.6	1.9	3.0	3.9	5.1	3.4	5.3	1.8	1.2	5.0	3.9
	Unsure	%	78.5	76.5	87.4	79.2	71.3	75.6	73.8	83.7	79.2	75.7	80.8

Nanos conducted an RDD dual frame (land- and cell- lines) hybrid telephone and online random survey of 1,000 Canadians, 18 years of age or older, between October 27<sup>th</sup> and November 1<sup>st</sup>, 2018. The margin of error for a random survey of 1,000 Canadians is  $\pm 3.1$  percentage points, 19 times out of 20.

[www.nanos.co](http://www.nanos.co)



## 2018-1266 – Engineers without Borders – Survey – STAT SHEET

			Region						Gender		Age		
			Canada 2018-10	Atlantic	Quebec	Ontario	Prairies	British Columbia	Male	Female	18 to 34	35 to 54	55 plus
Question - International development refers to global efforts to end poverty, and provide healthcare, education and employment around the world. In the next federal election, will a party's stand on international aid and development be important, somewhat important, somewhat unimportant or unimportant for how you will cast your vote?	Total	Unwgt N	1000	100	250	300	200	150	528	472	204	452	344
		Wgt N	1000	100	250	300	200	150	491	509	271	340	389
	Important	%	16.2	16.4	15.8	17.7	13.5	17.4	12.3	19.9	16.7	14.1	17.6
	Somewhat important	%	38.8	40.1	36.9	41.2	37.0	38.6	33.3	44.1	36.1	38.4	41.0
	Somewhat unimportant	%	23.2	23.7	26.0	21.0	21.2	25.1	26.1	20.4	22.1	24.7	22.5
	Unimportant	%	19.0	15.1	16.2	18.5	26.3	17.8	26.4	12.0	20.8	21.3	15.9
	Unsure	%	2.8	4.8	5.0	1.7	2.1	1.1	2.0	3.6	4.4	1.4	2.9

Nanos conducted an RDD dual frame (land- and cell- lines) hybrid telephone and online random survey of 1,000 Canadians, 18 years of age or older, between October 27<sup>th</sup> and November 1<sup>st</sup>, 2018. The margin of error for a random survey of 1,000 Canadians is  $\pm 3.1$  percentage points, 19 times out of 20.

[www.nanos.co](http://www.nanos.co)



## 2018-1266 – Engineers without Borders – Survey – STAT SHEET

			Region						Gender		Age		
			Canada 2018-10	Atlantic	Quebec	Ontario	Prairies	British Columbia	Male	Female	18 to 34	35 to 54	55 plus
Question - Do you think Canada spends too much, about the right amount or not enough on international development?	Total	Unwgt N	1000	100	250	300	200	150	528	472	204	452	344
		Wgt N	1000	100	250	300	200	150	491	509	271	340	389
	Canada spends too much	%	29.5	36.0	21.8	25.4	42.8	28.4	37.0	22.3	27.9	34.3	26.5
	Canada spends the right amount	%	40.0	35.6	40.6	41.1	33.5	48.5	39.1	40.9	38.9	37.6	42.9
	Canada does not spend enough	%	14.3	10.4	21.2	16.0	8.9	9.1	11.9	16.6	12.5	11.8	17.7
	Unsure	%	16.2	18.0	16.3	17.6	14.8	14.0	12.0	20.2	20.7	16.3	13.0

Nanos conducted an RDD dual frame (land- and cell- lines) hybrid telephone and online random survey of 1,000 Canadians, 18 years of age or older, between October 27<sup>th</sup> and November 1<sup>st</sup>, 2018. The margin of error for a random survey of 1,000 Canadians is  $\pm 3.1$  percentage points, 19 times out of 20.

[www.nanos.co](http://www.nanos.co)



## 2018-1266 – Engineers without Borders – Survey – STAT SHEET

			Region						Gender		Age		
			Canada 2018-10	Atlantic	Quebec	Ontario	Prairies	British Columbia	Male	Female	18 to 34	35 to 54	55 plus
Question - Considering Canada's role in the world, do you support, somewhat support, somewhat oppose or oppose increasing spending on international development in Canada's next federal budget?	Total	Unwgt N	1000	100	250	300	200	150	528	472	204	452	344
		Wgt N	1000	100	250	300	200	150	491	509	271	340	389
	Support	%	11.8	8.8	12.1	13.9	10.1	11.1	10.9	12.6	10.0	10.3	14.3
	Somewhat support	%	28.6	28.2	35.5	30.4	19.3	26.4	23.8	33.3	30.3	22.8	32.6
	Somewhat oppose	%	25.4	31.0	27.4	18.8	28.3	28.0	26.1	24.8	28.8	26.1	22.5
	Oppose	%	23.7	22.5	16.0	25.0	33.1	22.1	31.0	16.6	20.7	28.6	21.4
	Unsure	%	10.5	9.5	9.1	11.8	9.3	12.5	8.3	12.6	10.2	12.1	9.2

Nanos conducted an RDD dual frame (land- and cell- lines) hybrid telephone and online random survey of 1,000 Canadians, 18 years of age or older, between October 27<sup>th</sup> and November 1<sup>st</sup>, 2018. The margin of error for a random survey of 1,000 Canadians is  $\pm 3.1$  percentage points, 19 times out of 20.

[www.nanos.co](http://www.nanos.co)



## 2018-1266 – Engineers without Borders – Survey – STAT SHEET

Question - Considering Canada's role in the world, do you support, somewhat support, somewhat oppose or oppose increasing spending on international development in Canada's next federal budget?

			Support	Somewhat support	Somewhat oppose	Oppose	Unsure	Total
Question - Why do you have that opinion? [OPEN]	There are more important issues at home	Count	0	27	166	176	9	378
			0.0%	9.4%	65.1%	74.6%	8.7%	37.9%
	International aid is used ineffectively	Count	0	7	25	30	3	65
			0.0%	2.4%	9.8%	12.7%	2.9%	6.5%
	Helps ease migration issues	Count	4	22	0	0	0	26
			3.4%	7.7%	0.0%	0.0%	0.0%	2.6%
	Positive effects for world economy and stability, which in turn is good for Canada	Count	30	45	0	0	4	79
			25.6%	15.7%	0.0%	0.0%	3.8%	7.9%
	Canada has the resources to help	Count	40	46	1	0	1	88
			34.2%	16.1%	0.4%	0.0%	1.0%	8.8%
	When other countries are rolling back international aid Canada should step in to have a good reputation	Count	11	28	3	0	1	43
			9.4%	9.8%	1.2%	0.0%	1.0%	4.3%
	Solidarity, it is the right thing to do	Count	20	44	1	0	1	66
			17.1%	15.4%	0.4%	0.0%	1.0%	6.6%
	We already do enough	Count	0	5	17	1	0	23
			0.0%	1.7%	6.7%	0.4%	0.0%	2.3%
	Our deficit is too high, Canadians pay too much tax	Count	0	1	11	15	0	27
			0.0%	0.3%	4.3%	6.4%	0.0%	2.7%
	Do not have enough information about international development spending	Count	0	2	4	1	54	61
			0.0%	0.7%	1.6%	0.4%	51.9%	6.1%

Nanos conducted an RDD dual frame (land- and cell- lines) hybrid telephone and online random survey of 1,000 Canadians, 18 years of age or older, between October 27<sup>th</sup> and November 1<sup>st</sup>, 2018. The margin of error for a random survey of 1,000 Canadians is  $\pm 3.1$  percentage points, 19 times out of 20.

[www.nanos.co](http://www.nanos.co)





## 2018-1266 – Engineers without Borders – Survey – STAT SHEET

Question - Considering Canada's role in the world, do you support, somewhat support, somewhat oppose or oppose increasing spending on international development in Canada's next federal budget?

		Support	Somewhat support	Somewhat oppose	Oppose	Unsure	Total
Canada has not met its international commitments, spends less than in the past	Count	6	7	0	0	0	13
		5.1%	2.4%	0.0%	0.0%	0.0%	1.3%
Other	Count	0	8	2	3	3	16
		0.0%	2.8%	0.8%	1.3%	2.9%	1.6%
Unsure	Count	6	44	25	10	28	113
		5.1%	15.4%	9.8%	4.2%	26.9%	11.3%
Total	Count	117	286	255	236	104	998
		100.0%	100.0%	100.0%	100.0%	100.0%	100.0%

Nanos conducted an RDD dual frame (land- and cell- lines) hybrid telephone and online random survey of 1,000 Canadians, 18 years of age or older, between October 27<sup>th</sup> and November 1<sup>st</sup>, 2018. The margin of error for a random survey of 1,000 Canadians is  $\pm 3.1$  percentage points, 19 times out of 20.

[www.nanos.co](http://www.nanos.co)



## 2018-1266 – Engineers without Borders – Survey – STAT SHEET

			Region						Gender		Age		
			Canada 2018-10	Atlantic	Quebec	Ontario	Prairies	British Columbia	Male	Female	18 to 34	35 to 54	55 plus
Question - Do you regularly, occasionally or never directly support those who need help in other countries by sponsoring a child or by making a monthly donation to aid organizations that work in countries in need?	Total	Unwgt N	1000	100	250	300	200	150	528	472	204	452	344
		Wgt N	1000	100	250	300	200	150	491	509	271	340	389
	Regularly	%	20.6	19.9	15.8	20.4	27.0	21.3	16.7	24.5	14.4	18.2	27.1
	Occasionally	%	32.9	27.6	31.3	34.5	31.2	38.1	32.8	33.0	34.1	34.1	31.0
	Never	%	46.5	52.4	53.0	45.1	41.8	40.6	50.5	42.5	51.5	47.7	41.9

Nanos conducted an RDD dual frame (land- and cell- lines) hybrid telephone and online random survey of 1,000 Canadians, 18 years of age or older, between October 27<sup>th</sup> and November 1<sup>st</sup>, 2018. The margin of error for a random survey of 1,000 Canadians is  $\pm 3.1$  percentage points, 19 times out of 20.

[www.nanos.co](http://www.nanos.co)



## 2018-1266 – Engineers without Borders – Survey – STAT SHEET

Are the following statements appealing, somewhat appealing, somewhat not appealing or not appealing to you in terms of reasons for Canada to spend money on international development? [RANDOMIZE]

			Region						Gender		Age		
			Canada 2018-10	Atlantic	Quebec	Ontario	Prairies	British Columbia	Male	Female	18 to 34	35 to 54	55 plus
Question - Because Canada spends well below the global standard on international development, we need to increase spending on international development	Total	Unwgt N	1000	100	250	300	200	150	528	472	204	452	344
		Wgt N	1000	100	250	300	200	150	491	509	271	340	389
	Appealing	%	18.1	11.4	24.5	21.6	9.8	15.8	15.1	21.0	13.0	15.0	24.3
	Somewhat appealing	%	24.8	28.2	27.6	24.4	17.6	28.1	23.5	25.9	24.4	20.7	28.5
	Somewhat not appealing	%	19.3	19.6	18.9	19.2	21.4	17.1	20.7	17.9	19.4	22.8	16.2
	Not appealing	%	31.1	31.5	26.2	27.0	42.8	31.6	36.3	26.1	36.2	34.4	24.7
	Unsure	%	6.8	9.3	2.8	7.8	8.4	7.4	4.3	9.1	7.0	7.1	6.3

Nanos conducted an RDD dual frame (land- and cell- lines) hybrid telephone and online random survey of 1,000 Canadians, 18 years of age or older, between October 27<sup>th</sup> and November 1<sup>st</sup>, 2018. The margin of error for a random survey of 1,000 Canadians is  $\pm 3.1$  percentage points, 19 times out of 20.

[www.nanos.co](http://www.nanos.co)



## 2018-1266 – Engineers without Borders – Survey – STAT SHEET

Are the following statements appealing, somewhat appealing, somewhat not appealing or not appealing to you in terms of reasons for Canada to spend money on international development? [RANDOMIZE]

			Region						Gender		Age		
			Canada 2018-10	Atlantic	Quebec	Ontario	Prairies	British Columbia	Male	Female	18 to 34	35 to 54	55 plus
Question - People living in developed countries like Canada have an obligation to help those less fortunate around the world	Total	Unwgt N	1000	100	250	300	200	150	528	472	204	452	344
		Wgt N	1000	100	250	300	200	150	491	509	271	340	389
	Appealing	%	32.3	28.6	35.6	31.8	28.7	34.9	25.7	38.7	25.2	28.2	40.8
	Somewhat appealing	%	34.5	32.7	35.3	35.4	32.4	35.1	34.6	34.3	34.5	38.5	30.9
	Somewhat not appealing	%	13.6	21.6	12.7	14.7	10.6	11.5	14.6	12.6	19.1	11.6	11.4
	Not appealing	%	17.3	15.0	13.3	15.7	26.2	16.8	23.2	11.6	19.7	18.4	14.6
	Unsure	%	2.4	2.1	3.1	2.4	2.1	1.8	1.9	2.8	1.4	3.2	2.3

Nanos conducted an RDD dual frame (land- and cell- lines) hybrid telephone and online random survey of 1,000 Canadians, 18 years of age or older, between October 27<sup>th</sup> and November 1<sup>st</sup>, 2018. The margin of error for a random survey of 1,000 Canadians is  $\pm 3.1$  percentage points, 19 times out of 20.

[www.nanos.co](http://www.nanos.co)



## 2018-1266 – Engineers without Borders – Survey – STAT SHEET

Are the following statements appealing, somewhat appealing, somewhat not appealing or not appealing to you in terms of reasons for Canada to spend money on international development? [RANDOMIZE]

			Region						Gender		Age		
			Canada 2018-10	Atlantic	Quebec	Ontario	Prairies	British Columbia	Male	Female	18 to 34	35 to 54	55 plus
Question - International development aid can make a major difference in the lives of people in less developed countries	Total	Unwgt N	1000	100	250	300	200	150	528	472	204	452	344
		Wgt N	1000	100	250	300	200	150	491	509	271	340	389
	Appealing	%	37.3	33.4	35.8	41.9	31.6	40.5	31.0	43.3	30.9	35.3	43.4
	Somewhat appealing	%	39.2	39.9	43.8	34.2	40.3	39.3	40.7	37.8	43.1	39.3	36.4
	Somewhat not appealing	%	9.7	15.0	7.5	10.0	12.0	6.5	11.8	7.7	11.0	10.0	8.7
	Not appealing	%	9.9	8.3	9.7	8.9	12.1	10.2	13.9	6.0	11.2	10.7	8.2
	Unsure	%	3.9	3.4	3.1	5.0	4.0	3.5	2.6	5.2	3.9	4.7	3.3

Nanos conducted an RDD dual frame (land- and cell- lines) hybrid telephone and online random survey of 1,000 Canadians, 18 years of age or older, between October 27<sup>th</sup> and November 1<sup>st</sup>, 2018. The margin of error for a random survey of 1,000 Canadians is  $\pm 3.1$  percentage points, 19 times out of 20.

[www.nanos.co](http://www.nanos.co)



## 2018-1266 – Engineers without Borders – Survey – STAT SHEET

Are the following statements appealing, somewhat appealing, somewhat not appealing or not appealing to you in terms of reasons for Canada to spend money on international development? [RANDOMIZE]

			Region						Gender		Age		
			Canada 2018-10	Atlantic	Quebec	Ontario	Prairies	British Columbia	Male	Female	18 to 34	35 to 54	55 plus
Question - International development assistance reduces pressure on people in developing countries to migrate because they can make a livelihood in their home country	Total	Unwgt N	1000	100	250	300	200	150	528	472	204	452	344
		Wgt N	1000	100	250	300	200	150	491	509	271	340	389
	Appealing	%	32.0	26.9	32.0	33.4	30.7	34.3	29.6	34.3	25.2	28.1	40.2
	Somewhat appealing	%	37.5	39.9	37.8	36.2	40.5	33.8	38.4	36.7	40.7	37.9	34.9
	Somewhat not appealing	%	12.2	15.1	11.2	16.6	7.5	9.6	12.7	11.8	13.2	13.3	10.6
	Not appealing	%	12.9	12.2	14.3	8.7	15.8	15.6	15.0	10.8	15.1	14.5	9.9
	Unsure	%	5.4	5.9	4.7	5.1	5.5	6.7	4.3	6.5	5.8	6.2	4.5

Nanos conducted an RDD dual frame (land- and cell- lines) hybrid telephone and online random survey of 1,000 Canadians, 18 years of age or older, between October 27<sup>th</sup> and November 1<sup>st</sup>, 2018. The margin of error for a random survey of 1,000 Canadians is  $\pm 3.1$  percentage points, 19 times out of 20.

[www.nanos.co](http://www.nanos.co)



## 2018-1266 – Engineers without Borders – Survey – STAT SHEET

Are the following statements appealing, somewhat appealing, somewhat not appealing or not appealing to you in terms of reasons for Canada to spend money on international development? [RANDOMIZE]

			Region						Gender		Age		
			Canada 2018-10	Atlantic	Quebec	Ontario	Prairies	British Columbia	Male	Female	18 to 34	35 to 54	55 plus
Question - International development assistance can help build trading relationships between Canada and developing countries	Total	Unwgt N	1000	100	250	300	200	150	528	472	204	452	344
		Wgt N	1000	100	250	300	200	150	491	509	271	340	389
	Appealing	%	22.4	19.5	18.9	27.2	22.4	20.3	20.9	23.8	23.7	16.9	26.2
	Somewhat appealing	%	42.6	47.1	48.3	38.8	42.3	37.9	42.0	43.2	43.4	45.7	39.3
	Somewhat not appealing	%	15.7	17.8	16.3	15.3	14.6	15.6	16.8	14.7	15.3	16.0	15.7
	Not appealing	%	13.4	9.4	11.1	11.4	17.2	18.7	16.4	10.5	12.3	16.0	11.8
	Unsure	%	6.0	6.1	5.4	7.3	3.6	7.5	4.0	7.9	5.3	5.4	7.0

Nanos conducted an RDD dual frame (land- and cell- lines) hybrid telephone and online random survey of 1,000 Canadians, 18 years of age or older, between October 27<sup>th</sup> and November 1<sup>st</sup>, 2018. The margin of error for a random survey of 1,000 Canadians is  $\pm 3.1$  percentage points, 19 times out of 20.

[www.nanos.co](http://www.nanos.co)



## 2018-1266 – Engineers without Borders – Survey – STAT SHEET

Are the following statements appealing, somewhat appealing, somewhat not appealing or not appealing to you in terms of reasons for Canada to spend money on international development? [RANDOMIZE]

			Region						Gender		Age		
			Canada 2018-10	Atlantic	Quebec	Ontario	Prairies	British Columbia	Male	Female	18 to 34	35 to 54	55 plus
Question - Because the current government spends less than previous governments on international development, we need to increase spending on international development	Total	Unwgt N	1000	100	250	300	200	150	528	472	204	452	344
		Wgt N	1000	100	250	300	200	150	491	509	271	340	389
	Appealing	%	15.4	7.1	22.8	20.2	8.9	7.6	13.6	17.1	11.0	13.4	20.3
	Somewhat appealing	%	20.4	24.4	21.7	20.0	14.8	24.1	19.5	21.3	16.8	16.9	26.0
	Somewhat not appealing	%	22.0	25.2	21.7	20.1	23.5	21.9	22.5	21.4	29.1	21.7	17.2
	Not appealing	%	34.5	34.8	28.1	32.5	43.9	36.5	40.5	28.7	35.4	39.4	29.6
	Unsure	%	7.7	8.5	5.6	7.3	8.9	9.9	3.9	11.4	7.8	8.5	6.9

Nanos conducted an RDD dual frame (land- and cell- lines) hybrid telephone and online random survey of 1,000 Canadians, 18 years of age or older, between October 27<sup>th</sup> and November 1<sup>st</sup>, 2018. The margin of error for a random survey of 1,000 Canadians is  $\pm 3.1$  percentage points, 19 times out of 20.

[www.nanos.co](http://www.nanos.co)





## 2018-1266 – Engineers without Borders – Survey – STAT SHEET

			Region						Gender		Age		
			Canada 2018-10	Atlantic	Quebec	Ontario	Prairies	British Columbia	Male	Female	18 to 34	35 to 54	55 plus
Question - Do you follow international news closely, somewhat closely, somewhat not closely or not closely?	Total	Unwgt N	1000	100	250	300	200	150	528	472	204	452	344
		Wgt N	1000	100	250	300	200	150	491	509	271	340	389
	Closely	%	32.5	24.4	30.4	36.6	34.2	30.9	42.5	22.9	25.6	33.8	36.2
	Somewhat closely	%	49.4	54.8	49.6	45.6	48.7	54.4	46.8	52.0	48.3	47.4	52.0
	Somewhat not closely	%	10.9	13.8	12.4	10.9	8.4	9.7	7.7	14.0	15.6	11.9	6.7
	Not closely	%	7.1	6.2	7.5	6.9	8.7	5.0	3.0	11.0	10.5	6.6	5.1
	Unsure	%	0.1	0.8	0.0	0.0	0.0	0.0	0.0	0.2	0.0	0.2	0.0

Nanos conducted an RDD dual frame (land- and cell- lines) hybrid telephone and online random survey of 1,000 Canadians, 18 years of age or older, between October 27<sup>th</sup> and November 1<sup>st</sup>, 2018. The margin of error for a random survey of 1,000 Canadians is  $\pm 3.1$  percentage points, 19 times out of 20.

[www.nanos.co](http://www.nanos.co)



## 2018-1266 – Engineers without Borders – Survey – STAT SHEET

			Region						Gender		Age		
			Canada 2018-10	Atlantic	Quebec	Ontario	Prairies	British Columbia	Male	Female	18 to 34	35 to 54	55 plus
Question - [Rank 1] Please rank the top 2 sources of information about what is happening in the world where 1 is the most important information source and 2 the second most important source?	Total	Unwgt N	1000	100	250	300	200	150	528	472	204	452	344
		Wgt N	1000	100	250	300	200	150	491	509	271	340	389
	Online magazines and news outlets	%	26.2	17.7	22.1	25.5	29.0	36.3	31.7	20.9	39.3	23.4	19.5
	Social media	%	7.1	12.1	5.1	7.9	4.3	9.3	7.1	7.1	13.7	6.3	3.3
	Traditional print media	%	14.8	10.5	14.2	22.2	10.6	9.1	16.3	13.2	8.3	16.2	18.0
	Television news	%	37.1	41.2	45.6	33.0	38.1	27.5	32.1	42.0	24.1	40.9	42.9
	Radio news	%	13.7	18.6	12.0	10.0	16.2	17.1	12.1	15.2	14.2	12.4	14.4
	Friends and family	%	1.1	0.0	1.0	1.4	1.8	0.7	0.6	1.6	0.5	0.9	1.8
			Region						Gender		Age		
			Canada 2018-10	Atlantic	Quebec	Ontario	Prairies	British Columbia	Male	Female	18 to 34	35 to 54	55 plus
Question - [Rank 2] Please rank the top 2 sources of information about what is happening in the world where 1 is the most important information source and 2 the second most important source?	Total	Unwgt N	982	99	248	294	195	146	518	464	197	448	337
		Wgt N	980	99	248	294	193	146	480	500	262	337	381
	Online magazines and news outlets	%	21.2	15.6	25.6	18.2	22.0	22.8	22.2	20.3	27.0	21.5	17.1
	Social media	%	12.6	15.3	12.1	10.9	14.0	12.9	11.1	14.0	23.4	9.7	7.6
	Traditional print media	%	18.8	26.4	15.0	19.6	18.5	18.6	20.8	16.8	7.8	17.8	27.1
	Television news	%	28.0	28.5	24.5	32.7	27.9	24.2	28.0	27.9	21.3	28.1	32.4
	Radio news	%	16.2	14.3	21.1	16.1	13.0	13.4	15.7	16.7	14.9	20.2	13.6

Nanos conducted an RDD dual frame (land- and cell- lines) hybrid telephone and online random survey of 1,000 Canadians, 18 years of age or older, between October 27<sup>th</sup> and November 1<sup>st</sup>, 2018. The margin of error for a random survey of 1,000 Canadians is  $\pm 3.1$  percentage points, 19 times out of 20.

[www.nanos.co](http://www.nanos.co)



## 2018-1266 – Engineers without Borders – Survey – STAT SHEET

Friends and family	%	3.3	0.0	1.8	2.4	4.5	8.1	2.2	4.4	5.6	2.6	2.3
--------------------	---	-----	-----	-----	-----	-----	-----	-----	-----	-----	-----	-----

			Region						Gender		Age		
			Canada 2018-10	Atlantic	Quebec	Ontario	Prairies	British Columbia	Male	Female	18 to 34	35 to 54	55 plus
Question - What is the top specific news source or platform by name that you rely on for what is happening in the world? [Open]	Total	Unwgt N	1000	100	250	300	200	150	528	472	204	452	344
		Wgt N	1000	100	250	300	200	150	491	509	271	340	389
	BBC	%	4.6	3.4	2.8	5.3	3.3	8.8	5.3	3.9	6.2	3.8	4.1
	CBC/Radio-Canada	%	28.7	38.2	34.4	22.2	26.6	28.3	25.9	31.3	27.7	27.5	30.3
	CNN	%	6.4	12.2	5.7	7.2	4.8	4.4	5.6	7.2	3.3	8.5	6.9
	CTV	%	6.8	9.4	3.4	8.1	10.7	2.6	6.0	7.6	6.0	8.0	6.3
	Social media	%	4.4	7.8	0.5	3.3	6.1	8.7	5.5	3.4	12.2	2.3	0.9
	Global	%	3.7	2.5	0.5	2.3	6.1	9.7	2.2	5.2	2.8	4.4	3.8
	National print media	%	10.3	2.8	11.8	16.8	6.6	4.6	10.4	10.1	6.9	10.4	12.5
	TV (unspecified)	%	5.8	7.1	6.5	5.1	6.9	3.8	4.8	6.8	2.1	5.6	8.7
	Radio (unspecified)	%	2.2	0.0	2.8	0.9	3.3	3.4	2.2	2.1	3.0	1.7	1.9
	Other US media	%	6.6	6.9	2.8	8.4	9.5	5.3	8.4	4.9	7.2	6.5	6.3
	International media	%	4.9	3.0	11.9	3.0	1.5	2.6	5.6	4.2	2.9	5.3	5.8
	Other Canadian media	%	1.5	0.0	5.7	0.4	0.0	0.0	1.7	1.4	2.8	1.4	0.8
	Internet	%	5.5	1.3	2.8	7.1	6.0	8.8	8.4	2.6	7.3	6.8	3.0
	Other	%	1.1	0.0	0.8	1.5	1.7	0.7	0.7	1.5	0.5	0.9	1.7
	Unsure	%	7.6	5.4	7.7	8.3	6.7	8.3	7.4	7.7	9.1	7.0	7.0

Nanos conducted an RDD dual frame (land- and cell- lines) hybrid telephone and online random survey of 1,000 Canadians, 18 years of age or older, between October 27<sup>th</sup> and November 1<sup>st</sup>, 2018. The margin of error for a random survey of 1,000 Canadians is  $\pm 3.1$  percentage points, 19 times out of 20.

[www.nanos.co](http://www.nanos.co)



## 2018-1266 – Engineers without Borders – Survey – STAT SHEET

Prior to today have you heard or not heard of the following organizations [RANDOMIZE]

			Region						Gender		Age		
			Canada 2018-10	Atlantic	Quebec	Ontario	Prairies	British Columbia	Male	Female	18 to 34	35 to 54	55 plus
Question - Engineers without Borders	Total	Unwgt N	1000	100	250	300	200	150	528	472	204	452	344
		Wgt N	1000	100	250	300	200	150	491	509	271	340	389
	Heard	%	35.9	35.3	30.2	38.4	38.9	36.9	40.6	31.4	36.3	34.8	36.6
	Not heard	%	64.1	64.7	69.8	61.6	61.1	63.1	59.4	68.6	63.7	65.2	63.4

Prior to today have you heard or not heard of the following organizations [RANDOMIZE]

			Region						Gender		Age		
			Canada 2018-10	Atlantic	Quebec	Ontario	Prairies	British Columbia	Male	Female	18 to 34	35 to 54	55 plus
Question - OXFAM	Total	Unwgt N	1000	100	250	300	200	150	528	472	204	452	344
		Wgt N	1000	100	250	300	200	150	491	509	271	340	389
	Heard	%	90.1	92.5	96.7	87.6	83.0	91.7	91.0	89.2	75.0	92.5	98.5
	Not heard	%	9.9	7.5	3.3	12.4	17.0	8.3	9.0	10.8	25.0	7.5	1.5

Nanos conducted an RDD dual frame (land- and cell- lines) hybrid telephone and online random survey of 1,000 Canadians, 18 years of age or older, between October 27<sup>th</sup> and November 1<sup>st</sup>, 2018. The margin of error for a random survey of 1,000 Canadians is  $\pm 3.1$  percentage points, 19 times out of 20.

[www.nanos.co](http://www.nanos.co)



## 2018-1266 – Engineers without Borders – Survey – STAT SHEET

Prior to today have you heard or not heard of the following organizations [RANDOMIZE]

		Region							Gender		Age		
		Canada 2018-10	Atlantic	Quebec	Ontario	Prairies	British Columbia	Male	Female	18 to 34	35 to 54	55 plus	
Question - Plan Canada	Total	Unwgt N	1000	100	250	300	200	150	528	472	204	452	344
		Wgt N	1000	100	250	300	200	150	491	509	271	340	389
	Heard	%	26.3	31.3	16.1	31.4	33.9	19.8	22.7	29.8	27.5	31.4	21.0
	Not heard	%	73.7	68.7	83.9	68.6	66.1	80.2	77.3	70.2	72.5	68.6	79.0

Nanos conducted an RDD dual frame (land- and cell- lines) hybrid telephone and online random survey of 1,000 Canadians, 18 years of age or older, between October 27<sup>th</sup> and November 1<sup>st</sup>, 2018. The margin of error for a random survey of 1,000 Canadians is  $\pm 3.1$  percentage points, 19 times out of 20.

[www.nanos.co](http://www.nanos.co)



## 2018-1266 – Engineers without Borders – Crosstabs – Survey – STAT SHEET

Question - Do you regularly, occasionally or never directly support those who need help in other countries by sponsoring a child or by making a monthly donation to aid organizations that work in countries in need?

Question - Do you follow international news closely, somewhat closely, somewhat not closely or not closely?

			Canada 2018-10	Regularly	Occasionally	Never	Closely	Somewhat closely	Somewhat not closely	Not closely	Unsure
Question - [Rank 1] Please rank the following possible issues in terms of importance to you for the upcoming federal election where 1 is the most important issue and 2 the second most important issue and so on. [RANDOMIZE]	Total	Unwgt N	1000	201	330	469	335	488	109	67	1
		Wgt N	1000	206	329	465	325	494	109	71	1
	The economy	%	29.9	31.4	29.7	29.3	30.9	31.3	22.6	26.8	0.0
	Healthcare	%	19.0	14.2	17.4	22.3	14.2	20.1	19.3	33.6	0.0
	Ending global poverty	%	4.8	5.0	6.2	3.7	4.9	3.9	8.6	3.8	0.0
	The environment	%	21.2	24.5	23.1	18.4	21.3	22.0	22.0	13.9	0.0
	Housing	%	5.1	5.8	5.5	4.5	4.5	5.1	6.6	5.3	0.0
	Taxes	%	14.4	13.3	12.1	16.5	17.3	13.0	14.5	10.7	0.0
	Gender equality	%	1.6	0.5	2.3	1.6	1.8	1.3	1.8	1.8	0.0
	Indigenous issues	%	3.1	4.8	3.5	2.2	4.0	2.3	4.6	2.9	0.0
	Unsure	%	1.0	0.4	0.5	1.5	1.0	1.0	0.0	1.0	100.0

Nanos conducted an RDD dual frame (land- and cell- lines) hybrid telephone and online random survey of 1,000 Canadians, 18 years of age or older, between October 27<sup>th</sup> and November 1<sup>st</sup>, 2018. The margin of error for a random survey of 1,000 Canadians is  $\pm 3.1$  percentage points, 19 times out of 20.

[www.nanos.co](http://www.nanos.co)



## 2018-1266 – Engineers without Borders – Crosstabs – Survey – STAT SHEET

			Question - Do you regularly, occasionally or never directly support those who need help in other countries by sponsoring a child or by making a monthly donation to aid organizations that work in countries in need?				Question - Do you follow international news closely, somewhat closely, somewhat not closely or not closely?				
			Canada 2018-10	Regularly	Occasionally	Never	Closely	Somewhat closely	Somewhat not closely	Not closely	Unsure
Question - [Rank 2] Please rank the following possible issues in terms of importance to you for the upcoming federal election where 1 is the most important issue and 2 the second most important issue and so on. [RANDOMIZE]	Total	Unwgt N	986	199	324	463	334	479	109	64	0
		Wgt N	986	205	323	459	324	485	109	68	0
	The economy	%	23.7	27.2	19.9	24.7	24.8	24.1	21.1	18.8	0.0
	Healthcare	%	22.6	24.4	19.8	23.9	22.4	20.8	28.6	27.3	0.0
	Ending global poverty	%	3.9	5.1	6.5	1.6	3.2	4.1	6.2	2.5	0.0
	The environment	%	15.3	15.4	16.8	14.1	13.7	16.6	14.7	14.3	0.0
	Housing	%	6.9	6.2	6.5	7.4	7.6	5.6	6.8	12.4	0.0
	Taxes	%	19.2	16.0	17.4	21.8	20.0	19.3	15.8	19.5	0.0
	Gender equality	%	3.3	1.6	4.1	3.4	1.4	4.7	3.5	1.9	0.0
	Indigenous issues	%	5.0	4.2	8.4	3.0	6.3	4.8	3.4	3.4	0.0
	Unsure	%	0.2	0.0	0.5	0.0	0.5	0.0	0.0	0.0	0.0

Nanos conducted an RDD dual frame (land- and cell- lines) hybrid telephone and online random survey of 1,000 Canadians, 18 years of age or older, between October 27<sup>th</sup> and November 1<sup>st</sup>, 2018. The margin of error for a random survey of 1,000 Canadians is  $\pm 3.1$  percentage points, 19 times out of 20.

[www.nanos.co](http://www.nanos.co)



## 2018-1266 – Engineers without Borders – Crosstabs – Survey – STAT SHEET

			Question - Do you regularly, occasionally or never directly support those who need help in other countries by sponsoring a child or by making a monthly donation to aid organizations that work in countries in need?				Question - Do you follow international news closely, somewhat closely, somewhat not closely or not closely?				
			Canada 2018-10	Regularly	Occasionally	Never	Closely	Somewhat closely	Somewhat not closely	Not closely	Unsure
Question - [Rank 3] Please rank the following possible issues in terms of importance to you for the upcoming federal election where 1 is the most important issue and 2 the second most important issue and so on. [RANDOMIZE]	Total	Unwgt N	923	186	309	428	308	457	100	58	0
		Wgt N	923	191	308	424	298	462	101	62	0
	The economy	%	16.6	14.3	16.3	17.8	18.7	14.4	17.8	20.3	0.0
	Healthcare	%	29.2	26.7	30.7	29.3	33.2	27.7	23.0	31.7	0.0
	Ending global poverty	%	5.0	4.5	5.7	4.7	5.2	5.8	2.4	2.1	0.0
	The environment	%	11.4	8.9	12.2	11.9	11.2	11.7	12.2	8.7	0.0
	Housing	%	12.6	13.6	14.2	10.9	13.0	12.1	12.6	14.0	0.0
	Taxes	%	13.3	13.8	10.1	15.4	10.8	12.3	21.2	19.2	0.0
	Gender equality	%	4.0	1.3	5.9	3.7	2.1	4.5	7.9	2.7	0.0
	Indigenous issues	%	7.5	16.2	4.8	5.5	5.5	10.6	2.8	1.3	0.0
	Unsure	%	0.5	0.8	0.0	0.7	0.2	0.9	0.0	0.0	0.0

Nanos conducted an RDD dual frame (land- and cell- lines) hybrid telephone and online random survey of 1,000 Canadians, 18 years of age or older, between October 27<sup>th</sup> and November 1<sup>st</sup>, 2018. The margin of error for a random survey of 1,000 Canadians is  $\pm 3.1$  percentage points, 19 times out of 20.

[www.nanos.co](http://www.nanos.co)





## 2018-1266 – Engineers without Borders – Crosstabs – Survey – STAT SHEET

Question - Do you regularly, occasionally or never directly support those who need help in other countries by sponsoring a child or by making a monthly donation to aid organizations that work in countries in need?

Question - Do you follow international news closely, somewhat closely, somewhat not closely or not closely?

			Canada 2018-10	Regularly	Occasionally	Never	Closely	Somewhat closely	Somewhat not closely	Not closely	Unsure
Question - [Rank 4] Please rank the following possible issues in terms of importance to you for the upcoming federal election where 1 is the most important issue and 2 the second most important issue and so on. [RANDOMIZE]	Total	Unwgt N	879	177	293	409	293	436	95	55	0
		Wgt N	880	180	293	407	283	441	97	59	0
	The economy	%	11.2	9.5	9.8	13.1	9.3	12.0	10.8	15.8	0.0
	Healthcare	%	14.0	15.7	16.7	11.2	14.1	14.6	15.4	5.7	0.0
	Ending global poverty	%	6.2	4.2	7.4	6.2	6.2	6.1	7.0	5.9	0.0
	The environment	%	19.7	19.3	20.3	19.4	16.7	20.1	27.8	17.2	0.0
	Housing	%	19.4	19.9	18.8	19.7	22.2	18.4	17.9	17.0	0.0
	Taxes	%	13.0	8.4	12.1	15.7	13.1	12.7	9.4	21.2	0.0
	Gender equality	%	7.6	10.2	6.0	7.6	6.5	7.8	8.4	9.7	0.0
	Indigenous issues	%	8.0	10.2	9.0	6.3	10.6	7.4	3.4	7.5	0.0
	Unsure	%	0.9	2.5	0.0	0.8	1.2	1.0	0.0	0.0	0.0

Nanos conducted an RDD dual frame (land- and cell- lines) hybrid telephone and online random survey of 1,000 Canadians, 18 years of age or older, between October 27<sup>th</sup> and November 1<sup>st</sup>, 2018. The margin of error for a random survey of 1,000 Canadians is  $\pm 3.1$  percentage points, 19 times out of 20.

[www.nanos.co](http://www.nanos.co)



## 2018-1266 – Engineers without Borders – Crosstabs – Survey – STAT SHEET

			Question - Do you regularly, occasionally or never directly support those who need help in other countries by sponsoring a child or by making a monthly donation to aid organizations that work in countries in need?				Question - Do you follow international news closely, somewhat closely, somewhat not closely or not closely?				
			Canada 2018-10	Regularly	Occasionally	Never	Closely	Somewhat closely	Somewhat not closely	Not closely	Unsure
Question - [Rank 5] Please rank the following possible issues in terms of importance to you for the upcoming federal election where 1 is the most important issue and 2 the second most important issue and so on. [RANDOMIZE]	Total	Unwgt N	817	170	276	371	268	406	90	53	0
		Wgt N	820	174	276	370	258	412	92	57	0
	The economy	%	6.2	4.2	8.0	5.8	7.3	5.2	8.7	4.2	0.0
	Healthcare	%	8.0	9.9	7.5	7.5	9.6	7.9	7.0	3.6	0.0
	Ending global poverty	%	8.2	15.3	7.1	5.7	7.8	7.4	12.5	9.2	0.0
	The environment	%	15.0	10.5	11.6	19.6	16.4	14.0	6.7	29.2	0.0
	Housing	%	23.9	22.3	23.8	24.7	20.8	26.1	22.9	22.8	0.0
	Taxes	%	10.0	11.6	11.5	8.1	9.8	9.1	13.0	11.8	0.0
	Gender equality	%	11.8	11.5	13.1	10.9	11.6	13.1	9.3	7.1	0.0
	Indigenous issues	%	15.8	13.8	16.0	16.6	15.1	15.9	19.2	12.2	0.0
	Unsure	%	1.2	1.0	1.6	1.1	1.7	1.2	0.8	0.0	0.0

Nanos conducted an RDD dual frame (land- and cell- lines) hybrid telephone and online random survey of 1,000 Canadians, 18 years of age or older, between October 27<sup>th</sup> and November 1<sup>st</sup>, 2018. The margin of error for a random survey of 1,000 Canadians is  $\pm 3.1$  percentage points, 19 times out of 20.

[www.nanos.co](http://www.nanos.co)



## 2018-1266 – Engineers without Borders – Crosstabs – Survey – STAT SHEET

Question - Do you regularly, occasionally or never directly support those who need help in other countries by sponsoring a child or by making a monthly donation to aid organizations that work in countries in need?

Question - Do you follow international news closely, somewhat closely, somewhat not closely or not closely?

			Canada 2018-10	Regularly	Occasionally	Never	Closely	Somewhat closely	Somewhat not closely	Not closely	Unsure
Question - [Rank 6] Please rank the following possible issues in terms of importance to you for the upcoming federal election where 1 is the most important issue and 2 the second most important issue and so on. [RANDOMIZE]	Total	Unwgt N	766	160	261	345	250	383	85	48	0
		Wgt N	770	164	261	345	241	390	87	52	0
	The economy	%	5.5	5.6	7.0	4.4	5.8	4.9	9.7	1.6	0.0
	Healthcare	%	4.8	5.0	5.5	4.2	4.1	6.1	3.1	1.4	0.0
	Ending global poverty	%	16.9	15.6	15.4	18.6	19.3	17.5	8.5	15.6	0.0
	The environment	%	8.5	9.2	7.8	8.6	7.3	9.0	10.6	6.0	0.0
	Housing	%	12.9	9.9	13.9	13.6	13.1	12.0	16.4	13.7	0.0
	Taxes	%	7.9	9.9	7.4	7.4	9.4	7.9	4.7	6.4	0.0
	Gender equality	%	20.7	20.8	18.5	22.2	20.6	19.6	19.8	30.8	0.0
	Indigenous issues	%	21.9	24.1	23.3	19.8	20.4	21.6	27.1	22.2	0.0
	Unsure	%	0.9	0.0	1.1	1.1	0.0	1.4	0.0	2.5	0.0

Nanos conducted an RDD dual frame (land- and cell- lines) hybrid telephone and online random survey of 1,000 Canadians, 18 years of age or older, between October 27<sup>th</sup> and November 1<sup>st</sup>, 2018. The margin of error for a random survey of 1,000 Canadians is  $\pm 3.1$  percentage points, 19 times out of 20.

[www.nanos.co](http://www.nanos.co)



## 2018-1266 – Engineers without Borders – Crosstabs – Survey – STAT SHEET

Question - Do you regularly, occasionally or never directly support those who need help in other countries by sponsoring a child or by making a monthly donation to aid organizations that work in countries in need?

Question - Do you follow international news closely, somewhat closely, somewhat not closely or not closely?

			Canada 2018-10	Regularly	Occasionally	Never	Closely	Somewhat closely	Somewhat not closely	Not closely	Unsure
Question - [Rank 7] Please rank the following possible issues in terms of importance to you for the upcoming federal election where 1 is the most important issue and 2 the second most important issue and so on. [RANDOMIZE]	Total	Unwgt N	732	157	248	327	237	368	80	47	0
		Wgt N	736	160	249	327	227	376	83	51	0
	The economy	%	6.3	7.4	7.6	4.8	3.9	7.3	8.5	6.3	0.0
	Healthcare	%	2.6	2.5	2.7	2.5	3.1	2.6	2.7	0.0	0.0
	Ending global poverty	%	19.8	22.7	20.1	18.2	20.2	19.3	19.4	22.1	0.0
	The environment	%	5.2	6.8	4.0	5.4	5.7	4.6	5.3	8.1	0.0
	Housing	%	12.6	10.1	14.0	12.8	11.9	13.9	11.1	8.9	0.0
	Taxes	%	8.8	9.7	8.4	8.7	7.1	9.9	10.5	5.9	0.0
	Gender equality	%	24.0	20.5	24.7	25.3	26.5	22.5	22.4	27.2	0.0
	Indigenous issues	%	18.8	17.7	16.9	20.9	19.9	18.2	19.2	17.9	0.0
	Unsure	%	1.8	2.6	1.6	1.5	1.7	1.8	0.9	3.7	0.0

Nanos conducted an RDD dual frame (land- and cell- lines) hybrid telephone and online random survey of 1,000 Canadians, 18 years of age or older, between October 27<sup>th</sup> and November 1<sup>st</sup>, 2018. The margin of error for a random survey of 1,000 Canadians is  $\pm 3.1$  percentage points, 19 times out of 20.

[www.nanos.co](http://www.nanos.co)



## 2018-1266 – Engineers without Borders – Crosstabs – Survey – STAT SHEET

Question - Do you regularly, occasionally or never directly support those who need help in other countries by sponsoring a child or by making a monthly donation to aid organizations that work in countries in need?

Question - Do you follow international news closely, somewhat closely, somewhat not closely or not closely?

			Canada 2018-10	Regularly	Occasionally	Never	Closely	Somewhat closely	Somewhat not closely	Not closely	Unsure
Question - [Rank 8] Please rank the following possible issues in terms of importance to you for the upcoming federal election where 1 is the most important issue and 2 the second most important issue and so on. [RANDOMIZE]	Total	Unwgt N	716	155	242	319	232	360	79	45	0
		Wgt N	719	158	242	319	223	365	82	49	0
	The economy	%	2.3	3.9	1.1	2.4	1.7	2.4	4.0	2.1	0.0
	Healthcare	%	0.8	0.8	0.7	1.0	0.0	1.5	0.8	0.0	0.0
	Ending global poverty	%	31.1	28.2	28.5	34.6	28.2	32.9	29.1	35.0	0.0
	The environment	%	3.0	5.2	3.2	1.9	5.7	2.2	0.0	2.7	0.0
	Housing	%	5.3	8.2	4.4	4.5	4.2	5.5	6.0	7.3	0.0
	Taxes	%	16.7	20.8	22.6	10.1	18.8	17.3	15.6	4.5	0.0
	Gender equality	%	20.6	24.4	20.4	19.0	22.3	19.7	24.0	14.2	0.0
	Indigenous issues	%	16.4	5.1	14.4	23.5	15.3	15.2	17.4	28.9	0.0
	Unsure	%	3.6	3.4	4.6	3.0	3.8	3.5	3.1	5.4	0.0

Nanos conducted an RDD dual frame (land- and cell- lines) hybrid telephone and online random survey of 1,000 Canadians, 18 years of age or older, between October 27<sup>th</sup> and November 1<sup>st</sup>, 2018. The margin of error for a random survey of 1,000 Canadians is  $\pm 3.1$  percentage points, 19 times out of 20.

[www.nanos.co](http://www.nanos.co)



## 2018-1266 – Engineers without Borders – Crosstabs – Survey – STAT SHEET

Question - Do you regularly, occasionally or never directly support those who need help in other countries by sponsoring a child or by making a monthly donation to aid organizations that work in countries in need?

Question - Do you follow international news closely, somewhat closely, somewhat not closely or not closely?

			Canada 2018-10	Regularly	Occasionally	Never	Closely	Somewhat closely	Somewhat not closely	Not closely	Unsure
Question - [Rank 9] Please rank the following possible issues in terms of importance to you for the upcoming federal election where 1 is the most important issue and 2 the second most important issue and so on. [RANDOMIZE]	Total	Unwgt N	332	65	106	161	94	178	36	24	0
		Wgt N	326	66	103	157	86	179	36	26	0
	The economy	%	0.3	0.0	0.9	0.0	1.1	0.0	0.0	0.0	0.0
	Healthcare	%	0.2	0.0	0.0	0.4	0.8	0.0	0.0	0.0	0.0
	Ending global poverty	%	7.6	3.5	5.5	10.8	9.2	6.1	11.3	8.2	0.0
	The environment	%	0.9	0.0	0.7	1.3	2.4	0.4	0.0	0.0	0.0
	Taxes	%	0.8	3.1	0.6	0.0	0.8	1.2	0.0	0.0	0.0
	Gender equality	%	8.0	18.7	7.6	3.7	11.0	8.2	0.0	7.7	0.0
	Indigenous issues	%	3.6	2.3	5.8	2.8	2.9	4.3	0.0	6.7	0.0
	Unsure	%	78.5	72.4	78.8	81.0	71.9	79.9	88.7	77.4	0.0

Nanos conducted an RDD dual frame (land- and cell- lines) hybrid telephone and online random survey of 1,000 Canadians, 18 years of age or older, between October 27<sup>th</sup> and November 1<sup>st</sup>, 2018. The margin of error for a random survey of 1,000 Canadians is  $\pm 3.1$  percentage points, 19 times out of 20.

[www.nanos.co](http://www.nanos.co)



## 2018-1266 – Engineers without Borders – Crosstabs – Survey – STAT SHEET

Question - Do you regularly, occasionally or never directly support those who need help in other countries by sponsoring a child or by making a monthly donation to aid organizations that work in countries in need?

Question - Do you follow international news closely, somewhat closely, somewhat not closely or not closely?

			Canada 2018-10	Regularly	Occasionally	Never	Closely	Somewhat closely	Somewhat not closely	Not closely	Unsure
Question - International development refers to global efforts to end poverty, and provide healthcare, education and employment around the world. In the next federal election, will a party's stand on international aid and development be important, somewhat important, somewhat unimportant or unimportant for how you will cast your vote?	Total	Unwgt N	1000	201	330	469	335	488	109	67	1
		Wgt N	1000	206	329	465	325	494	109	71	1
	Important	%	16.2	23.4	20.5	9.9	19.3	13.2	24.1	10.3	0.0
	Somewhat important	%	38.8	45.1	42.3	33.5	34.2	43.1	32.1	39.5	100.0
	Somewhat unimportant	%	23.2	18.3	23.0	25.5	20.5	24.7	25.4	21.9	0.0
	Unimportant	%	19.0	11.4	12.2	27.2	24.3	16.9	12.1	20.4	0.0
	Unsure	%	2.8	1.8	2.0	3.9	1.7	2.1	6.2	8.0	0.0

Nanos conducted an RDD dual frame (land- and cell- lines) hybrid telephone and online random survey of 1,000 Canadians, 18 years of age or older, between October 27<sup>th</sup> and November 1<sup>st</sup>, 2018. The margin of error for a random survey of 1,000 Canadians is  $\pm 3.1$  percentage points, 19 times out of 20.

[www.nanos.co](http://www.nanos.co)



## 2018-1266 – Engineers without Borders – Crosstabs – Survey – STAT SHEET

			Question - Do you regularly, occasionally or never directly support those who need help in other countries by sponsoring a child or by making a monthly donation to aid organizations that work in countries in need?				Question - Do you follow international news closely, somewhat closely, somewhat not closely or not closely?				
			Canada 2018-10	Regularly	Occasionally	Never	Closely	Somewhat closely	Somewhat not closely	Not closely	Unsure
Question - Do you think Canada spends too much, about the right amount or not enough on international development?	Total	Unwgt N	1000	201	330	469	335	488	109	67	1
		Wgt N	1000	206	329	465	325	494	109	71	1
	Canada spends too much	%	29.5	18.8	23.5	38.5	31.9	27.2	29.2	35.8	0.0
	Canada spends the right amount	%	40.0	44.0	41.6	37.2	38.5	44.6	32.5	26.6	0.0
	Canada does not spend enough	%	14.3	26.0	17.9	6.6	20.3	12.4	11.2	5.1	0.0
	Unsure	%	16.2	11.2	17.1	17.8	9.4	15.8	27.0	32.5	100.0
			Question - Do you regularly, occasionally or never directly support those who need help in other countries by sponsoring a child or by making a monthly donation to aid organizations that work in countries in need?				Question - Do you follow international news closely, somewhat closely, somewhat not closely or not closely?				
			Canada 2018-10	Regularly	Occasionally	Never	Closely	Somewhat closely	Somewhat not closely	Not closely	Unsure
Question - Considering Canada's role in the world, do you support, somewhat support, somewhat oppose or oppose increasing spending on international development in Canada's next federal budget?	Total	Unwgt N	1000	201	330	469	335	488	109	67	1
		Wgt N	1000	206	329	465	325	494	109	71	1
	Support	%	11.8	23.8	13.6	5.1	17.7	10.2	8.8	0.0	0.0
	Somewhat support	%	28.6	30.4	34.4	23.8	28.4	31.4	20.9	23.0	0.0
	Somewhat oppose	%	25.4	22.7	21.7	29.3	21.6	26.6	30.9	26.5	0.0
	Oppose	%	23.7	15.1	20.4	29.8	28.1	20.8	21.4	27.2	0.0
	Unsure	%	10.5	8.0	9.9	12.0	4.2	11.0	18.0	23.4	100.0

Nanos conducted an RDD dual frame (land- and cell- lines) hybrid telephone and online random survey of 1,000 Canadians, 18 years of age or older, between October 27<sup>th</sup> and November 1<sup>st</sup>, 2018. The margin of error for a random survey of 1,000 Canadians is  $\pm 3.1$  percentage points, 19 times out of 20.

[www.nanos.co](http://www.nanos.co)





## 2018-1266 – Engineers without Borders – Crosstabs – Survey – STAT SHEET

			Question - Do you regularly, occasionally or never directly support those who need help in other countries by sponsoring a child or by making a monthly donation to aid organizations that work in countries in need?				Question - Do you follow international news closely, somewhat closely, somewhat not closely or not closely?				
			Canada 2018-10	Regularly	Occasionally	Never	Closely	Somewhat closely	Somewhat not closely	Not closely	Unsure
Question - Why do you have that opinion? [Open]	Total	Unwgt N	1000	201	330	469	335	488	109	67	1
		Wgt N	1000	206	329	465	325	494	109	71	1
	There are more important issues at home	%	37.8	25.1	36.5	44.4	33.7	38.5	41.2	47.5	0.0
	International aid is used ineffectively	%	6.5	7.9	4.9	7.0	10.5	4.8	3.7	3.6	0.0
	Helps ease migration issues	%	2.6	7.6	2.6	0.4	3.3	2.9	0.6	0.0	0.0
	Positive effects for world economy and stability, which in turn is good for Canada	%	8.0	12.7	9.8	4.6	8.1	9.1	4.9	2.8	100.0
	Canada has the resources to help	%	8.8	15.2	10.1	5.0	9.4	9.7	7.2	1.8	0.0
	When other countries are rolling back international aid Canada should step in to have a good reputation	%	4.4	4.5	6.3	2.9	5.7	4.2	2.8	1.9	0.0
	Solidarity, it is the right thing to do	%	6.6	7.8	7.9	5.2	8.5	6.1	6.1	2.6	0.0
	We already do enough	%	2.3	1.9	1.8	2.8	2.0	2.6	2.2	1.8	0.0
	Our deficit is too high, Canadians pay too much tax	%	2.8	3.2	3.1	2.3	3.8	2.3	2.7	1.4	0.0
	Do not have enough information about international development spending	%	6.1	3.5	5.1	8.0	2.3	7.1	8.7	12.6	0.0
	Canada has not met its international commitments, spends less than in the past	%	1.3	2.2	0.9	1.1	2.9	0.7	0.0	0.0	0.0
	Other	%	1.7	1.6	1.5	1.9	1.2	2.2	1.4	1.0	0.0
	Unsure	%	11.3	6.7	9.5	14.6	8.6	9.8	18.7	23.0	0.0

Nanos conducted an RDD dual frame (land- and cell- lines) hybrid telephone and online random survey of 1,000 Canadians, 18 years of age or older, between October 27<sup>th</sup> and November 1<sup>st</sup>, 2018. The margin of error for a random survey of 1,000 Canadians is  $\pm 3.1$  percentage points, 19 times out of 20.

[www.nanos.co](http://www.nanos.co)



## 2018-1266 – Engineers without Borders – Crosstabs – Survey – STAT SHEET

Are the following statements appealing, somewhat appealing, somewhat not appealing or not appealing to you in terms of reasons for Canada to spend money on international development? [RANDOMIZE]

Question - Do you regularly, occasionally or never directly support those who need help in other countries by sponsoring a child or by making a monthly donation to aid organizations that work in countries in need?

Question - Do you follow international news closely, somewhat closely, somewhat not closely or not closely?

			Canada 2018-10	Regularly	Occasionally	Never	Closely	Somewhat closely	Somewhat not closely	Not closely	Unsure
Question - Because Canada spends well below the global standard on international development, we need to increase spending on international development	Total	Unwgt N	1000	201	330	469	335	488	109	67	1
		Wgt N	1000	206	329	465	325	494	109	71	1
	Appealing	%	18.1	30.0	23.3	9.1	24.2	16.7	14.0	6.3	0.0
	Somewhat appealing	%	24.8	27.2	29.4	20.4	22.4	27.4	24.2	17.3	100.0
	Somewhat not appealing	%	19.3	15.7	19.9	20.5	15.2	20.8	22.1	23.8	0.0
	Not appealing	%	31.1	18.0	22.3	43.2	33.8	27.7	30.8	43.4	0.0
	Unsure	%	6.8	9.1	5.1	6.9	4.4	7.5	8.9	9.1	0.0

Nanos conducted an RDD dual frame (land- and cell- lines) hybrid telephone and online random survey of 1,000 Canadians, 18 years of age or older, between October 27<sup>th</sup> and November 1<sup>st</sup>, 2018. The margin of error for a random survey of 1,000 Canadians is  $\pm 3.1$  percentage points, 19 times out of 20.

[www.nanos.co](http://www.nanos.co)



## 2018-1266 – Engineers without Borders – Crosstabs – Survey – STAT SHEET

Are the following statements appealing, somewhat appealing, somewhat not appealing or not appealing to you in terms of reasons for Canada to spend money on international development? [RANDOMIZE]

Question - Do you regularly, occasionally or never directly support those who need help in other countries by sponsoring a child or by making a monthly donation to aid organizations that work in countries in need?

Question - Do you follow international news closely, somewhat closely, somewhat not closely or not closely?

			Canada 2018-10	Regularly	Occasionally	Never	Closely	Somewhat closely	Somewhat not closely	Not closely	Unsure
Question - People living in developed countries like Canada have an obligation to help those less fortunate around the world	Total	Unwgt N	1000	201	330	469	335	488	109	67	1
		Wgt N	1000	206	329	465	325	494	109	71	1
	Appealing	%	32.3	59.2	36.6	17.3	39.0	32.8	19.1	18.3	0.0
	Somewhat appealing	%	34.5	25.5	39.1	35.2	29.1	37.0	45.1	25.7	0.0
	Somewhat not appealing	%	13.6	7.1	12.0	17.6	8.9	14.1	20.8	19.3	100.0
	Not appealing	%	17.3	7.1	11.3	26.0	22.4	14.0	12.4	24.1	0.0
	Unsure	%	2.4	1.0	1.0	3.9	0.5	2.0	2.7	12.6	0.0

Nanos conducted an RDD dual frame (land- and cell- lines) hybrid telephone and online random survey of 1,000 Canadians, 18 years of age or older, between October 27<sup>th</sup> and November 1<sup>st</sup>, 2018. The margin of error for a random survey of 1,000 Canadians is  $\pm 3.1$  percentage points, 19 times out of 20.

[www.nanos.co](http://www.nanos.co)



## 2018-1266 – Engineers without Borders – Crosstabs – Survey – STAT SHEET

Are the following statements appealing, somewhat appealing, somewhat not appealing or not appealing to you in terms of reasons for Canada to spend money on international development? [RANDOMIZE]

Question - Do you regularly, occasionally or never directly support those who need help in other countries by sponsoring a child or by making a monthly donation to aid organizations that work in countries in need?

Question - Do you follow international news closely, somewhat closely, somewhat not closely or not closely?

			Canada 2018-10	Regularly	Occasionally	Never	Closely	Somewhat closely	Somewhat not closely	Not closely	Unsure
Question - International development aid can make a major difference in the lives of people in less developed countries	Total	Unwgt N	1000	201	330	469	335	488	109	67	1
		Wgt N	1000	206	329	465	325	494	109	71	1
	Appealing	%	37.3	59.2	43.1	23.4	42.5	38.3	31.8	14.7	0.0
	Somewhat appealing	%	39.2	29.8	41.5	41.7	35.6	40.3	41.0	43.9	100.0
	Somewhat not appealing	%	9.7	3.6	10.0	12.3	6.9	10.7	12.8	11.5	0.0
	Not appealing	%	9.9	5.4	3.1	16.7	13.6	6.9	8.1	16.6	0.0
	Unsure	%	3.9	2.0	2.4	5.9	1.4	3.8	6.3	13.2	0.0

Nanos conducted an RDD dual frame (land- and cell- lines) hybrid telephone and online random survey of 1,000 Canadians, 18 years of age or older, between October 27<sup>th</sup> and November 1<sup>st</sup>, 2018. The margin of error for a random survey of 1,000 Canadians is  $\pm 3.1$  percentage points, 19 times out of 20.

[www.nanos.co](http://www.nanos.co)



## 2018-1266 – Engineers without Borders – Crosstabs – Survey – STAT SHEET

Are the following statements appealing, somewhat appealing, somewhat not appealing or not appealing to you in terms of reasons for Canada to spend money on international development? [RANDOMIZE]

Question - Do you regularly, occasionally or never directly support those who need help in other countries by sponsoring a child or by making a monthly donation to aid organizations that work in countries in need?

Question - Do you follow international news closely, somewhat closely, somewhat not closely or not closely?

			Canada 2018-10	Regularly	Occasionally	Never	Closely	Somewhat closely	Somewhat not closely	Not closely	Unsure
Question - International development assistance reduces pressure on people in developing countries to migrate because they can make a livelihood in their home country	Total	Unwgt N	1000	201	330	469	335	488	109	67	1
		Wgt N	1000	206	329	465	325	494	109	71	1
	Appealing	%	32.0	45.1	38.8	21.4	37.4	32.3	22.5	20.0	0.0
	Somewhat appealing	%	37.5	31.2	36.4	41.1	32.3	38.4	50.0	34.7	100.0
	Somewhat not appealing	%	12.2	8.9	12.8	13.3	10.3	13.1	16.2	8.6	0.0
	Not appealing	%	12.9	9.5	8.1	17.8	16.1	10.7	6.8	23.3	0.0
	Unsure	%	5.4	5.3	3.9	6.5	3.9	5.4	4.4	13.4	0.0

Nanos conducted an RDD dual frame (land- and cell- lines) hybrid telephone and online random survey of 1,000 Canadians, 18 years of age or older, between October 27<sup>th</sup> and November 1<sup>st</sup>, 2018. The margin of error for a random survey of 1,000 Canadians is  $\pm 3.1$  percentage points, 19 times out of 20.

[www.nanos.co](http://www.nanos.co)



## 2018-1266 – Engineers without Borders – Crosstabs – Survey – STAT SHEET

Are the following statements appealing, somewhat appealing, somewhat not appealing or not appealing to you in terms of reasons for Canada to spend money on international development? [RANDOMIZE]

Question - Do you regularly, occasionally or never directly support those who need help in other countries by sponsoring a child or by making a monthly donation to aid organizations that work in countries in need?

Question - Do you follow international news closely, somewhat closely, somewhat not closely or not closely?

			Canada 2018-10	Regularly	Occasionally	Never	Closely	Somewhat closely	Somewhat not closely	Not closely	Unsure
Question - International development assistance can help build trading relationships between Canada and developing countries	Total	Unwgt N	1000	201	330	469	335	488	109	67	1
		Wgt N	1000	206	329	465	325	494	109	71	1
	Appealing	%	22.4	29.5	26.8	16.1	26.2	23.2	16.0	8.8	0.0
	Somewhat appealing	%	42.6	41.1	47.6	39.7	39.3	43.5	48.3	41.5	100.0
	Somewhat not appealing	%	15.7	14.4	15.5	16.4	13.4	16.6	18.8	15.5	0.0
	Not appealing	%	13.4	10.4	6.4	19.6	16.6	11.7	9.5	16.5	0.0
	Unsure	%	6.0	4.6	3.7	8.2	4.5	5.0	7.3	17.7	0.0

Nanos conducted an RDD dual frame (land- and cell- lines) hybrid telephone and online random survey of 1,000 Canadians, 18 years of age or older, between October 27<sup>th</sup> and November 1<sup>st</sup>, 2018. The margin of error for a random survey of 1,000 Canadians is  $\pm 3.1$  percentage points, 19 times out of 20.

[www.nanos.co](http://www.nanos.co)



## 2018-1266 – Engineers without Borders – Crosstabs – Survey – STAT SHEET

Are the following statements appealing, somewhat appealing, somewhat not appealing or not appealing to you in terms of reasons for Canada to spend money on international development? [RANDOMIZE]

Question - Do you regularly, occasionally or never directly support those who need help in other countries by sponsoring a child or by making a monthly donation to aid organizations that work in countries in need?

Question - Do you follow international news closely, somewhat closely, somewhat not closely or not closely?

			Canada 2018-10	Regularly	Occasionally	Never	Closely	Somewhat closely	Somewhat not closely	Not closely	Unsure
Question - Because the current government spends less than previous governments on international development, we need to increase spending on international development	Total	Unwgt N	1000	201	330	469	335	488	109	67	1
		Wgt N	1000	206	329	465	325	494	109	71	1
	Appealing	%	15.4	25.6	19.5	8.0	20.3	14.2	14.2	3.7	0.0
	Somewhat appealing	%	20.4	22.4	26.3	15.4	22.5	20.6	15.9	17.0	0.0
	Somewhat not appealing	%	22.0	19.0	22.2	23.1	14.5	26.0	27.8	17.9	100.0
	Not appealing	%	34.5	22.8	26.0	45.7	37.9	30.2	33.4	50.8	0.0
	Unsure	%	7.7	10.1	6.1	7.8	4.9	8.9	8.7	10.7	0.0

Nanos conducted an RDD dual frame (land- and cell- lines) hybrid telephone and online random survey of 1,000 Canadians, 18 years of age or older, between October 27<sup>th</sup> and November 1<sup>st</sup>, 2018. The margin of error for a random survey of 1,000 Canadians is  $\pm 3.1$  percentage points, 19 times out of 20.

[www.nanos.co](http://www.nanos.co)



## 2018-1266 – Engineers without Borders – Crosstabs – Survey – STAT SHEET

			Question - Do you regularly, occasionally or never directly support those who need help in other countries by sponsoring a child or by making a monthly donation to aid organizations that work in countries in need?				Question - Do you follow international news closely, somewhat closely, somewhat not closely or not closely?				
			Canada 2018-10	Regularly	Occasionally	Never	Closely	Somewhat closely	Somewhat not closely	Not closely	Unsure
Question - [Rank 1] Please rank the top 2 sources of information about what is happening in the world where 1 is the most important information source and 2 the second most important source?	Total	Unwgt N	1000	201	330	469	335	488	109	67	1
		Wgt N	1000	206	329	465	325	494	109	71	1
	Online magazines and news outlets	%	26.2	26.0	25.1	27.1	30.4	23.5	31.5	17.3	0.0
	Social media	%	7.1	4.2	7.9	7.8	6.1	5.9	11.1	14.3	0.0
	Traditional print media	%	14.8	17.2	13.8	14.4	20.1	13.3	10.1	7.8	0.0
	Television news	%	37.1	35.4	35.8	38.9	33.9	38.9	37.5	40.1	0.0
	Radio news	%	13.7	15.5	16.2	11.1	9.3	16.6	9.8	18.0	100.0
	Friends and family	%	1.1	1.7	1.2	0.8	0.2	1.8	0.0	2.5	0.0

Nanos conducted an RDD dual frame (land- and cell- lines) hybrid telephone and online random survey of 1,000 Canadians, 18 years of age or older, between October 27<sup>th</sup> and November 1<sup>st</sup>, 2018. The margin of error for a random survey of 1,000 Canadians is  $\pm 3.1$  percentage points, 19 times out of 20.

[www.nanos.co](http://www.nanos.co)





## 2018-1266 – Engineers without Borders – Crosstabs – Survey – STAT SHEET

			Question - Do you regularly, occasionally or never directly support those who need help in other countries by sponsoring a child or by making a monthly donation to aid organizations that work in countries in need?				Question - Do you follow international news closely, somewhat closely, somewhat not closely or not closely?				
			Canada 2018-10	Regularly	Occasionally	Never	Closely	Somewhat closely	Somewhat not closely	Not closely	Unsure
Question - [Rank 2] Please rank the top 2 sources of information about what is happening in the world where 1 is the most important information source and 2 the second most important source?	Total	Unwgt N	982	198	326	458	328	480	107	66	1
		Wgt N	980	203	324	453	318	485	107	70	1
	Online magazines and news outlets	%	21.2	22.0	23.7	19.1	22.0	23.2	12.7	17.7	0.0
	Social media	%	12.6	7.7	10.4	16.2	9.2	11.3	23.6	19.7	0.0
	Traditional print media	%	18.8	20.0	21.2	16.4	23.0	19.0	14.3	4.4	0.0
	Television news	%	28.0	27.5	26.8	29.0	27.0	27.7	29.7	30.8	100.0
	Radio news	%	16.2	19.4	14.7	15.8	15.6	17.5	11.8	16.8	0.0
	Friends and family	%	3.3	3.3	3.1	3.4	3.1	1.3	8.1	10.5	0.0

Nanos conducted an RDD dual frame (land- and cell- lines) hybrid telephone and online random survey of 1,000 Canadians, 18 years of age or older, between October 27<sup>th</sup> and November 1<sup>st</sup>, 2018. The margin of error for a random survey of 1,000 Canadians is  $\pm 3.1$  percentage points, 19 times out of 20.

[www.nanos.co](http://www.nanos.co)



## 2018-1266 – Engineers without Borders – Crosstabs – Survey – STAT SHEET

Question - Do you regularly, occasionally or never directly support those who need help in other countries by sponsoring a child or by making a monthly donation to aid organizations that work in countries in need?

Question - Do you follow international news closely, somewhat closely, somewhat not closely or not closely?

			Canada 2018-10	Regularly	Occasionally	Never	Closely	Somewhat closely	Somewhat not closely	Not closely	Unsure
Question - What is the top specific news source or platform by name that you rely on for what is happening in the world? [Open]	Total	Unwgt N	1000	201	330	469	335	488	109	67	1
		Wgt N	1000	206	329	465	325	494	109	71	1
	BBC	%	4.6	7.8	5.4	2.6	7.8	3.7	1.2	1.0	0.0
	CBC/Radio-Canada	%	28.7	31.5	30.6	26.0	23.1	31.2	35.7	26.3	0.0
	CNN	%	6.4	6.5	7.6	5.6	7.8	5.6	5.6	7.2	0.0
	CTV	%	6.8	9.3	5.0	6.9	5.5	7.6	7.9	4.9	0.0
	Social media	%	4.4	3.2	4.9	4.7	3.5	4.7	5.9	4.9	0.0
	Global	%	3.7	1.3	4.3	4.4	2.0	4.8	5.2	2.1	0.0
	National print media	%	10.3	12.9	8.8	10.1	12.2	11.0	3.9	6.4	0.0
	TV (unspecified)	%	5.8	4.3	5.6	6.6	4.9	5.9	6.1	8.2	100.0
	Radio (unspecified)	%	2.2	0.6	2.3	2.7	0.7	3.0	1.0	5.2	0.0
	Other US media	%	6.6	6.8	6.5	6.6	9.6	5.5	4.6	3.4	0.0
	International media	%	4.9	4.5	5.5	4.6	9.0	3.2	1.7	2.4	0.0
	Other Canadian media	%	1.5	1.3	1.2	1.9	0.5	1.6	1.2	6.4	0.0
	Internet	%	5.5	2.5	5.4	6.9	6.3	4.5	7.2	5.9	0.0
	Other	%	1.1	2.1	0.7	1.0	1.3	0.9	1.2	1.5	0.0
	Unsure	%	7.6	5.4	6.2	9.5	5.9	6.8	11.6	14.1	0.0

Nanos conducted an RDD dual frame (land- and cell- lines) hybrid telephone and online random survey of 1,000 Canadians, 18 years of age or older, between October 27<sup>th</sup> and November 1<sup>st</sup>, 2018. The margin of error for a random survey of 1,000 Canadians is  $\pm 3.1$  percentage points, 19 times out of 20.

[www.nanos.co](http://www.nanos.co)



## 2018-1266 – Engineers without Borders – Crosstabs – Survey – STAT SHEET

Prior to today have you heard or not heard of the following organizations [RANDOMIZE]

			Question - Do you regularly, occasionally or never directly support those who need help in other countries by sponsoring a child or by making a monthly donation to aid organizations that work in countries in need?				Question - Do you follow international news closely, somewhat closely, somewhat not closely or not closely?				
			Canada 2018-10	Regularly	Occasionally	Never	Closely	Somewhat closely	Somewhat not closely	Not closely	Unsure
Question - Engineers without Borders	Total	Unwgt N	1000	201	330	469	335	488	109	67	1
		Wgt N	1000	206	329	465	325	494	109	71	1
	Heard	%	35.9	39.7	35.9	34.3	37.9	36.8	35.4	22.1	0.0
	Not heard	%	64.1	60.3	64.1	65.7	62.1	63.2	64.6	77.9	100.0

Prior to today have you heard or not heard of the following organizations [RANDOMIZE]

			Question - Do you regularly, occasionally or never directly support those who need help in other countries by sponsoring a child or by making a monthly donation to aid organizations that work in countries in need?				Question - Do you follow international news closely, somewhat closely, somewhat not closely or not closely?				
			Canada 2018-10	Regularly	Occasionally	Never	Closely	Somewhat closely	Somewhat not closely	Not closely	Unsure
Question - OXFAM	Total	Unwgt N	1000	201	330	469	335	488	109	67	1
		Wgt N	1000	206	329	465	325	494	109	71	1
	Heard	%	90.1	93.1	89.5	89.1	94.6	92.6	78.2	69.5	100.0
	Not heard	%	9.9	6.9	10.5	10.9	5.4	7.4	21.8	30.5	0.0

Nanos conducted an RDD dual frame (land- and cell- lines) hybrid telephone and online random survey of 1,000 Canadians, 18 years of age or older, between October 27<sup>th</sup> and November 1<sup>st</sup>, 2018. The margin of error for a random survey of 1,000 Canadians is  $\pm 3.1$  percentage points, 19 times out of 20.

[www.nanos.co](http://www.nanos.co)



## 2018-1266 – Engineers without Borders – Crosstabs – Survey – STAT SHEET

Prior to today have you heard or not heard of the following organizations [RANDOMIZE]

			Question - Do you regularly, occasionally or never directly support those who need help in other countries by sponsoring a child or by making a monthly donation to aid organizations that work in countries in need?				Question - Do you follow international news closely, somewhat closely, somewhat not closely or not closely?				
			Canada 2018-10	Regularly	Occasionally	Never	Closely	Somewhat closely	Somewhat not closely	Not closely	Unsure
Question - Plan Canada	Total	Unwgt N	1000	201	330	469	335	488	109	67	1
		Wgt N	1000	206	329	465	325	494	109	71	1
	Heard	%	26.3	37.4	33.8	16.1	30.0	25.5	25.5	16.2	0.0
	Not heard	%	73.7	62.6	66.2	83.9	70.0	74.5	74.5	83.8	100.0

Nanos conducted an RDD dual frame (land- and cell- lines) hybrid telephone and online random survey of 1,000 Canadians, 18 years of age or older, between October 27<sup>th</sup> and November 1<sup>st</sup>, 2018. The margin of error for a random survey of 1,000 Canadians is  $\pm 3.1$  percentage points, 19 times out of 20.

[www.nanos.co](http://www.nanos.co)