

Canadians think too little is being done in response to asylum seekers crossing U.S. border into Canada but believe more aid should be given to Rohingya refugees

National survey released June, 2018
Project 2018-1213



CTV
NEWS

NANOS SURVEY

Summary

A recent survey conducted by Nanos for CTV News suggests that Canadians are concerned about asylum seekers from the United States attempting to cross the border into Canada as refugees, but are supportive of actions to help the Rohingya refugees of Myanmar. A majority of Canadians support or somewhat support accepting Rohingya refugees into Canada, as well as providing them with financial aid. When asked about how welcoming Canada should be concerning asylum seekers crossing the U.S. border into Canada, the top response was that Canada should be less welcoming. A majority of Canadians feel there is too little law enforcement presence at the Canadian border to respond to asylum seekers.

- **‘Less welcoming’ was the top response from Canadians when asked how welcoming the Government of Canada should be in its current approach to asylum seekers from the United States** – Over four in ten Canadians say less welcoming (43%) when asked how the Government of Canada should approach the refugees who cross the Canadian border from the United States claiming asylum in Canada. Over three in ten Canadians feel as though the government should continue its current approach (36%) and over one in ten believe the government should be more welcoming (14%). Six percent of respondents were unsure.
- **‘Too little presence’ was the top response from Canadians when asked how well served the border is in terms of law enforcement** – Just under six in ten Canadians believe that there is too little presence (57%) of law enforcement presence at the Canadian border to respond to “irregular” border crossings by refugees leaving the United States and seeking asylum in Canada. Nearly three in ten Canadians say that there is a right amount of presence (29%), and only two percent of Canadians feel as though there is too much presence at the border. Twelve percent of respondents were unsure.
- **A majority of Canadians support or somewhat support accepting Rohingya refugees into Canada** – Just under four in ten Canadians support (37%) accepting Rohingya refugees from Myanmar in a similar way we accepted refugees from Syria. Over two in ten somewhat support (25%) accepting them, with eighteen percent opposing and fourteen percent somewhat opposing accepting them into Canada. Six percent of respondents were unsure.
- **A majority of Canadians support or somewhat support providing financial aid to assist the Rohingya refugees in Myanmar** – Over two in five Canadians support (42%) and just under a third of Canadians somewhat support (27%) providing \$150 million dollars of international aid to assist Rohingya refugees in Myanmar. Over one in ten somewhat oppose (14%) or oppose (14%) providing financial aid. Four percent of respondents were unsure.

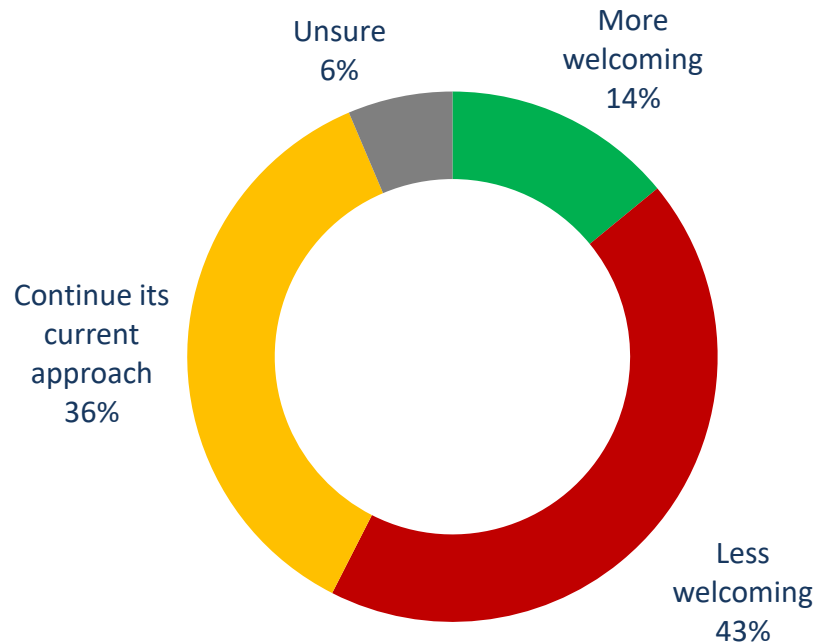
These observations are based on a Nanos RDD dual frame (land- and cell-lines) hybrid telephone and online random survey of 1,000 Canadians, 18 years of age or older, conducted between May 30th and June 3rd, 2018 as part of an omnibus survey. Participants were randomly recruited by telephone using live agents and administered a survey online. The margin of error for a random survey of 1,000 Canadians is ± 3.1 percentage points, 19 times out of 20.

This study was commissioned by CTV News and the research was conducted by Nanos Research.

Refugees crossing Canadian border from U.S.

Source: CTV News/Nanos Research, RDD dual frame hybrid telephone and online random survey, May 30th to June 3rd, 2018, n=1000, accurate 3.1 percentage points plus or minus, 19 times out of 20.

Net Score
-29.3



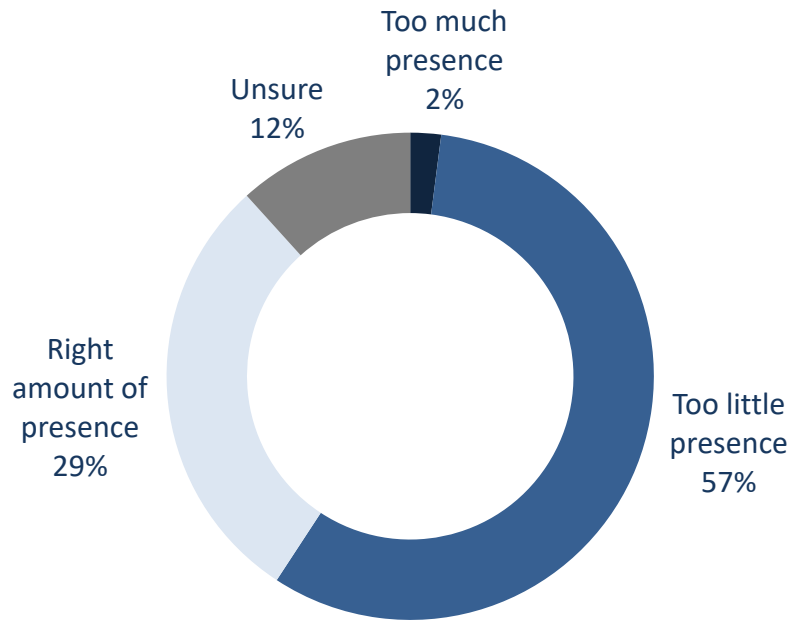
Subgroups	Less welcoming
Atlantic (n=100)	41.1%
Quebec (n=250)	39.0%
Ontario (n=300)	43.6%
Prairies (n=200)	51.2%
British Columbia (n=150)	41.6%
Male (n=526)	49.2%
Female (n=474)	37.9%
18 to 34 (n=202)	38.8%
35 to 54 (n=416)	45.0%
55 plus (n=382)	45.3%

*Note: Charts may not add up to 100 due to rounding

QUESTION – Should the Government of Canada be more welcoming, less welcoming or continue its current approach to refugees who cross the Canadian border from the United States to claim asylum in Canada?

Law enforcement presence at the Canadian border

Source: CTV News/Nanos Research, RDD dual frame hybrid telephone and online random survey, May 30th to June 3rd, 2018, n=1000, accurate 3.1 percentage points plus or minus, 19 times out of 20.



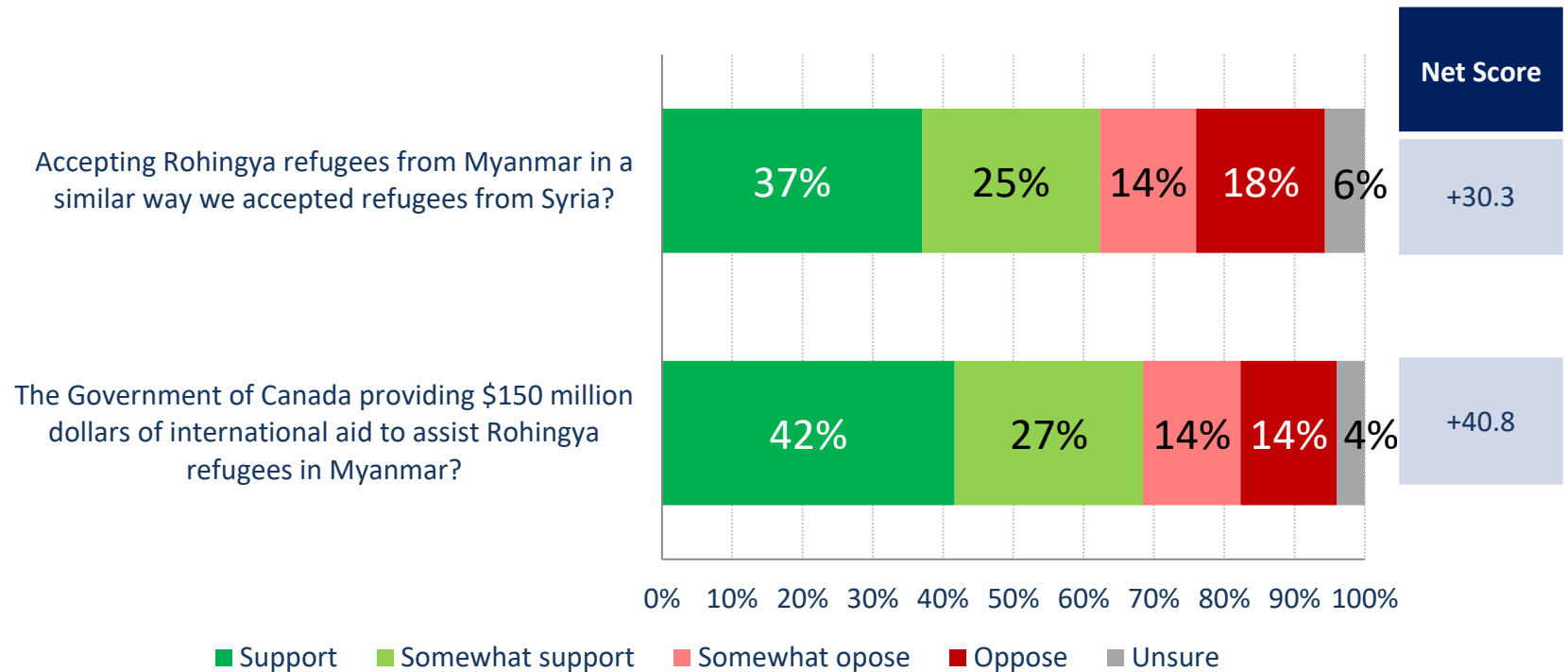
Subgroups	Too little presence
Atlantic (n=100)	44.5%
Quebec (n=250)	54.7%
Ontario (n=300)	58.4%
Prairies (n=200)	66.0%
British Columbia (n=150)	55.7%
Male (n=526)	60.0%
Female (n=474)	54.5%
18 to 34 (n=202)	47.7%
35 to 54 (n=416)	62.6%
55 plus (n=382)	59.1%

*Note: Charts may not add up to 100 due to rounding

QUESTION – Does Canada have too much, too little or about the right amount of law enforcement presence at the Canadian border to respond to so called “irregular border” crossings by refugees leaving the United States and seeking asylum in Canada?

Level of support for assisting Rohingya refugees

Source: CTV News/Nanos Research, RDD dual frame hybrid telephone to online random survey, May 30th to June 3rd, 2018, n=1000, accurate 3.1 percentage points plus or minus, 19 times out of 20.

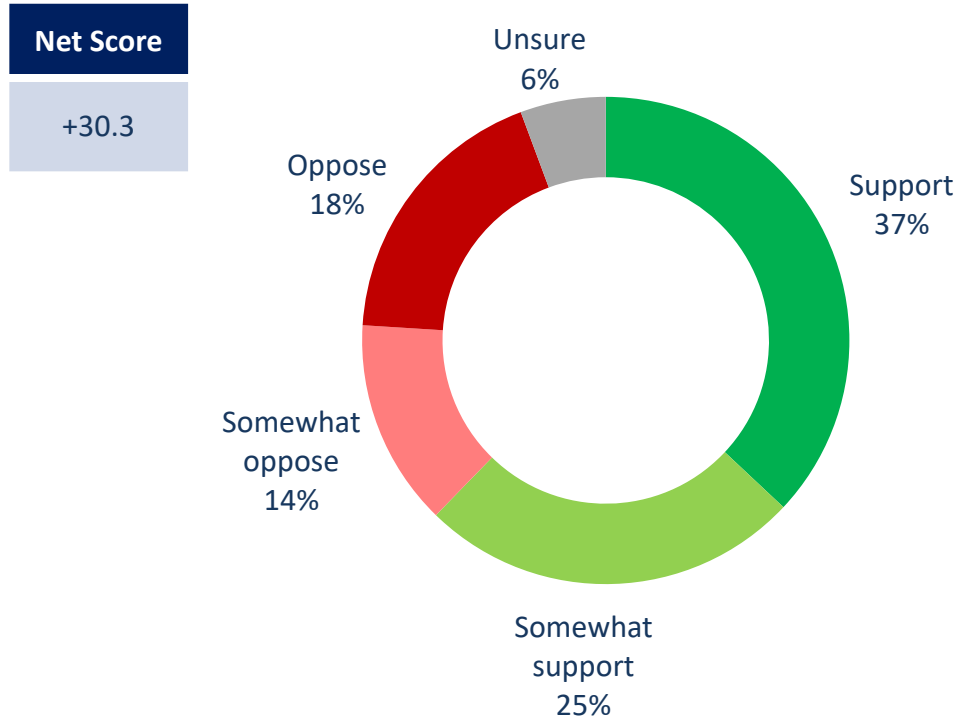


*Note: Charts may not add up to 100 due to rounding

QUESTION – Do you support, somewhat support, somewhat oppose or oppose the following: [ROTATE]

Level of support for accepting Rohingya refugees

Source: CTV News/Nanos Research, RDD dual frame hybrid telephone and online random survey, May 30th to June 3rd, 2018, n=1000, accurate 3.1 percentage points plus or minus, 19 times out of 20.



Subgroups	Support/ Somewhat Support
Atlantic (n=100)	62.5%
Quebec (n=250)	66.6%
Ontario (n=300)	62.9%
Prairies (n=200)	54.1%
British Columbia (n=150)	64.4%
Male (n=526)	54.0%
Female (n=474)	70.3%
18 to 34 (n=202)	64.6%
35 to 54 (n=416)	60.6%
55 plus (n=382)	62.1%

*Note: Charts may not add up to 100 due to rounding

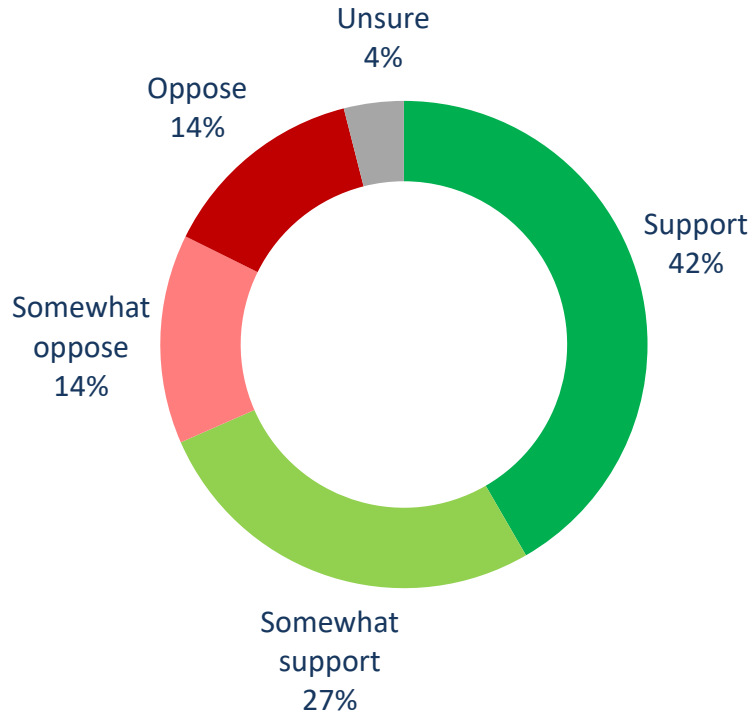
QUESTION – Do you support, somewhat support, somewhat oppose or oppose the following: [ROTATE]

Accepting Rohingya refugees from Myanmar in a similar way we accepted refugees from Syria?

Level of support for providing financial aid to Rohingya refugees

Source: CTV News/Nanos Research, RDD dual frame hybrid telephone and online random survey, May 30th to June 3rd, 2018, n=1000, accurate 3.1 percentage points plus or minus, 19 times out of 20.

Net Score
+40.8



Subgroups	Support/ Somewhat Support
Atlantic (n=100)	70.1%
Quebec (n=250)	69.2%
Ontario (n=300)	73.0%
Prairies (n=200)	60.5%
British Columbia (n=150)	67.5%
Male (n=526)	66.3%
Female (n=474)	70.4%
18 to 34 (n=202)	67.9%
35 to 54 (n=416)	65.0%
55 plus (n=382)	71.8%

*Note: Charts may not add up to 100 due to rounding

QUESTION – Do you support, somewhat support, somewhat oppose or oppose the following: [ROTATE]

The Government of Canada providing \$150 million dollars of international aid to assist Rohingya refugees in Myanmar?



Methodology

Nanos conducted an RDD dual frame (land- and cell-lines) hybrid telephone and online random survey of 1,000 Canadians, 18 years of age or older, between May 30th to June 3rd, 2018 as part of an omnibus survey. Participants were randomly recruited by telephone using live agents and administered a survey online. The sample included both land- and cell-lines across Canada. The results were statistically checked and weighted by age and gender using the latest Census information and the sample is geographically stratified to be representative of Canada.

Individuals randomly called using random digit dialling with a maximum of five call backs.

The margin of error for a random survey of 1,000 Canadians is ± 3.1 percentage points, 19 times out of 20.

This study was commissioned by CTV News and the research was conducted by Nanos Research.

Note: Charts may not add up to 100 due to rounding.

Technical Note

Element	Description	Element	Description
Organization who commissioned the research	CTV	Weighting of Data	The results were weighted by age and gender using the latest Census information (2016) and the sample is geographically stratified to ensure a distribution across all regions of Canada. See tables for full weighting disclosure
Final Sample Size	1,000 Randomly selected individuals.	Screening	Screening ensured potential respondents did not work in the market research industry, in the advertising industry, in the media or a political party prior to administering the survey to ensure the integrity of the data.
Margin of Error	±3.1 percentage points, 19 times out of 20.	Excluded Demographics	Individuals younger than 18 years old; individuals without land or cell line could not participate.
Mode of Survey	RDD dual frame (land- and cell-lines) hybrid telephone and online omnibus survey	Stratification	By age and gender using the latest Census information (2014) and the sample is geographically stratified to be representative of Canada. Smaller areas such as Atlantic Canada were marginally oversampled to allow for a minimum regional sample.
Sampling Method Base	The sample included both land- and cell-lines RDD (Random Digit Dialed) across Canada.	Estimated Response Rate	10 percent, consistent with industry norms.
Demographics (Captured)	Atlantic Canada, Quebec, Ontario, Prairies, British Columbia; Men and Women; 18 years and older. Six digit postal code was used to validate geography.	Question Order	Question order in the preceding report reflects the order in which they appeared in the original questionnaire.
Demographics (Other)	Age, gender, education, income	Question Content	This was module two of an omnibus survey. The previous module asked about unprompted national issues of concern.
Fieldwork/Validation	Live interviews with live supervision to validate work as per the MRIA Code of Conduct	Question Wording	The questions in the preceding report are written exactly as they were asked to individuals.
Number of Calls/	Maximum of five call backs.	Survey Company	Nanos Research
Time of Calls	Individuals were called between 12-5:30 pm and 6:30-9:30pm local time for the respondent.	Contact	Contact Nanos Research for more information or with any concerns or questions. http://www.nanos.co Telephone:(613) 234-4666 ext. Email: info@nanosresearch.com.
Field Dates	May 30 th to June 3 rd , 2018.		
Language of Survey	The survey was conducted in both English and French.		
Standards	This report meets the standards set forth by the MRIA which can be found here: https://mria-arim.ca/polling		



About Nanos

Nanos is one of North America's most trusted research and strategy organizations. Our team of professionals is regularly called upon by senior executives to deliver superior intelligence and market advantage whether it be helping to chart a path forward, managing a reputation or brand risk or understanding the trends that drive success. Services range from traditional telephone surveys, through to elite in-depth interviews, online research and focus groups. Nanos clients range from Fortune 500 companies through to leading advocacy groups interested in understanding and shaping the public landscape. Whether it is understanding your brand or reputation, customer needs and satisfaction, engaging employees or testing new ads or products, Nanos provides insight you can trust.



View our brochure

Nanos Research

North America Toll-free

1.888.737.5505

info@nanosresearch.com



Tabulations



2018-1213 – CTV/Nanos Survey – CTV May Omni – Refugees – STAT SHEET

			Region						Gender		Age		
			Canada 2018-05	Atlantic	Quebec	Ontario	Prairies	British Columbia	Male	Female	18 to 34	35 to 54	55 plus
Question - Should the Government of Canada be more welcoming, less welcoming or continue its current approach to refugees who cross the Canadian border from the United States to claim asylum in Canada?	Total	Unwgt N	1000	100	250	300	200	150	526	474	202	416	382
		Wgt N	1000	100	250	300	200	150	491	509	271	340	389
	More welcoming	%	14.1	16.2	17.0	15.1	8.1	13.7	13.8	14.3	18.0	14.4	11.0
	Less welcoming	%	43.4	41.1	39.0	43.6	51.2	41.6	49.2	37.9	38.8	45.0	45.3
	Continue its current approach	%	36.1	34.4	42.0	34.6	30.9	37.5	30.7	41.4	36.1	35.1	37.1
	Unsure	%	6.4	8.3	2.0	6.7	9.9	7.2	6.3	6.4	7.2	5.5	6.6

			Region						Gender		Age		
			Canada 2018-05	Atlantic	Quebec	Ontario	Prairies	British Columbia	Male	Female	18 to 34	35 to 54	55 plus
Question - Does Canada have too much, too little or about the right amount of law enforcement presence at the Canadian border to respond to so called "irregular border" crossings by refugees leaving the United States and seeking asylum in Canada.	Total	Unwgt N	1000	100	250	300	200	150	526	474	202	416	382
		Wgt N	1000	100	250	300	200	150	491	509	271	340	389
	Too much presence	%	2.0	2.9	2.3	2.2	1.1	2.0	1.7	2.3	3.7	1.9	0.9
	Too little presence	%	57.2	44.5	54.7	58.4	66.0	55.7	60.0	54.5	47.7	62.6	59.1
	Right amount of presence	%	29.1	38.0	31.9	27.5	23.9	28.5	28.1	30.0	35.2	24.6	28.7
	Unsure	%	11.7	14.6	11.2	12.0	9.0	13.7	10.2	13.2	13.4	10.9	11.2

Nanos conducted an RDD dual frame (land- and cell- lines) hybrid telephone and online random survey of 1,000 Canadians, 18 years of age or older, between May 30th and June 3rd, 2018. The margin of error for a random survey of 1,000 Canadians is accurate ±3.1 percentage points, 19 times out of 20.

2018-1213 – CTV/Nanos Survey – CTV May Omni – Refugees – STAT SHEET

Do you support, somewhat support, somewhat oppose or oppose the following: [ROTATE]

			Region						Gender		Age		
			Canada 2018-05	Atlantic	Quebec	Ontario	Prairies	British Columbia	Male	Female	18 to 34	35 to 54	55 plus
Question - Accepting Rohingya refugees from Myanmar in a similar way we accepted refugees from Syria	Total	Unwgt N	1000	100	250	300	200	150	526	474	202	416	382
		Wgt N	1000	100	250	300	200	150	491	509	271	340	389
	Support	%	37.0	34.7	39.2	40.2	32.5	34.4	31.1	42.7	40.3	35.7	35.8
	Somewhat support	%	25.3	27.8	27.4	22.7	21.6	30.0	22.9	27.6	24.3	24.9	26.3
	Somewhat oppose	%	13.7	13.1	15.4	11.1	15.5	14.2	15.4	12.1	10.1	14.5	15.5
	Oppose	%	18.3	20.2	9.5	21.1	25.1	17.1	24.0	12.9	19.4	18.4	17.6
	Unsure	%	5.7	4.3	8.4	4.9	5.2	4.3	6.7	4.6	6.0	6.5	4.7

Do you support, somewhat support, somewhat oppose or oppose the following: [ROTATE]

			Region						Gender		Age		
			Canada 2018-05	Atlantic	Quebec	Ontario	Prairies	British Columbia	Male	Female	18 to 34	35 to 54	55 plus
Question - The Government of Canada providing \$150 million dollars of international aid to assist Rohingya refugees in Myanmar	Total	Unwgt N	1000	100	250	300	200	150	526	474	202	416	382
		Wgt N	1000	100	250	300	200	150	491	509	271	340	389
	Support	%	41.6	42.4	42.8	48.5	30.9	39.9	38.8	44.4	41.3	37.8	45.2
	Somewhat support	%	26.8	27.7	26.4	24.5	29.6	27.6	27.5	26.0	26.6	27.2	26.6
	Somewhat oppose	%	13.9	13.6	14.6	8.6	18.2	17.7	12.7	15.1	11.8	16.7	12.9
	Oppose	%	13.7	13.4	12.1	14.9	15.8	11.5	15.2	12.3	14.2	15.2	12.1
	Unsure	%	4.0	3.0	4.1	3.5	5.5	3.3	5.8	2.2	6.1	3.1	3.2

Nanos conducted an RDD dual frame (land- and cell- lines) hybrid telephone and online random survey of 1,000 Canadians, 18 years of age or older, between May 30th and June 3rd, 2018. The margin of error for a random survey of 1,000 Canadians is accurate ±3.1 percentage points, 19 times out of 20.