

# Canadians want to proceed with the Trans Mountain pipeline expansion despite concerns that the Alberta-British Columbia conflict will negatively impact the federation

National survey released May, 2018  
Project 2018-1202-3



**THE  
GLOBE  
AND  
MAIL**



**NANOS**



**NEWS**

# Summary

A comfortable majority of Canadians support or somewhat support the proposed Trans Mountain pipeline expansion, and support or somewhat support the project going ahead despite objections and environmental concerns from the British Columbia government. Canadians are generally opposed or somewhat oppose any punitive action from Alberta towards British Columbia if they continue to block the expansion, and a comfortable majority of Canadians are concerned or somewhat concerned that the conflict between the Alberta and BC governments will negatively the federation as a whole.

- **More than six in ten Canadians say the economy and the environment should be given equal consideration when it comes to pipeline construction** – Sixty-one per cent of Canadians say that when it comes to the construction of pipelines, both the economy and the environment should be considered equally. Just under one in four (24%) say environmental concerns such as spills and emissions are more important than economic ones, while 14 per cent say economic concerns such as jobs are more important than environmental concerns. One per cent are unsure.
- **The vast majority of Canadians have heard of the Trans Mountain pipeline project expansion** – Nearly all Canadians (96%) say they have heard of the Trans Mountain pipeline project expansion proposed by Kinder Morgan, while four per cent say they have not.
- **Just over two in three Canadians support or somewhat support the proposed expansion of the Trans Mountain pipeline** – More than two thirds of Canadians support (47%) or somewhat support (20%) the proposed expansion of the Trans Mountain pipeline that runs between Alberta's oil sands and ports in British Columbia, while 11 per cent somewhat oppose and 16 per cent oppose this. Six per cent are unsure.
- **More than one in two Canadians think the Trans Mountain pipeline extension is both a regional and national economic issue** – More than half of Canadians (57%) think the Trans Mountain pipeline extension is both a regional and national economic issue, while 27 per cent think it is more of a national economic issue, and 13 per cent think it is a regional economic issue. Three per cent are unsure.
- **Nearly six in ten Canadians support or somewhat support the Trans Mountain pipeline project going ahead despite environmental concerns raised by the BC government** – Just under six in ten Canadians support (37%) or somewhat support (19%) the Trans Mountain pipeline project going ahead despite environmental concerns being raised by the Government of British Columbia, while 12 per cent somewhat oppose and 27 per cent oppose this. Four per cent are unsure.



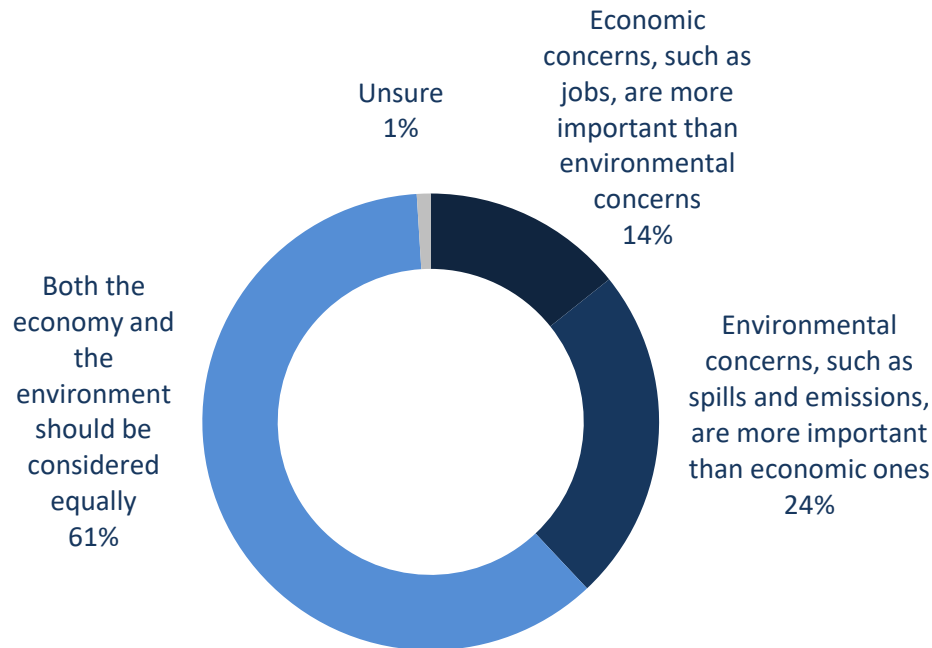
- **More than six in ten Canadians support or somewhat support the Canadian government approving the Trans Mountain pipeline over the objections of the BC government** – Just over six in ten Canadians support (43%) or somewhat support (17%) the Government of Canada approving the Trans Mountain pipeline over the objections of the Government of British Columbia, while 11 per cent somewhat oppose and 24 per cent oppose this. Five per cent are unsure.
- **More than two in three Canadians oppose or somewhat oppose the Canadian government providing tax payers' dollars to Kinder Morgan for the Trans Mountain expansion** – Over two thirds of Canadians oppose (47%) or somewhat oppose (20%) the Government of Canada providing tax payers' dollars to Kinder Morgan to expand the Trans Mountain pipeline. Eighteen per cent somewhat support this, while 10 per cent support it, and six per cent are unsure.
- **Canadians are divided over their support for federal or provincial governments directly investing in pipeline projects** – Just under half of Canadians support (21%) or somewhat support (28%) federal or provincial governments directly investing in pipeline projects, while 16 per cent somewhat oppose this and 28 per cent oppose it. Seven per cent are unsure.
- **More than half of Canadians oppose or somewhat oppose the Alberta government shutting down supplies of oil and gas to BC if the BC government continues to block the proposed Trans Mountain expansion** – More than one in two Canadians oppose (40%) or somewhat oppose (16%) the Government of Alberta shutting down supplies of oil and gas to the province of British Columbia if the Government of British Columbia continues to block the proposed expansion of the Trans Mountain pipeline project, while 14 per cent somewhat support this and 25 per cent support this. Five per cent are unsure.
- **A comfortable majority of Canadians are concerned or somewhat concerned that the conflict between the Alberta and BC governments will negatively impact how Canada as a federation** – More than six in ten Canadians are concerned (30%) or somewhat concerned (35%) that the conflict between the Alberta and B.C. governments will have a negative impact on how Canada functions as a federation, while 14 per cent are somewhat not concerned and 19 per cent are not concerned. Two per cent are unsure.

Nanos conducted an RDD dual frame (land- and cell-lines) hybrid telephone and online random survey of 1,000 Canadians, 18 years of age or older, between April 28<sup>th</sup> and May 4<sup>th</sup>, 2018 as part of an omnibus survey. Participants were randomly recruited by telephone using live agents and administered a survey online. The margin of error for a random survey of 1,000 Canadians is  $\pm 3.1$  percentage points, 19 times out of 20.

The research was commissioned by the Globe and Mail and CTV News and was conducted by Nanos Research.

# Views of pipeline construction

Source: Nanos Research, RDD dual frame hybrid telephone and online random survey, April 28<sup>th</sup> to May 4<sup>th</sup>, 2018, n=1000, accurate 3.1 percentage points plus or minus, 19 times out of 20.



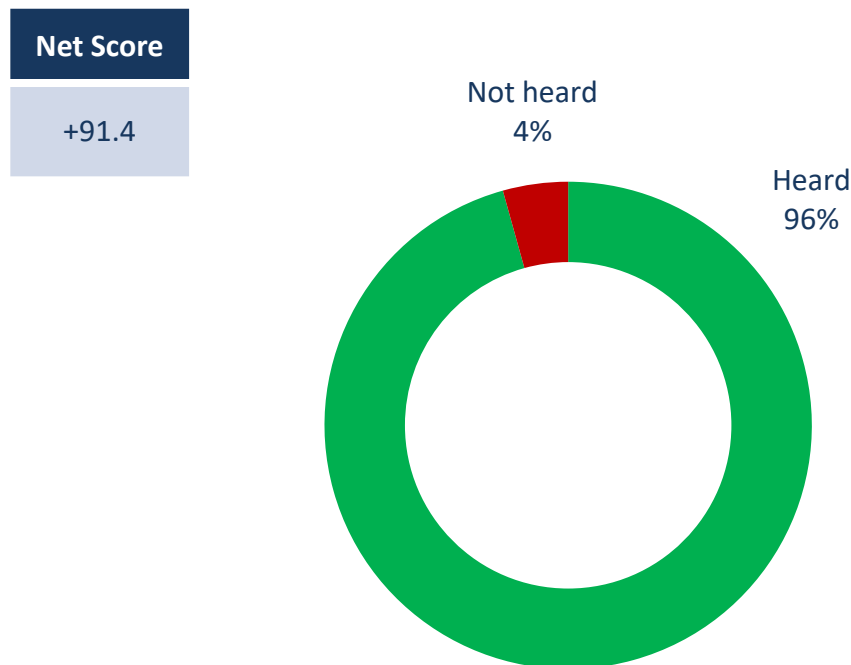
Subgroups	Both should be considered equally
Atlantic (n=100)	66.5%
Quebec (n=250)	59.8%
Ontario (n=300)	62.0%
Prairies (n=200)	64.7%
British Columbia (n=150)	52.5%
Male (n=502)	60.4%
Female (n=498)	61.6%
18 to 34 (n=217)	53.6%
35 to 54 (n=384)	63.8%
55 plus (n=399)	63.8%

**\*Note:** Charts may not add up to 100 due to rounding

**QUESTION** – When it comes to the construction of pipelines, which of the following is closest to your view?

# Knowledge of Trans Mountain pipeline

Source: Nanos Research, RDD dual frame hybrid telephone and online random survey, April 28<sup>th</sup> to May 4<sup>th</sup>, 2018, n=1000, accurate 3.1 percentage points plus or minus, 19 times out of 20.



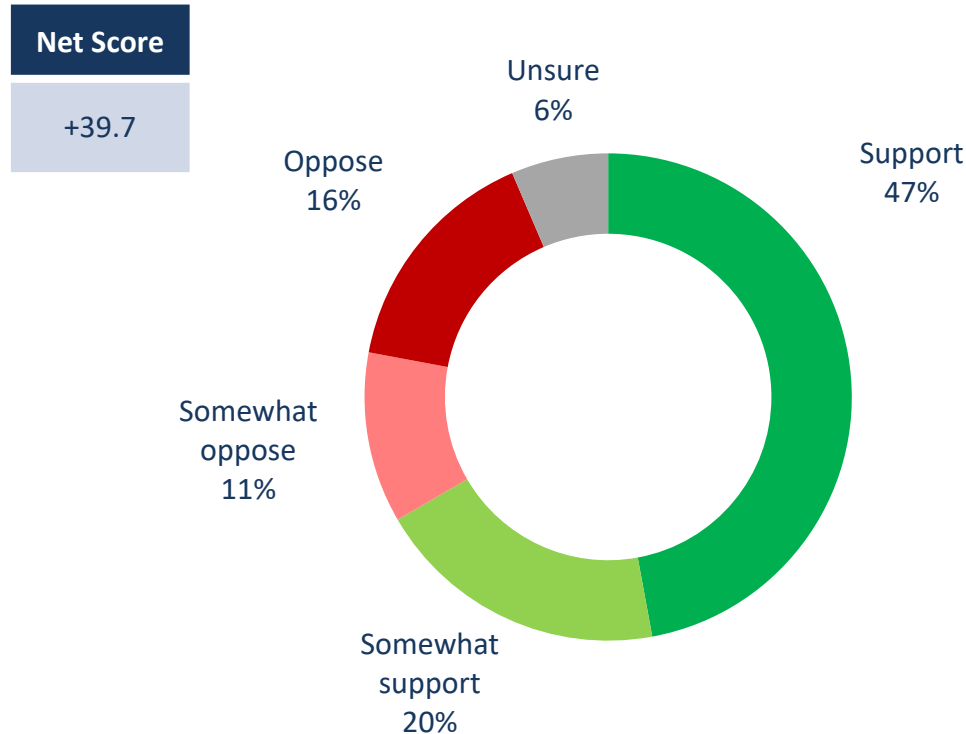
Subgroups	Heard
Atlantic (n=100)	98.2%
Quebec (n=250)	89.5%
Ontario (n=300)	96.4%
Prairies (n=200)	97.9%
British Columbia (n=150)	100.0%
Male (n=502)	97.7%
Female (n=498)	93.7%
18 to 34 (n=217)	92.8%
35 to 54 (n=384)	96.8%
55 plus (n=399)	96.8%

**\*Note:** Charts may not add up to 100 due to rounding

**QUESTION** – Have you heard or not heard of the Trans Mountain pipeline project expansion proposed by Kinder Morgan which would go from Alberta’s oil sands to ports in British Columbia?

# Support of Trans Mountain pipeline expansion

Source: Nanos Research, RDD dual frame hybrid telephone and online random survey, April 28<sup>th</sup> to May 4<sup>th</sup>, 2018, n=1000, accurate 3.1 percentage points plus or minus, 19 times out of 20.



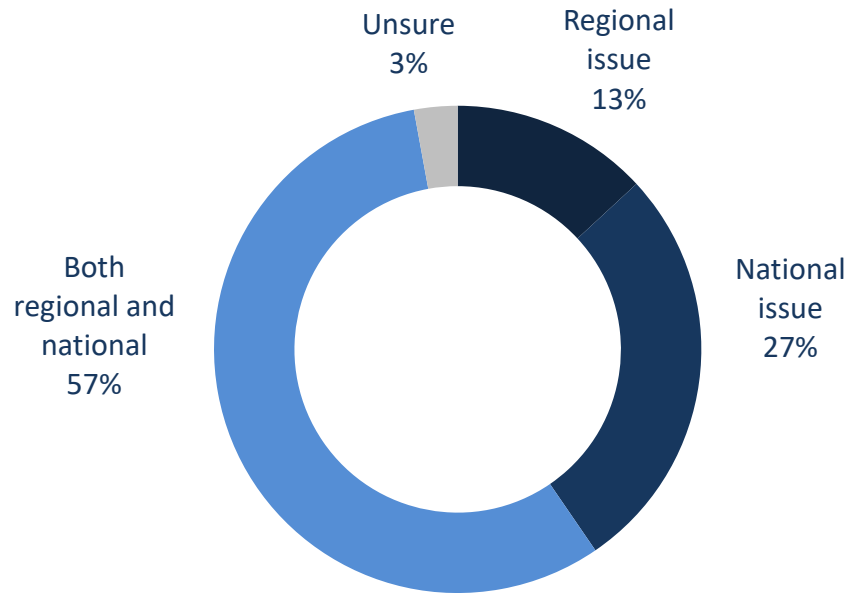
Subgroups	Support/ Somewhat support
Atlantic (n=100)	73.0%
Quebec (n=250)	54.9%
Ontario (n=300)	66.6%
Prairies (n=200)	83.6%
British Columbia (n=150)	59.1%
Male (n=502)	75.2%
Female (n=498)	58.3%
18 to 34 (n=217)	55.6%
35 to 54 (n=384)	67.2%
55 plus (n=399)	73.7%

**\*Note: Charts may not add up to 100 due to rounding**

**QUESTION** – Do you support, somewhat support, somewhat oppose or oppose the proposed expansion of the Trans Mountain pipeline that runs between Alberta’s oil sands and ports in British Columbia?

# Views of economic jurisdiction

Source: Nanos Research, RDD dual frame hybrid telephone and online random survey, April 28<sup>th</sup> to May 4<sup>th</sup>, 2018, n=1000, accurate 3.1 percentage points plus or minus, 19 times out of 20.



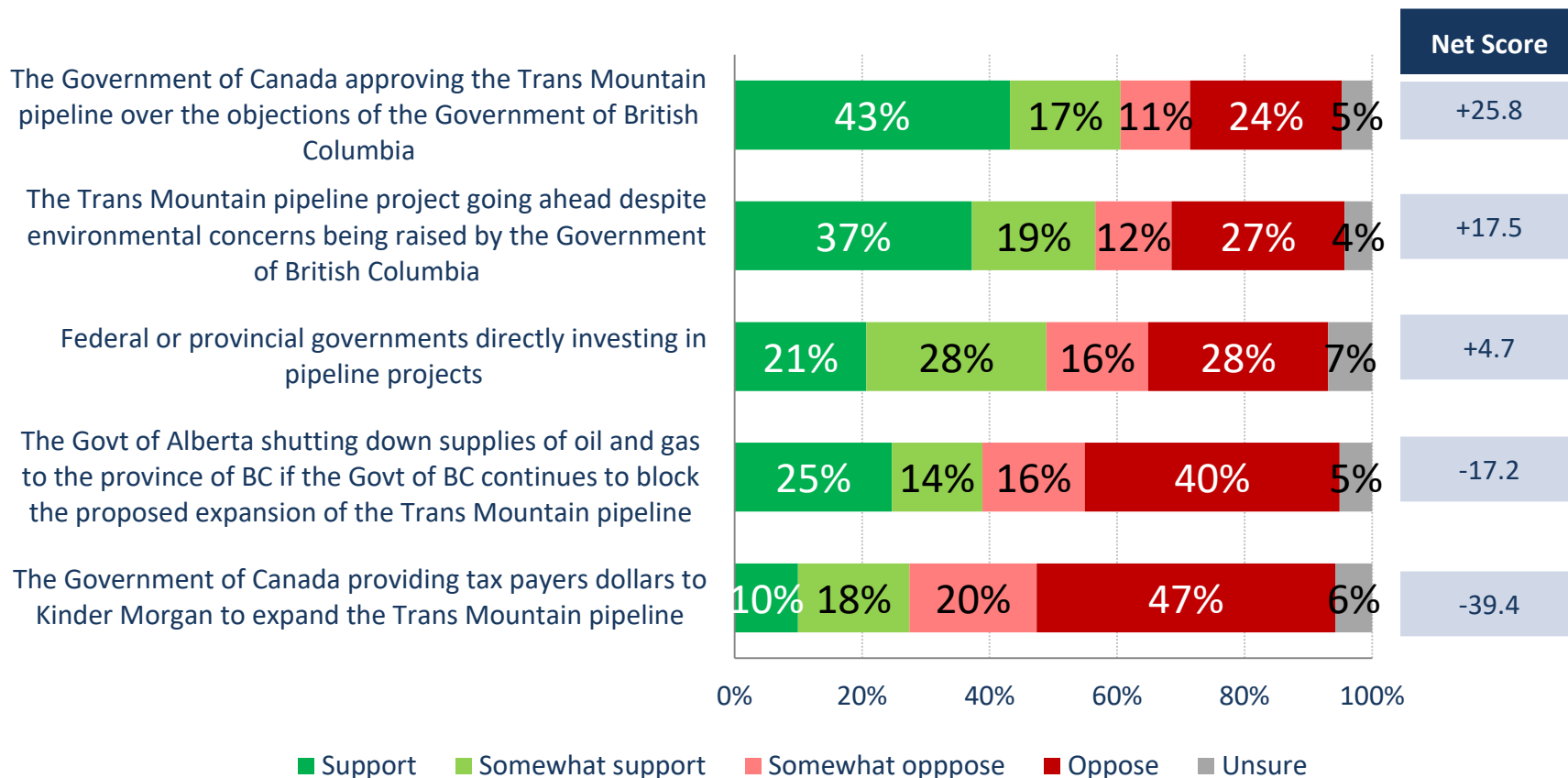
Subgroups	Both regional and national
Atlantic (n=100)	52.8%
Quebec (n=250)	48.0%
Ontario (n=300)	59.0%
Prairies (n=200)	60.5%
British Columbia (n=150)	63.9%
Male (n=502)	55.0%
Female (n=498)	58.3%
18 to 34 (n=217)	51.2%
35 to 54 (n=384)	59.2%
55 plus (n=399)	58.4%

**\*Note:** Charts may not add up to 100 due to rounding

**QUESTION** – Do you think the Trans Mountain pipeline extension is [ROTATE] more of a regional economic issue, OR more of a national economic issue?

# Support for Trans Mountain and pipeline projects

Source: Nanos Research, RDD dual frame hybrid telephone and online random survey, April 28<sup>th</sup> to May 4<sup>th</sup>, 2018, n=1000, accurate 3.1 percentage points plus or minus, 19 times out of 20.



\*Note: Charts may not add up to 100 due to rounding

**QUESTION** – Do you support, somewhat support, somewhat oppose or oppose the following [RANDOMIZE]



THE GLOBE AND MAIL\*

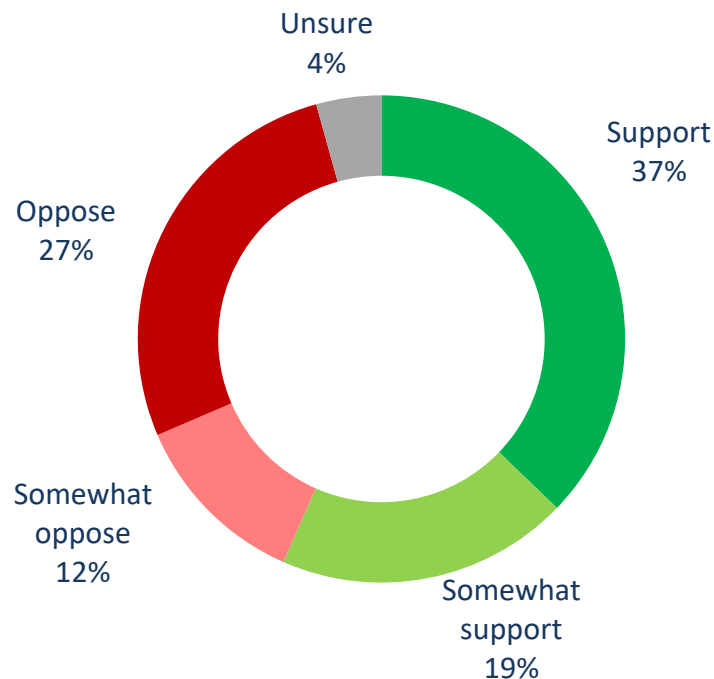
NANOS SURVEY



# Support for Trans Mountain despite environmental concerns

Source: Nanos Research, RDD dual frame hybrid telephone and online random survey, April 28<sup>th</sup> to May 4<sup>th</sup>, 2018, n=1000, accurate 3.1 percentage points plus or minus, 19 times out of 20.

**Net Score**  
**+17.5**



Subgroups	Support/ Somewhat support
Atlantic (n=100)	60.7%
Quebec (n=250)	38.8%
Ontario (n=300)	57.6%
Prairies (n=200)	77.9%
British Columbia (n=150)	53.2%
Male (n=502)	65.7%
Female (n=498)	47.9%
18 to 34 (n=217)	44.6%
35 to 54 (n=384)	57.3%
55 plus (n=399)	64.4%

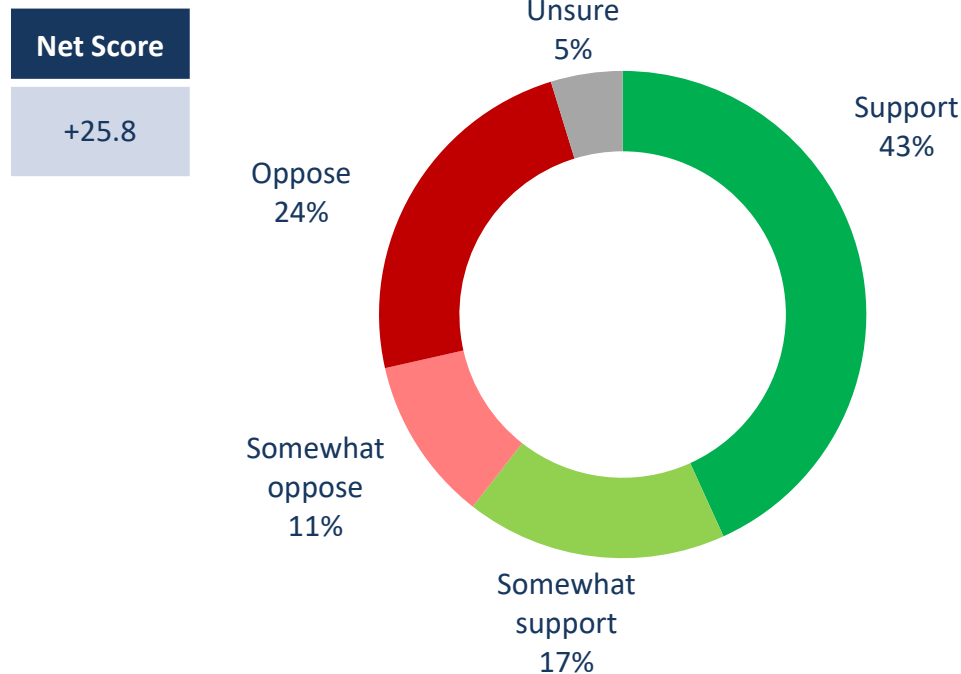
**\*Note: Charts may not add up to 100 due to rounding**

**QUESTION** – Do you support, somewhat support, somewhat oppose or oppose the following [RANDOMIZE]?

**Trans Mountain pipeline project going ahead despite environmental concerns being raised by the Government of British Columbia**

# Support for Canada's decision to approve Trans Mountain pipeline

Source: Nanos Research, RDD dual frame hybrid telephone and online random survey, April 28<sup>th</sup> to May 4<sup>th</sup>, 2018, n=1000, accurate 3.1 percentage points plus or minus, 19 times out of 20.



Subgroups	Support/ Somewhat support
Atlantic (n=100)	64.9%
Quebec (n=250)	42.3%
Ontario (n=300)	63.0%
Prairies (n=200)	79.4%
British Columbia (n=150)	57.9%
Male (n=502)	70.0%
Female (n=498)	51.4%
18 to 34 (n=217)	48.3%
35 to 54 (n=384)	61.5%
55 plus (n=399)	68.3%

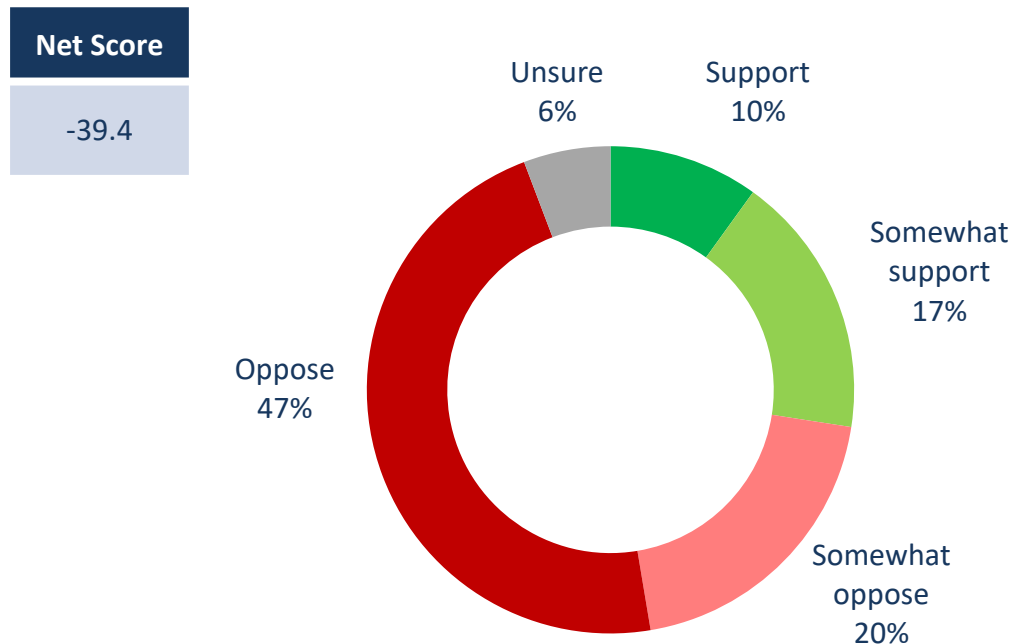
\*Note: Charts may not add up to 100 due to rounding

**QUESTION** – Do you support, somewhat support, somewhat oppose or oppose the following [RANDOMIZE]?

**Government of Canada approving the Trans Mountain pipeline over the objections of the Government of British Columbia**

# Support for tax dollars going to Kinder Morgan

Source: Nanos Research, RDD dual frame hybrid telephone and online random survey, April 28<sup>th</sup> to May 4<sup>th</sup>, 2018, n=1000, accurate 3.1 percentage points plus or minus, 19 times out of 20.



Subgroups	Support/ Somewhat support
Atlantic (n=100)	24.6%
Quebec (n=250)	16.5%
Ontario (n=300)	30.9%
Prairies (n=200)	41.9%
British Columbia (n=150)	21.3%
Male (n=502)	28.2%
Female (n=498)	26.7%
18 to 34 (n=217)	24.0%
35 to 54 (n=384)	25.6%
55 plus (n=399)	31.5%

**\*Note:** Charts may not add up to 100 due to rounding

**QUESTION** – Do you support, somewhat support, somewhat oppose or oppose the following [RANDOMIZE]?

**Government of Canada providing tax payers dollars to Kinder Morgan to expand the Trans Mountain pipeline**

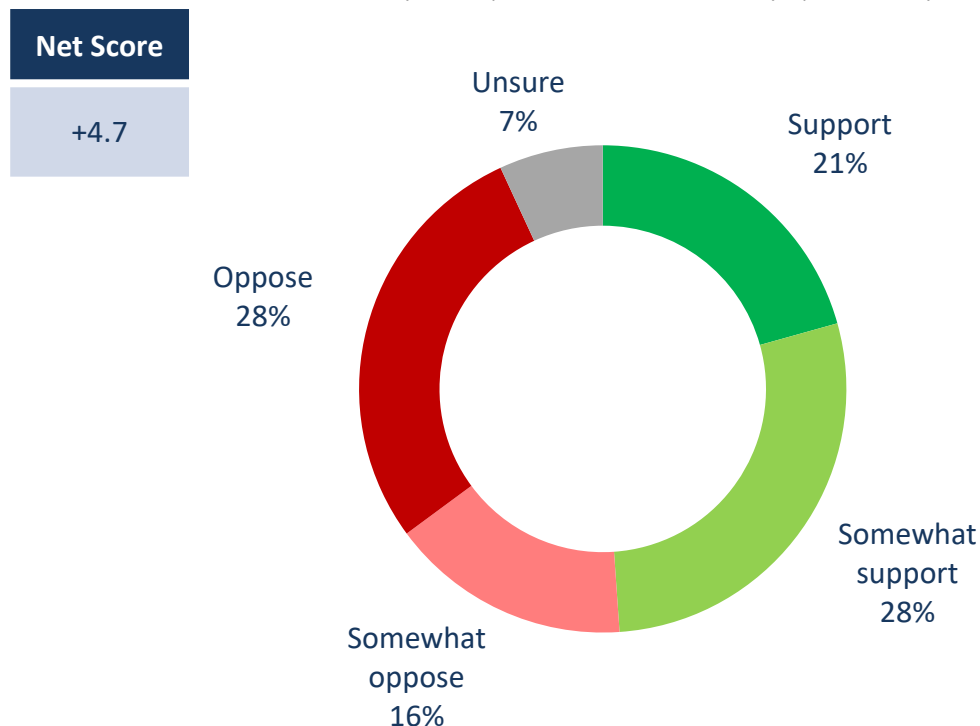


THE GLOBE AND MAIL



# Support for government investment in pipeline projects

Source: Nanos Research, RDD dual frame hybrid telephone and online random survey, April 28<sup>th</sup> to May 4<sup>th</sup>, 2018, n=1000, accurate 3.1 percentage points plus or minus, 19 times out of 20.



Subgroups	Support/ Somewhat support
Atlantic (n=100)	48.7%
Quebec (n=250)	40.6%
Ontario (n=300)	53.0%
Prairies (n=200)	62.1%
British Columbia (n=150)	36.9%
Male (n=502)	50.1%
Female (n=498)	47.8%
18 to 34 (n=217)	45.1%
35 to 54 (n=384)	49.2%
55 plus (n=399)	51.3%

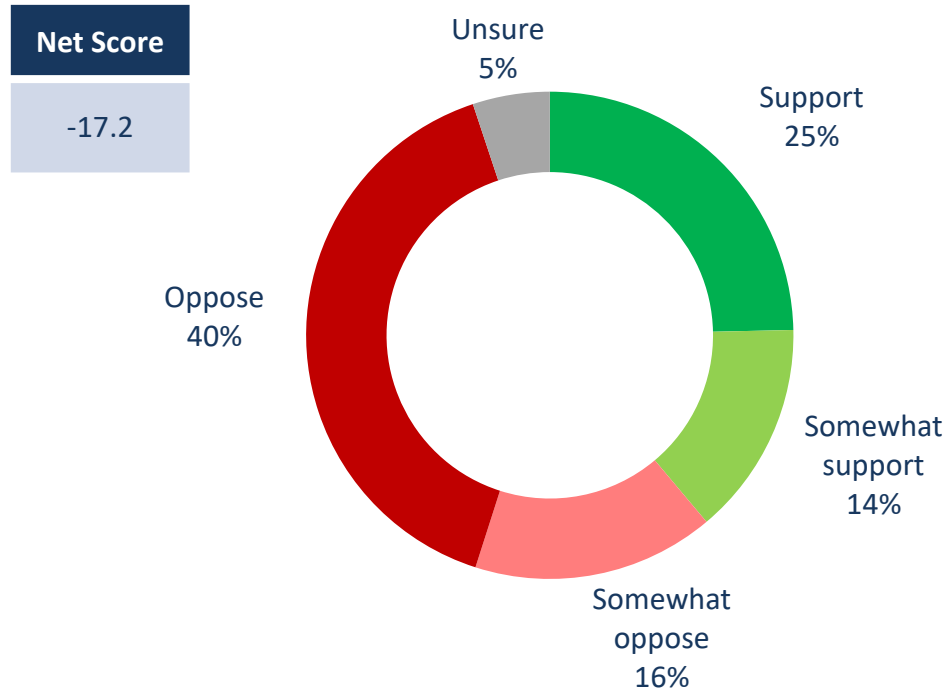
**\*Note:** Charts may not add up to 100 due to rounding

**QUESTION** – Do you support, somewhat support, somewhat oppose or oppose the following [RANDOMIZE]?

Federal or provincial governments directly investing in pipeline projects

# Support for Alberta retaliating against British Columbia

Source: Nanos Research, RDD dual frame hybrid telephone and online random survey, April 28<sup>th</sup> to May 4<sup>th</sup>, 2018, n=1000, accurate 3.1 percentage points plus or minus, 19 times out of 20.



Subgroups	Support/ Somewhat support
Atlantic (n=100)	31.0%
Quebec (n=250)	27.5%
Ontario (n=300)	36.4%
Prairies (n=200)	66.8%
British Columbia (n=150)	30.8%
Male (n=502)	46.6%
Female (n=498)	31.5%
18 to 34 (n=217)	34.5%
35 to 54 (n=384)	39.0%
55 plus (n=399)	41.7%

\*Note: Charts may not add up to 100 due to rounding

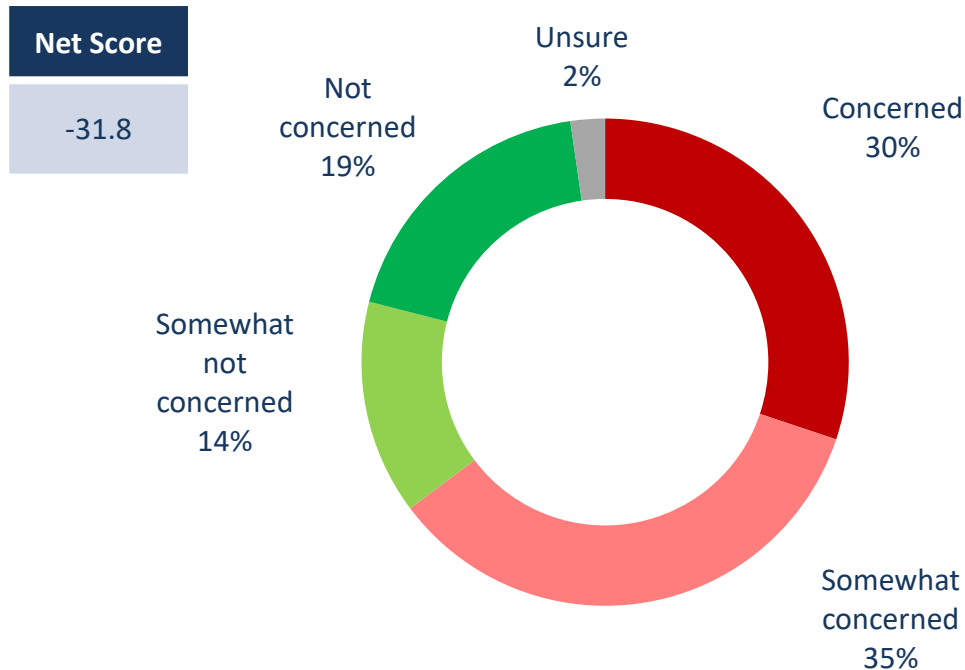
**QUESTION** – Do you support, somewhat support, somewhat oppose or oppose the following [RANDOMIZE]?

The Government of Alberta shutting down supplies of oil and gas to the province of British Columbia if the Government of British Columbia continues to block the proposed expansion of the Trans Mountain pipeline project



# Concern with conflict between Alberta and B.C. governments

Source: Nanos Research, RDD dual frame hybrid telephone and online random survey, April 28<sup>th</sup> to May 4<sup>th</sup>, 2018, n=1000, accurate 3.1 percentage points plus or minus, 19 times out of 20.



Subgroups	Concerned/ Somewhat concerned
Atlantic (n=100)	62.2%
Quebec (n=250)	56.9%
Ontario (n=300)	66.4%
Prairies (n=200)	72.6%
British Columbia (n=150)	65.8%
Male (n=502)	61.5%
Female (n=498)	68.0%
18 to 34 (n=217)	61.8%
35 to 54 (n=384)	58.7%
55 plus (n=399)	72.1%

**\*Note:** Charts may not add up to 100 due to rounding

**QUESTION** – Are you concerned, somewhat concerned, somewhat not concerned or not concerned that the conflict between the Alberta and B.C. governments will have a negative impact on how Canada functions as a federation?



## Methodology

# Methodology

Nanos conducted an RDD dual frame (land- and cell-lines) hybrid telephone and online random survey of 1,000 Canadians, 18 years of age or older, between April 28<sup>th</sup> and May 4<sup>th</sup>, 2018 as part of an omnibus survey. Participants were randomly recruited by telephone using live agents and administered a survey online. The results were statistically checked and weighted by age and gender using the latest Census information and the sample is geographically stratified to be representative of Canada.

Individuals were randomly called using random digit dialling with a maximum of five call backs.

The margin of error for a random survey of 1,000 Canadians is  $\pm 3.1$  percentage points, 19 times out of 20.

The research was commissioned by the Globe and Mail and CTV News and was conducted by Nanos Research.

Note: Charts may not add up to 100 due to rounding.



# Technical Note

Element	Description
Organization who commissioned the research	The Globe and Mail and CTV News.
Final Sample Size	1000 Randomly selected individuals.
Margin of Error	±3.1 percentage points, 19 times out of 20.
Mode of Survey	RDD dual frame (land- and cell-lines) hybrid telephone and online omnibus survey
Sampling Method Base	The sample included both land- and cell-lines RDD (Random Digit Dialed) across Canada.
Demographics (Captured)	Atlantic Canada, Quebec, Ontario, Prairies, British Columbia; Men and Women; 18 years and older. Six digit postal code was used to validate geography.
Fieldwork/Validation	Live interviews with live supervision to validate work as per the MRIA Code of Conduct
Number of Calls	Maximum of five call backs.
Time of Calls	Individuals were called between 12-5:30 pm and 6:30-9:30pm local time for the respondent.
Field Dates	April 28 <sup>th</sup> to May 4 <sup>th</sup> , 2018.
Language of Survey	The survey was conducted in both English and French.

Element	Description
Weighting of Data	The results were weighted by age and gender using the latest Census information (2016) and the sample is geographically stratified to ensure a distribution across all regions of Canada. See tables for full weighting disclosure
Screening	Screening ensured potential respondents did not work in the market research industry, in the advertising industry, in the media or a political party prior to administering the survey to ensure the integrity of the data.
Excluded Demographics	Individuals younger than 18 years old; individuals without land or cell lines could not participate.
Stratification	By age and gender using the latest Census information (2016) and the sample is geographically stratified to be representative of Canada. Smaller areas such as Atlantic Canada were marginally oversampled to allow for a minimum regional sample.
Estimated Response Rate	12 percent, consistent with industry norms.
Question Order	Question order in the preceding report reflects the order in which they appeared in the original questionnaire.
Question Content	This was module two of an omnibus survey. The previous module asked about unprompted national issues of concern.
Question Wording	The questions in the preceding report are written exactly as they were asked to individuals.
Survey Company	Nanos Research
Contact	Contact Nanos Research for more information or with any concerns or questions. <a href="http://www.nanosresearch.com">http://www.nanosresearch.com</a> Telephone:(613) 234-4666 ext. Email: info@nanosresearch.com.

# About Nanos

Nanos is one of North America's most trusted research and strategy organizations. Our team of professionals is regularly called upon by senior executives to deliver superior intelligence and market advantage whether it be helping to chart a path forward, managing a reputation or brand risk or understanding the trends that drive success. Services range from traditional telephone surveys, through to elite in-depth interviews, online research and focus groups. Nanos clients range from Fortune 500 companies through to leading advocacy groups interested in understanding and shaping the public landscape. Whether it is understanding your brand or reputation, customer needs and satisfaction, engaging employees or testing new ads or products, Nanos provides insight you can trust.



View our brochure

## **Nanos Research**

North America Toll-free

1.888.737.5505

[info@nanosresearch.com](mailto:info@nanosresearch.com)





# Tabulations



THE GLOBE AND MAIL



## 2018-1202 – CTV/Globe/Nanos Survey – Trans Mountain Pipeline - STAT SHEET

			Region						Gender		Age		
			Canada 2018-04	Atlantic	Quebec	Ontario	Prairies	British Columbia	Male	Female	18 to 34	35 to 54	55 plus
Question - When it comes to the construction of pipelines, which of the following is closest to your view? [RANDOMIZE]	Total	Unwgt N	1000	100	250	300	200	150	502	498	217	384	399
		Wgt N	1000	100	250	300	200	150	491	509	271	340	389
	Economic concerns, such as jobs, are more important than environmental concerns	%	14.3	9.5	10.7	14.6	22.9	11.1	18.3	10.4	14.4	13.3	15.0
	Environmental concerns, such as spills and emissions, are more important than economic ones	%	23.7	22.8	29.0	22.4	11.5	34.4	20.6	26.8	31.2	21.9	20.2
	Both the economy and the environment should be considered equally	%	61.0	66.5	59.8	62.0	64.7	52.5	60.4	61.6	53.6	63.8	63.8
	Unsure	%	1.0	1.3	0.4	1.0	0.8	2.0	0.8	1.2	0.8	1.1	1.0

Nanos conducted an RDD dual frame (land- and cell- lines) hybrid telephone and online random survey of 1,000 Canadians, 18 years of age or older, between April 28<sup>th</sup> and May 4<sup>th</sup>, 2018. The margin of error for a random survey of 1,000 Canadians is  $\pm 3.1$  percentage points, 19 times out of 20.

[www.nanos.co](http://www.nanos.co)

## 2018-1202 – CTV/Globe/Nanos Survey – Trans Mountain Pipeline - STAT SHEET

			Region						Gender		Age		
			Canada 2018-04	Atlantic	Quebec	Ontario	Prairies	British Columbia	Male	Female	18 to 34	35 to 54	55 plus
Question - Have you heard or not heard of the Trans Mountain pipeline project expansion proposed by Kinder Morgan which would go from Alberta's oil sands to ports in British Columbia?	Total	Unwgt N	1000	100	250	300	200	150	502	498	217	384	399
		Wgt N	1000	100	250	300	200	150	491	509	271	340	389
	Heard	%	95.7	98.2	89.5	96.4	97.9	100.0	97.7	93.7	92.8	96.8	96.8
	Not heard	%	4.3	1.8	10.5	3.6	2.1	0.0	2.3	6.3	7.2	3.2	3.2

			Region						Gender		Age		
			Canada 2018-04	Atlantic	Quebec	Ontario	Prairies	British Columbia	Male	Female	18 to 34	35 to 54	55 plus
Question - Do you support, somewhat support, somewhat oppose or oppose the proposed expansion of the Trans Mountain pipeline that runs between Alberta's oil sands and ports in British Columbia?	Total	Unwgt N	1000	100	250	300	200	150	502	498	217	384	399
		Wgt N	1000	100	250	300	200	150	491	509	271	340	389
	Support	%	47.1	43.9	31.2	46.3	70.9	45.6	57.0	37.6	36.1	46.5	55.3
	Somewhat support	%	19.5	29.1	23.7	20.3	12.7	13.5	18.2	20.7	19.5	20.7	18.4
	Somewhat oppose	%	11.3	7.5	18.9	9.8	6.0	11.6	8.5	14.0	10.5	13.4	10.1
	Oppose	%	15.6	15.0	16.6	15.7	5.8	27.3	13.7	17.4	22.1	12.8	13.6
	Unsure	%	6.4	4.5	9.6	7.9	4.6	2.0	2.5	10.2	11.7	6.7	2.6

Nanos conducted an RDD dual frame (land- and cell- lines) hybrid telephone and online random survey of 1,000 Canadians, 18 years of age or older, between April 28<sup>th</sup> and May 4<sup>th</sup>, 2018. The margin of error for a random survey of 1,000 Canadians is  $\pm 3.1$  percentage points, 19 times out of 20.

[www.nanos.co](http://www.nanos.co)

## 2018-1202 – CTV/Globe/Nanos Survey – Trans Mountain Pipeline - STAT SHEET

			Region						Gender		Age		
			Canada 2018-04	Atlantic	Quebec	Ontario	Prairies	British Columbia	Male	Female	18 to 34	35 to 54	55 plus
Question - Do you think the Trans Mountain pipeline extension is [ROTATE] more of a regional economic issue, OR more of a national economic issue?	Total	Unwgt N	1000	100	250	300	200	150	502	498	217	384	399
		Wgt N	1000	100	250	300	200	150	491	509	271	340	389
	More of a regional economic issue	%	13.1	12.6	21.0	7.8	8.6	17.0	13.2	13.0	16.4	13.2	10.7
	More of a national economic issue	%	27.3	32.6	27.0	29.8	29.2	17.0	30.2	24.5	28.2	24.0	29.6
	Both regional and national	%	56.7	52.8	48.0	59.0	60.5	63.9	55.0	58.3	51.2	59.2	58.4
	Unsure	%	2.9	2.0	4.0	3.4	1.7	2.1	1.6	4.2	4.1	3.6	1.3

### Do you support, somewhat support, somewhat oppose or oppose the following [RANDOMIZE]?

			Region						Gender		Age		
			Canada 2018-04	Atlantic	Quebec	Ontario	Prairies	British Columbia	Male	Female	18 to 34	35 to 54	55 plus
Question - The Trans Mountain pipeline project going ahead despite environmental concerns being raised by the Government of British Columbia.	Total	Unwgt N	1000	100	250	300	200	150	502	498	217	384	399
		Wgt N	1000	100	250	300	200	150	491	509	271	340	389
	Support	%	37.2	28.0	21.3	35.1	61.2	42.1	46.1	28.7	29.4	35.6	44.1
	Somewhat support	%	19.4	32.7	17.5	22.5	16.7	11.1	19.6	19.2	15.2	21.7	20.3
	Somewhat oppose	%	12.0	10.7	19.0	11.3	6.8	9.1	9.3	14.5	15.1	14.3	7.7
	Oppose	%	27.1	26.6	34.6	26.8	11.9	35.9	22.2	31.9	34.7	24.3	24.3
	Unsure	%	4.3	2.0	7.7	4.2	3.3	1.8	2.7	5.8	5.6	4.0	3.7

Nanos conducted an RDD dual frame (land- and cell- lines) hybrid telephone and online random survey of 1,000 Canadians, 18 years of age or older, between April 28<sup>th</sup> and May 4<sup>th</sup>, 2018. The margin of error for a random survey of 1,000 Canadians is  $\pm 3.1$  percentage points, 19 times out of 20.

[www.nanos.co](http://www.nanos.co)

## 2018-1202 – CTV/Globe/Nanos Survey – Trans Mountain Pipeline - STAT SHEET

Do you support, somewhat support, somewhat oppose or oppose the following [RANDOMIZE]?

			Region						Gender		Age		
			Canada 2018-04	Atlantic	Quebec	Ontario	Prairies	British Columbia	Male	Female	18 to 34	35 to 54	55 plus
Question - The Government of Canada approving the Trans Mountain pipeline over the objections of the Government of British Columbia.	Total	Unwgt N	1000	100	250	300	200	150	502	498	217	384	399
		Wgt N	1000	100	250	300	200	150	491	509	271	340	389
	Support	%	43.2	39.5	24.5	42.1	70.2	43.1	50.8	35.9	36.4	41.4	49.6
	Somewhat support	%	17.3	25.4	17.8	20.9	9.2	14.8	19.2	15.5	11.9	20.1	18.7
	Somewhat oppose	%	10.9	11.4	17.9	10.3	7.8	4.5	7.5	14.3	13.8	11.9	8.1
	Oppose	%	23.8	18.0	30.4	23.6	9.2	36.4	20.2	27.3	32.5	21.2	19.9
	Unsure	%	4.8	5.9	9.3	3.1	3.7	1.2	2.3	7.1	5.5	5.4	3.7

Do you support, somewhat support, somewhat oppose or oppose the following [RANDOMIZE]?

			Region						Gender		Age		
			Canada 2018-04	Atlantic	Quebec	Ontario	Prairies	British Columbia	Male	Female	18 to 34	35 to 54	55 plus
Question - The Government of Canada providing tax payers dollars to Kinder Morgan to expand the Trans Mountain pipeline.	Total	Unwgt N	1000	100	250	300	200	150	502	498	217	384	399
		Wgt N	1000	100	250	300	200	150	491	509	271	340	389
	Support	%	9.9	11.4	3.7	9.8	17.5	9.5	9.9	10.0	8.4	10.3	10.7
	Somewhat support	%	17.5	13.2	12.8	21.1	24.4	11.8	18.3	16.7	15.6	15.3	20.8
	Somewhat oppose	%	19.9	29.7	21.5	17.0	21.6	14.2	20.4	19.5	19.9	19.6	20.2
	Oppose	%	46.9	37.6	55.9	46.5	30.9	60.0	47.3	46.4	48.5	49.2	43.7
	Unsure	%	5.8	8.1	6.1	5.5	5.5	4.4	4.0	7.5	7.6	5.6	4.6

Nanos conducted an RDD dual frame (land- and cell- lines) hybrid telephone and online random survey of 1,000 Canadians, 18 years of age or older, between April 28<sup>th</sup> and May 4<sup>th</sup>, 2018. The margin of error for a random survey of 1,000 Canadians is  $\pm 3.1$  percentage points, 19 times out of 20.

[www.nanos.co](http://www.nanos.co)



## 2018-1202 – CTV/Globe/Nanos Survey – Trans Mountain Pipeline - STAT SHEET

Do you support, somewhat support, somewhat oppose or oppose the following [RANDOMIZE]?

			Region						Gender		Age		
			Canada 2018-04	Atlantic	Quebec	Ontario	Prairies	British Columbia	Male	Female	18 to 34	35 to 54	55 plus
Question - Federal or provincial governments directly investing in pipeline projects.	Total	Unwgt N	1000	100	250	300	200	150	502	498	217	384	399
		Wgt N	1000	100	250	300	200	150	491	509	271	340	389
	Support	%	20.7	18.6	15.3	25.7	25.3	14.7	21.2	20.2	18.5	18.0	24.5
	Somewhat support	%	28.2	30.1	25.3	27.3	36.8	22.2	28.9	27.6	26.6	31.2	26.8
	Somewhat oppose	%	16.0	13.9	23.9	12.5	11.9	16.5	13.7	18.2	18.4	14.8	15.4
	Oppose	%	28.2	31.4	28.7	25.3	21.7	39.8	32.8	23.8	29.9	28.2	27.0
	Unsure	%	6.9	6.0	6.8	9.1	4.3	6.7	3.5	10.2	6.7	7.7	6.3

Do you support, somewhat support, somewhat oppose or oppose the following [RANDOMIZE]?

			Region						Gender		Age		
			Canada 2018-04	Atlantic	Quebec	Ontario	Prairies	British Columbia	Male	Female	18 to 34	35 to 54	55 plus
Question - The Government of Alberta shutting down supplies of oil and gas to the province of British Columbia if the Government of British Columbia continues to block the proposed expansion of the Trans Mountain pipeline project.	Total	Unwgt N	1000	100	250	300	200	150	502	498	217	384	399
		Wgt N	1000	100	250	300	200	150	491	509	271	340	389
	Support	%	24.7	18.8	14.4	21.3	50.2	18.3	30.1	19.4	23.3	23.9	26.2
	Somewhat support	%	14.2	12.2	13.1	15.1	16.6	12.5	16.5	12.1	11.2	15.1	15.5
	Somewhat oppose	%	16.1	31.5	20.3	16.6	9.9	5.7	13.2	18.8	13.0	18.2	16.4
	Oppose	%	40.0	34.9	42.5	42.2	19.1	62.2	37.3	42.5	44.4	39.3	37.4
	Unsure	%	5.1	2.5	9.7	4.7	4.1	1.2	3.0	7.1	8.0	3.4	4.5

Nanos conducted an RDD dual frame (land- and cell- lines) hybrid telephone and online random survey of 1,000 Canadians, 18 years of age or older, between April 28<sup>th</sup> and May 4<sup>th</sup>, 2018. The margin of error for a random survey of 1,000 Canadians is  $\pm 3.1$  percentage points, 19 times out of 20.

[www.nanos.co](http://www.nanos.co)

## 2018-1202 – CTV/Globe/Nanos Survey – Trans Mountain Pipeline - STAT SHEET

			Region						Gender		Age		
			Canada 2018-04	Atlantic	Quebec	Ontario	Prairies	British Columbia	Male	Female	18 to 34	35 to 54	55 plus
Question - Are you concerned, somewhat concerned, somewhat not concerned or not concerned that the conflict between the Alberta and B.C. governments will have a negative impact on how Canada functions as a federation?	Total	Unwgt N	1000	100	250	300	200	150	502	498	217	384	399
		Wgt N	1000	100	250	300	200	150	491	509	271	340	389
	Concerned	%	30.1	25.7	20.2	29.2	37.3	42.1	32.6	27.8	26.5	25.8	36.5
	Somewhat concerned	%	34.6	36.5	36.7	37.2	35.3	23.7	28.9	40.2	35.3	32.9	35.7
	Somewhat not concerned	%	14.2	20.4	15.2	14.0	10.4	14.2	14.7	13.8	15.8	13.8	13.5
	Not concerned	%	18.7	15.7	23.8	18.1	14.8	18.8	21.7	15.8	20.1	24.9	12.3
	Unsure	%	2.3	1.8	4.1	1.5	2.2	1.2	2.1	2.5	2.3	2.6	2.0

Nanos conducted an RDD dual frame (land- and cell- lines) hybrid telephone and online random survey of 1,000 Canadians, 18 years of age or older, between April 28<sup>th</sup> and May 4<sup>th</sup>, 2018. The margin of error for a random survey of 1,000 Canadians is  $\pm 3.1$  percentage points, 19 times out of 20.

[www.nanos.co](http://www.nanos.co)