



CAN-AM Relationship Drift Continues

Nanos-UB North American Monitor

Tracking perceptions on US-Canada relations, 2005-2013

About the Project

The Nanos-UB North American Monitor



In 2005, Nanos Research, in partnership with the State University of New York at Buffalo embarked on a co-operative research initiative. The objective of the initiative was to add to the unfolding dialogue and discussion on Canada-US relations in a manner that engaged stakeholders, institutions, and entrepreneurs in a direct fashion. Now in its ninth wave of tracking, the current wave of research is based on the opinions of 1,000 Canadians and 1,000 Americans. Parallel questions on bi-national issues are tracked by means of a random representative online sample of Canadians and Americans conducted in the month of August.

A Nanos RDD Crowdsourcing random survey of 1,000 Canadians was conducted between August 18th and 22nd, 2013. Participants were randomly recruited by telephone through the proprietary Nanos Crowdsourcing sample and administered a survey online. The sample included both land- and cell-lines across Canada. The results were statistically checked and weighted using the latest Census data. The margin of error for a random survey of 1,000 Canadians is ± 3.1 percentage points, 19 times out of 20. Between August 29th and 31st, 2013, a random representative online survey of 1,000 Americans was conducted. Results were statistically checked and weighted using the latest Census data.

The comparative countries tested in the research grid are based on the top trading partners common to both countries, including: Britain; Japan; France; Germany; China; and, Mexico.

This initiative is intended as a mechanism through which Canadian and American regional and national stakeholders and institutions can (i) measure ongoing public opinion on issues relevant to the Canada-US relationship; and, (ii) continue the dialogue among key national, state and provincial government and business stakeholders.

At a glance

Of note, the survey was completed at a time of focus on speculated intervention in Syria by the US. A review of the long term tracking of the perceptions of Canadians' human rights alignment among Canada's major trading partners suggests that the US has taken a significant current image hit in Canada as a result of US speculation of an intervention in Syria. The percentage of Canadians who said that the US was the country most aligned with Canada on human rights issues has dropped from 49 percent to 27 percent over the past year.

Relationship Drift - The nine year trend suggests a continuing drift in opinion between Canadians and Americans in terms of cooperation on national security, anti-terrorism, and border security. Canadians consistently remain less likely to support cooperation compared to Americans.

Human Rights - Canada top among Americans - US drops to second behind Britain among Canadians. Readers should note that the survey was completed during the period that Britain rejected intervening in Syria while the US speculated on an intervention in Syria. This has had an impact on the views Canadians have of the US.

Family Values - Mutual top rankings for family values continue.

Business Values – Canada, China, Japan, and Britain were close among Americans, while the US ranked a runaway first among Canadians. The scores of Britain in this measure improved in the US while there has been a drop among Canadians in the US business values scores.

Inspecting Shipments - Focus on Mexico remains high while focus on China increased over the past year. Only five percent of Americans thought Canadian goods should be inspected while seven percent of Canadians thought American goods should be inspected.

Questioning Visitors - Mexico continues to top the lists in both Canada and the United States as the priority for checking visitors. The intensity of priority checking of Mexicans is higher among Americans than Canadians, while China as a priority in Canada has increased over the past year. Only six percent of Americans thought Canadians should be checked at the border, while thirteen percent of Canadians thought Americans should be checked at the border.

Integrated Energy Policy - Views on the importance of developing an integrated energy policy remains strong but have eroded over the past nine years. Almost six out of seven Americans and eight out of ten Canadians see developing an integrated energy policy as very or somewhat important. The views related to this measure have remained strong and relatively unchanged.



Bi-National Tracking Numbers



North American Monitor – Tracking perceptions on US-Canada relations
Any use of this research data should identify it as a “Nanos/UB Survey”



Following Interests

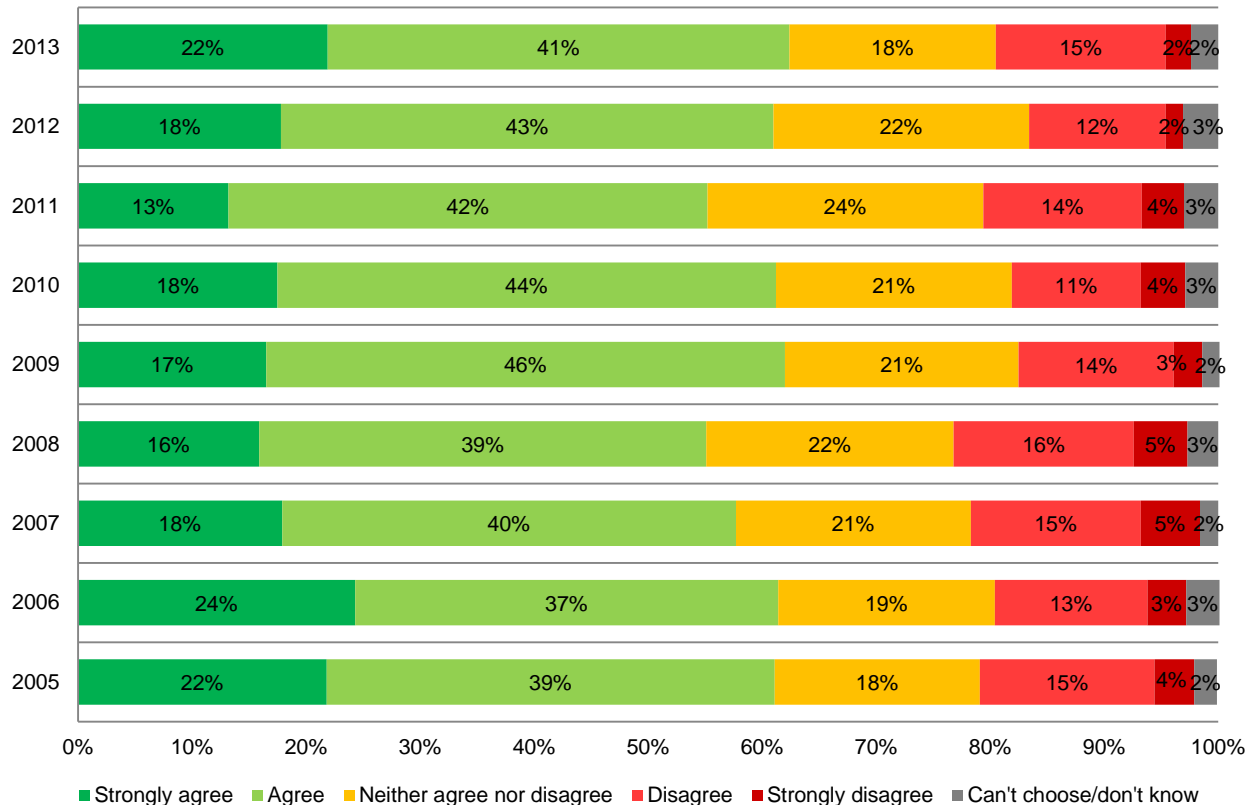
Question: Canada should follow its own interests, even if this leads to conflict with other nations. Do you strongly agree, agree, neither agree nor disagree, disagree, or strongly disagree?

Contact: Nik Nanos
Ottawa: (613) 234-4666 x 237
Washington DC: (202) 697-9924
nnanos@nanosresearch.com



Download our app to get the latest Nanos Numbers streamed to your iPhone.

Canadians on whether Canada should follow its own interests...



Following Interests

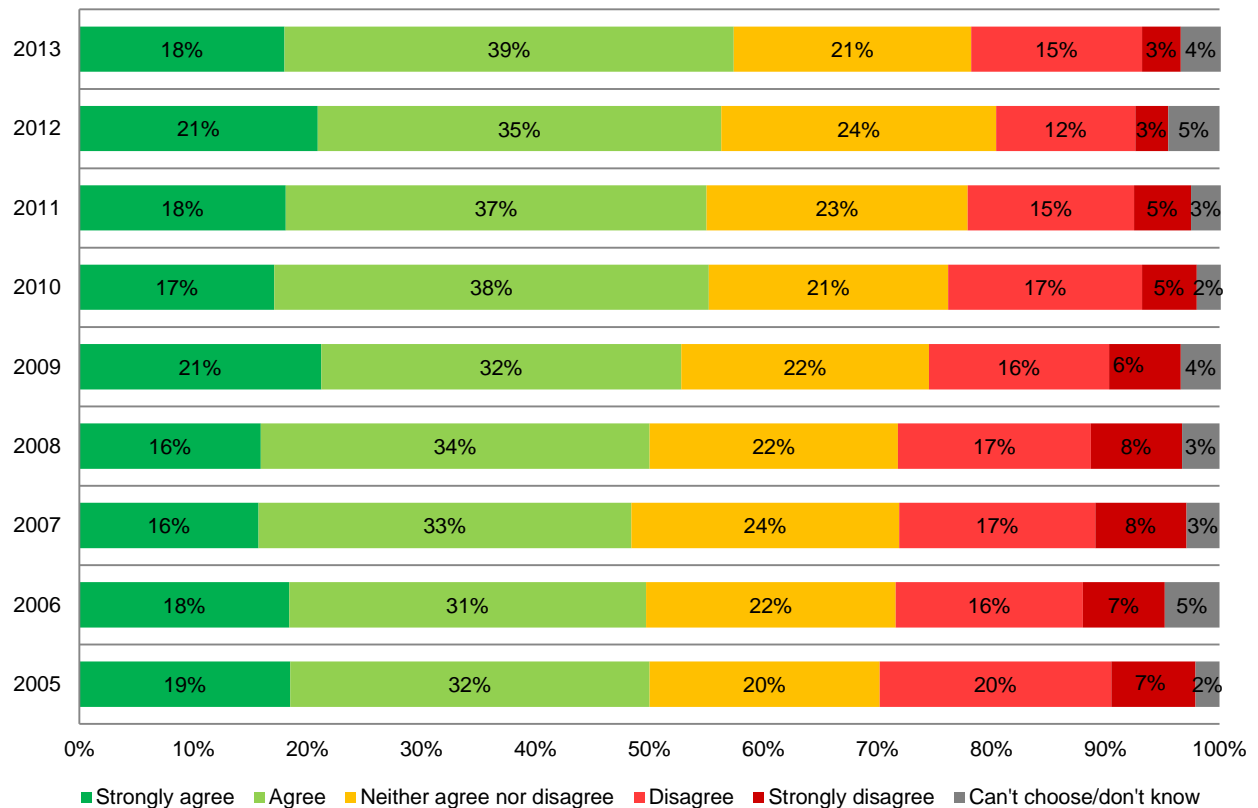
Question: The US should follow its own interests, even if this leads to conflict with other nations. Do you strongly agree, agree, neither agree nor disagree, disagree, or strongly disagree?

Contact: Nik Nanos
Ottawa: (613) 234-4666 x 237
Washington DC: (202) 697-9924
nnanos@nanosresearch.com



Download our app to get the latest Nanos Numbers streamed to your iPhone.

Americans on whether the US should follow its own interests...



Human Rights

Question: Thinking about Canada in relation with the countries below, could you please identify the first and second ranked countries that are closest with Canada in terms of human rights? [ROTATE]

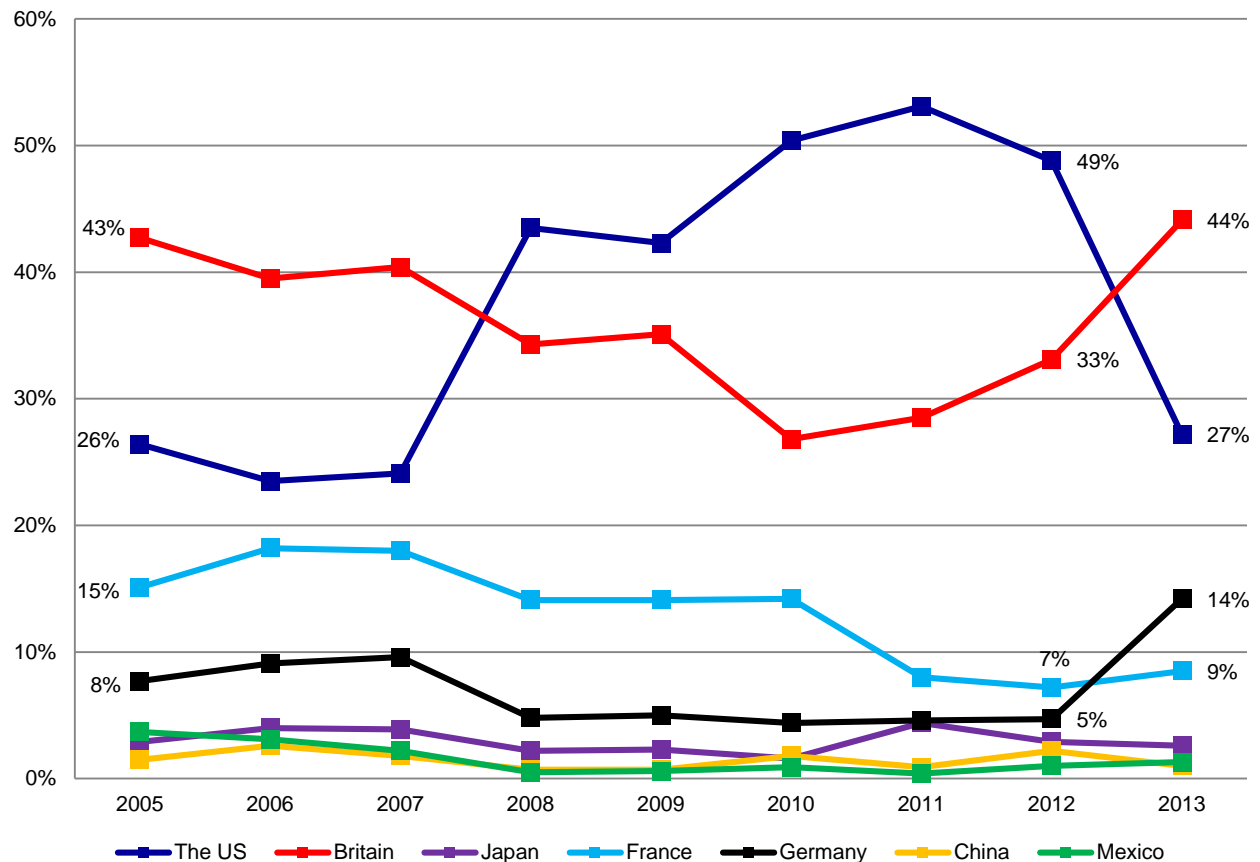
Data displayed represents first ranked responses.

Contact: Nik Nanos
Ottawa: (613) 234-4666 x 237
Washington DC: (202) 697-9924
nnanos@nanosresearch.com



Download our app to get the latest Nanos Numbers streamed to your iPhone.

Canadians on which country is closest in terms of human rights...



Human Rights

Question: Thinking about the US in relation with the countries below, could you please identify the first and second ranked countries that are closest with the United States in terms of human rights?
[ROTATE]

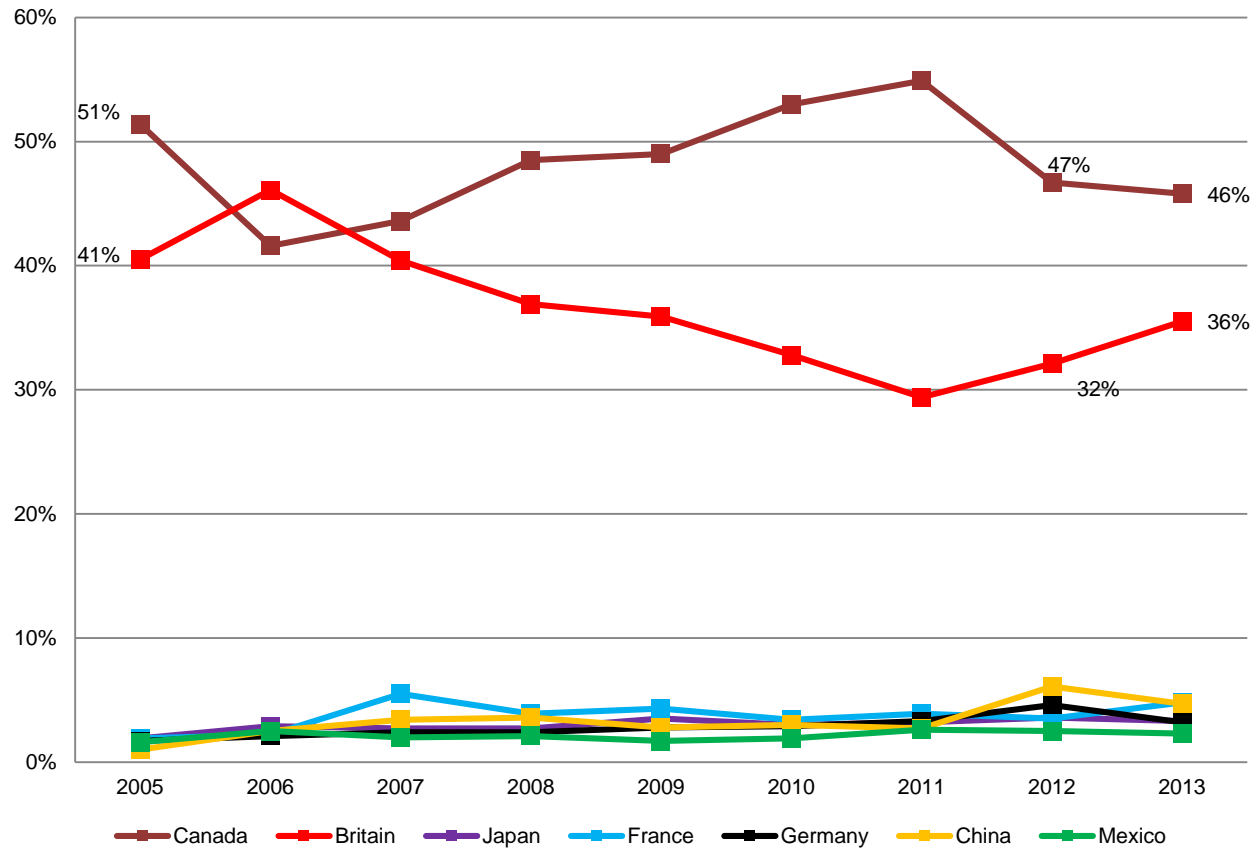
Data displayed represents first ranked responses.

Contact: Nik Nanos
Ottawa: (613) 234-4666 x 237
Washington DC: (202) 697-9924
nnanos@nanosresearch.com



Download our app to get the latest Nanos Numbers streamed to your iPhone.

Americans on which country is closest in terms of human rights...



Family Values

Question: Thinking about Canada in relation with the countries below, could you please identify the first and second ranked countries that are closest with Canada in terms of family values?
[ROTATE]

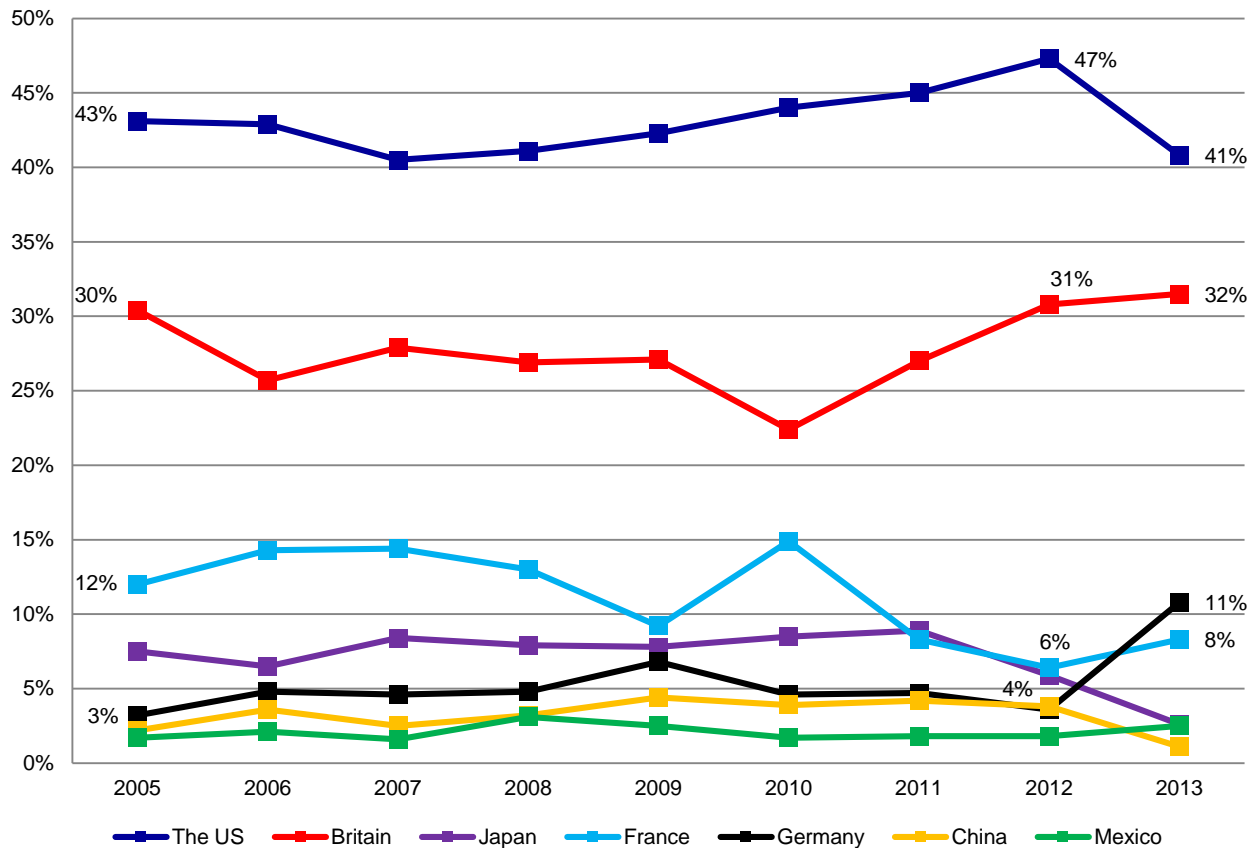
Data displayed represents first ranked responses.

Contact: Nik Nanos
Ottawa: (613) 234-4666 x 237
Washington DC: (202) 697-9924
nnanos@nanosresearch.com



Download our app to get the latest Nanos Numbers streamed to your iPhone.

Canadians on which country is closest in terms of family values...



Family Values

Question: Thinking about the US in relation with the countries below, could you please identify the first and second ranked countries that are closest with the United States in terms of family values? [ROTATE]

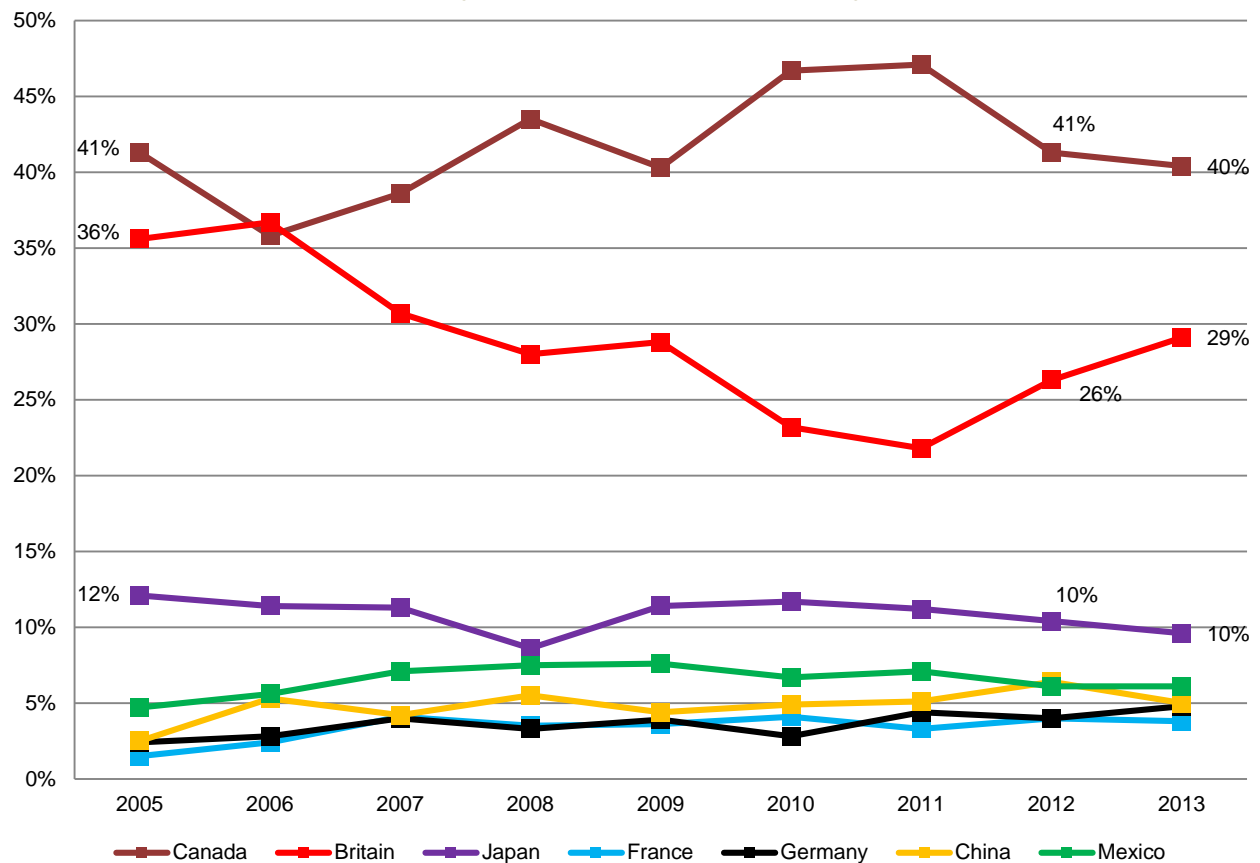
Data displayed represents first ranked responses.

Contact: Nik Nanos
Ottawa: (613) 234-4666 x 237
Washington DC: (202) 697-9924
nnanos@nanosresearch.com



Download our app to get the latest Nanos Numbers streamed to your iPhone.

Americans on which country is closest in terms of family values...



Business Values

Question: Thinking about Canada in relation with the countries below, could you please rank the top two countries that are closest with Canada in terms of business values? [ROTATE]

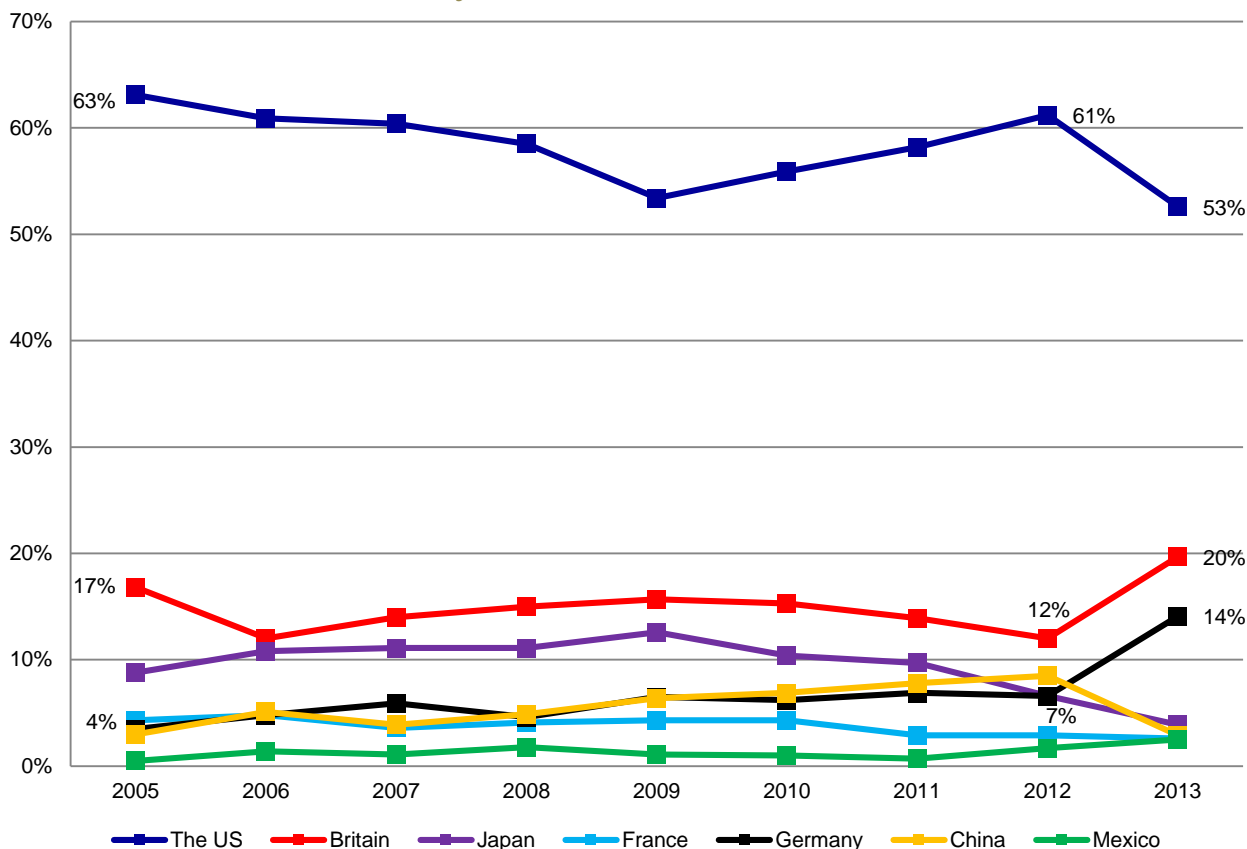
Data displayed represents first ranked responses.

Contact: Nik Nanos
Ottawa: (613) 234-4666 x 237
Washington DC: (202) 697-9924
nnanos@nanosresearch.com



Download our app to get the latest Nanos Numbers streamed to your iPhone.

Canadians on which country is closest in terms of business values...



Business Values

Question: Thinking about the US in relation with the countries below, could you please rank the top two countries that are closest with the United States in terms of business values? [ROTATE]

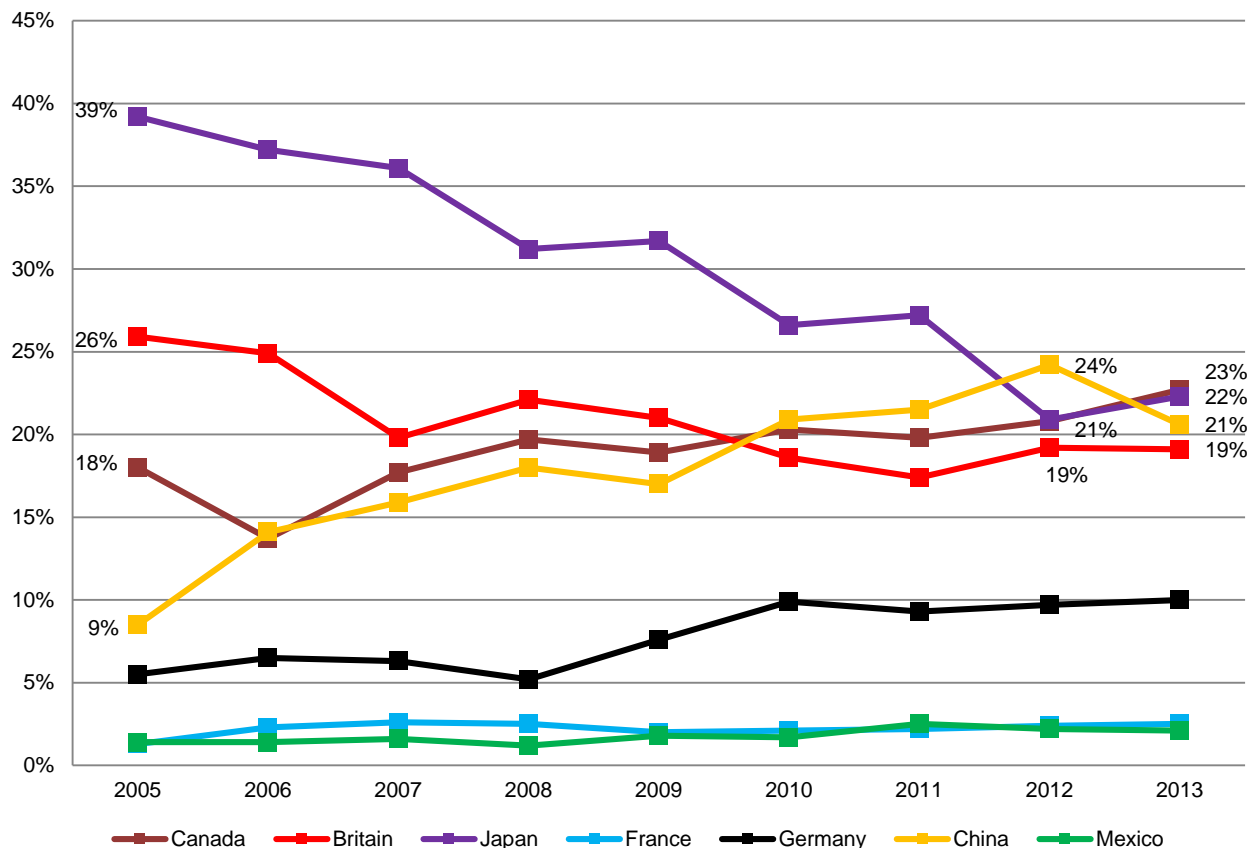
Data displayed represents first ranked responses.

Contact: Nik Nanos
Ottawa: (613) 234-4666 x 237
Washington DC: (202) 697-9924
nnanos@nanosresearch.com



Download our app to get the latest Nanos Numbers streamed to your iPhone.

Americans on which country is closest in terms of business values...



Inspecting Goods

Question: Thinking about when a package or a shipping container of goods enters Canada from one of the countries below, please rank the first and second country that Canadian customs officials should thoroughly inspect the shipment. [ROTATE]

Data displayed represents first ranked responses.

Contact: Nik Nanos

Ottawa: (613) 234-4666 x 237

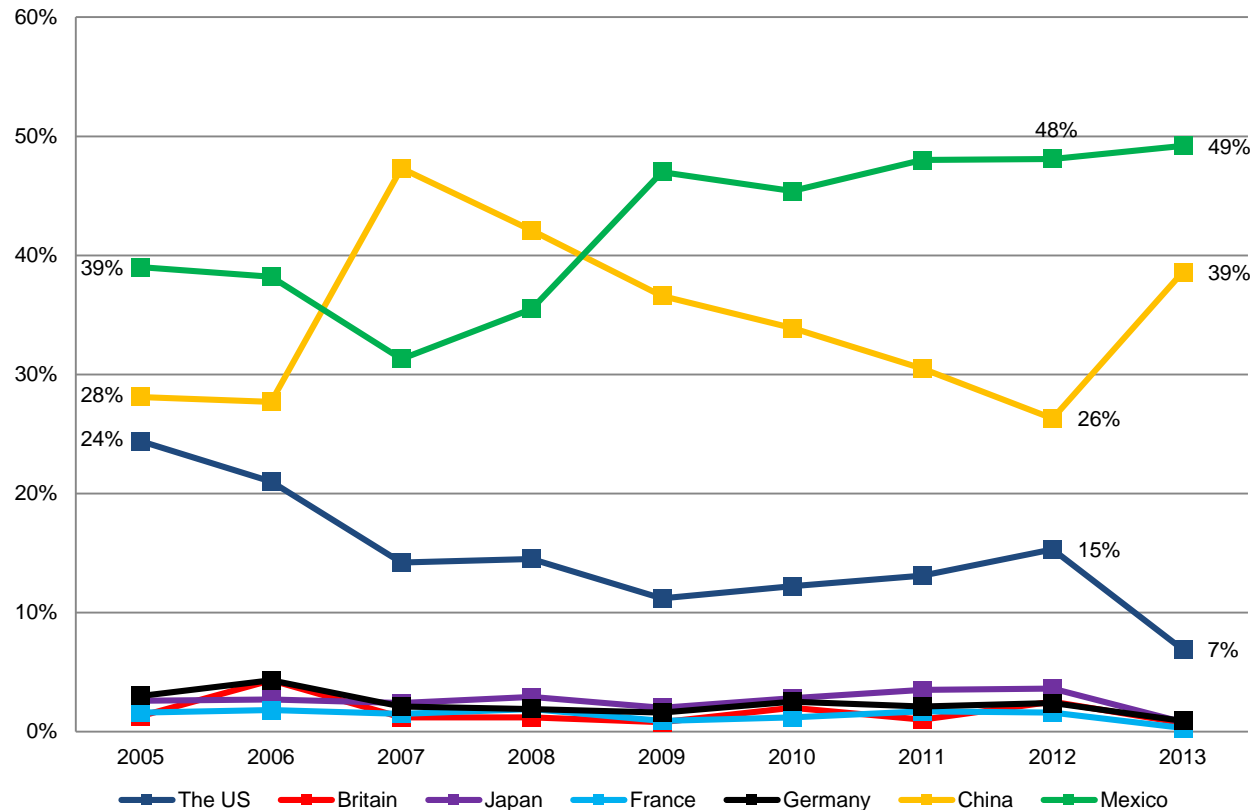
Washington DC: (202) 697-9924

nnanos@nanosresearch.com



Download our app to get the latest Nanos Numbers streamed to your iPhone.

Canadians on Close Inspections of Goods from...



Inspecting Goods

Question: Thinking about when a package or a shipping container of goods enters the United States from one of the countries below, please rank the first and second country that American customs officials should thoroughly inspect the shipment. [ROTATE]

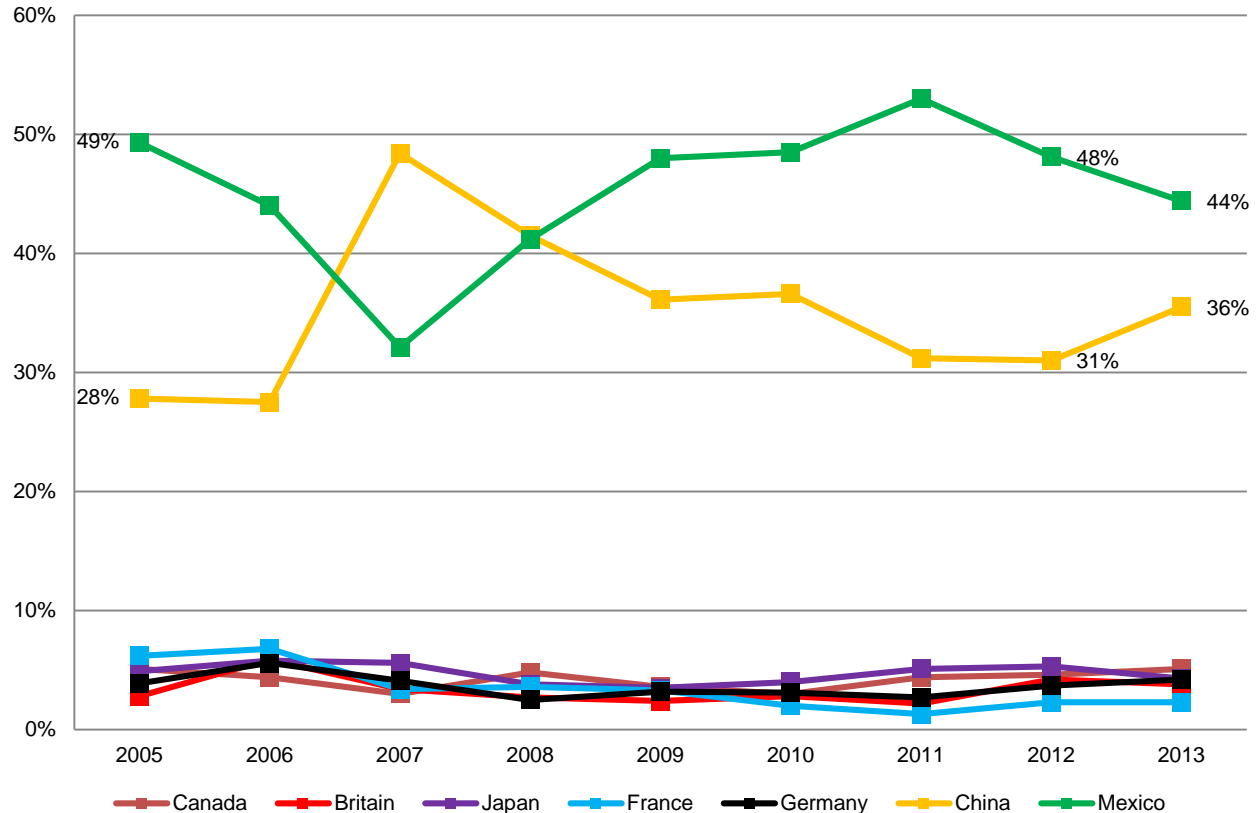
Data displayed represents first ranked responses.

Contact: Nik Nanos
Ottawa: (613) 234-4666 x 237
Washington DC: (202) 697-9924
nnanos@nanosresearch.com



Download our app to get the latest Nanos Numbers streamed to your iPhone.

Americans on Close Inspections of Goods from...



Questioning Visitors

Question: Thinking about when a visitor from one of the countries below arrives at the Canadian border, please rank the first and second country whose visitors Canadian customs officials should question most thoroughly. [ROTATE]

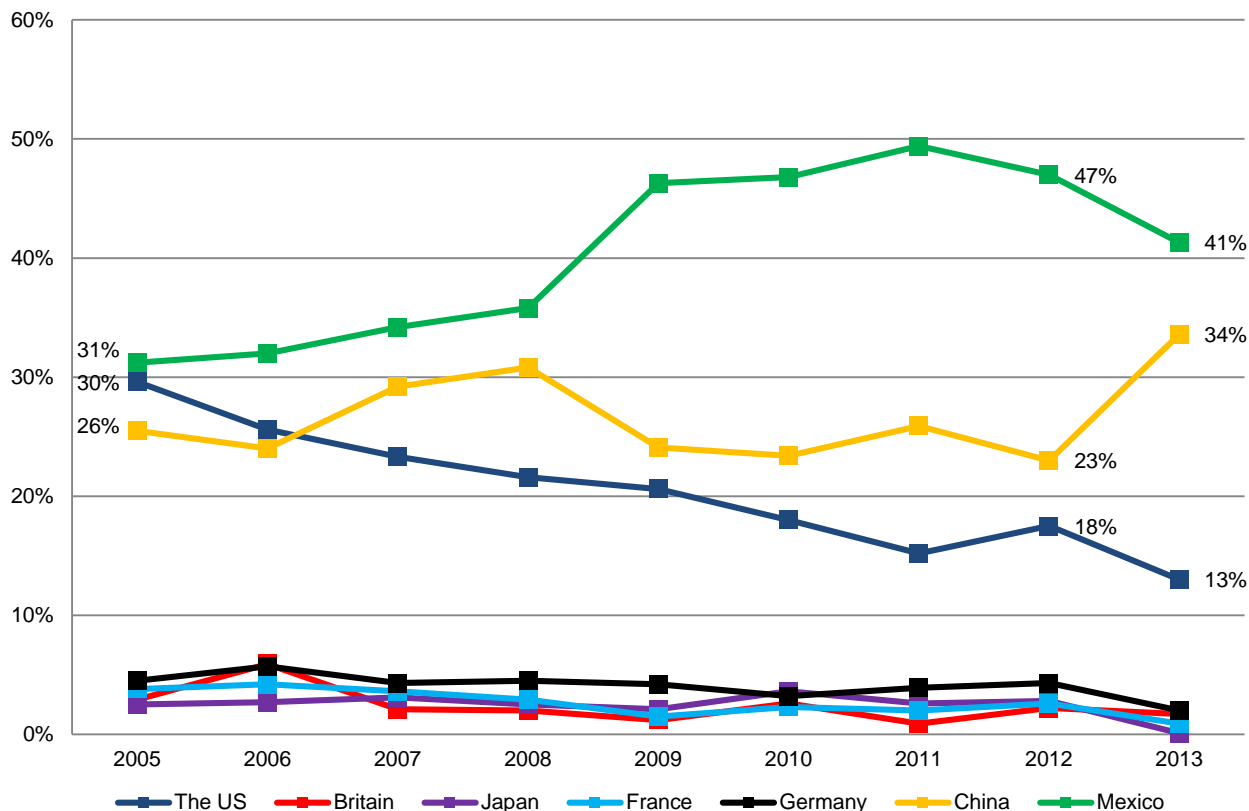
Data displayed represents first ranked responses.

Contact: Nik Nanos
Ottawa: (613) 234-4666 x 237
Washington DC: (202) 697-9924
nnanos@nanosresearch.com



Download our app to get the latest Nanos Numbers streamed to your iPhone.

Canadians on Questioning Visitors from...



Questioning Visitors

Question: Thinking about when a visitor from one of the countries below arrives at the US border, please rank the first and second country whose visitors American customs officials should question most thoroughly. [ROTATE]

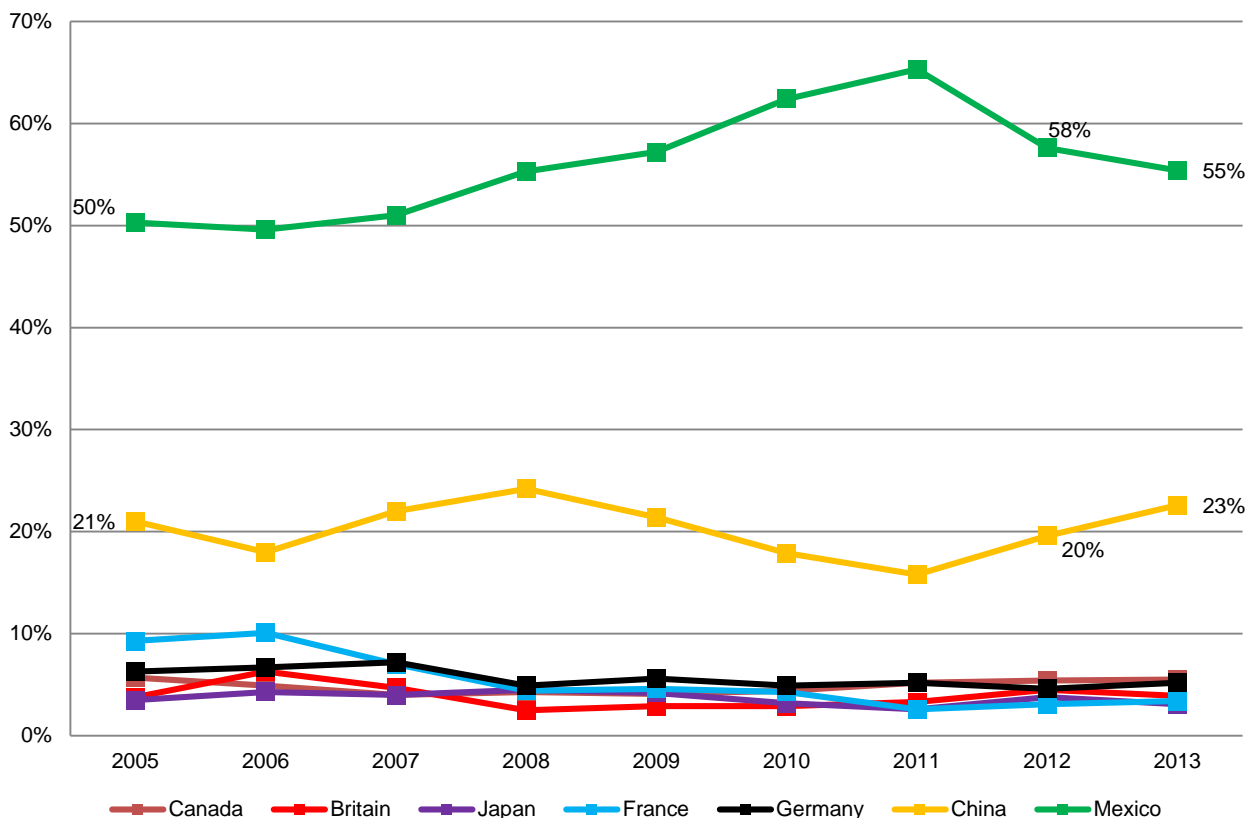
Data displayed represents first ranked responses.

Contact: Nik Nanos
Ottawa: (613) 234-4666 x 237
Washington DC: (202) 697-9924
nnanos@nanosresearch.com



Download our app to get the latest Nanos Numbers streamed to your iPhone.

Americans on Questioning Visitors from...



National Security

Question: In terms of national security (i.e., NATO, the United Nations), should the United States and Canada be moving towards greater and closer cooperation or should they be maintaining separate national security policies and priorities?

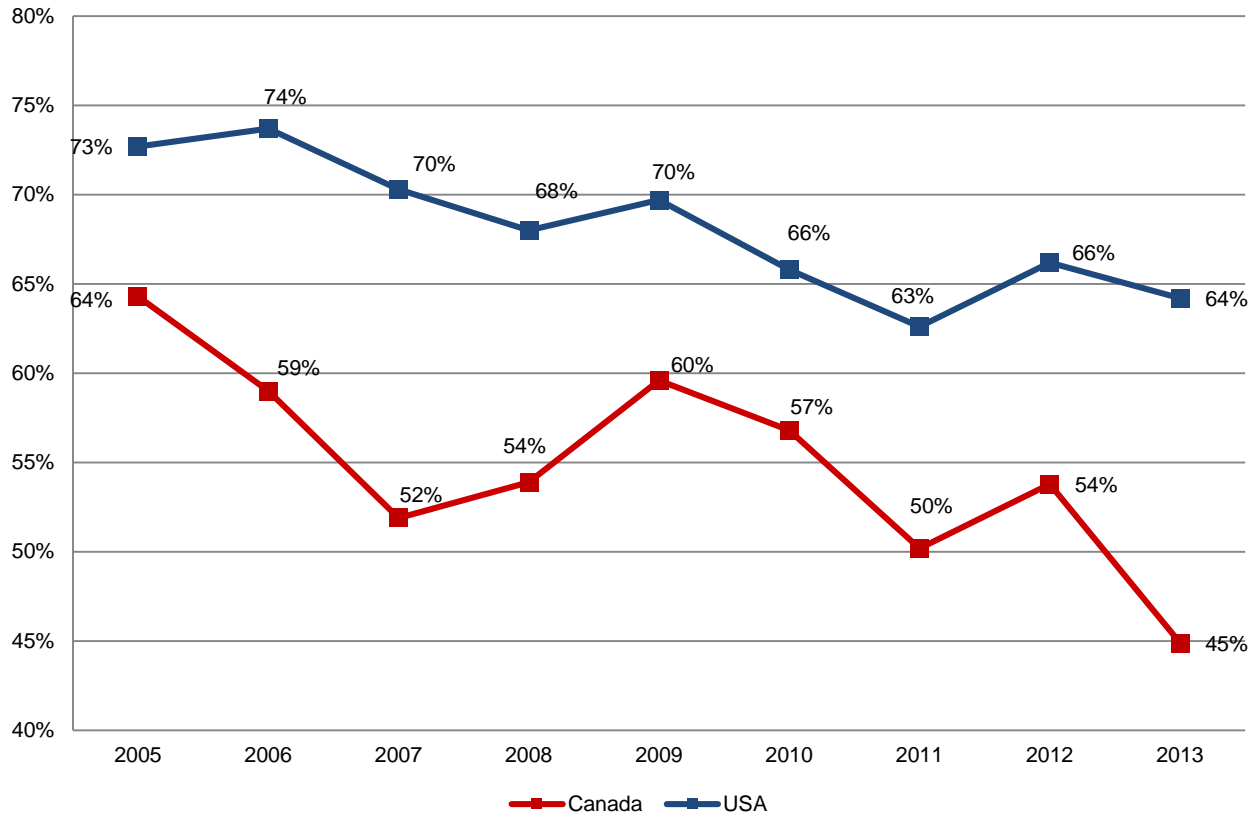
Data displayed represents support for much closer cooperation and somewhat closer cooperation.

Contact: Nik Nanos
Ottawa: (613) 234-4666 x 237
Washington DC: (202) 697-9924
nnanos@nanosresearch.com



Download our app to get the latest Nanos Numbers streamed to your iPhone.

Canadians and Americans on Support for Closer Cooperation on National Security



Border Security

Question: In terms of border security, should the United States and Canada be moving towards greater and closer cooperation or should they be maintaining more separate policies and priorities?

Data displayed represents support for much closer cooperation and somewhat closer cooperation.

Contact: Nik Nanos

Ottawa: (613) 234-4666 x 237

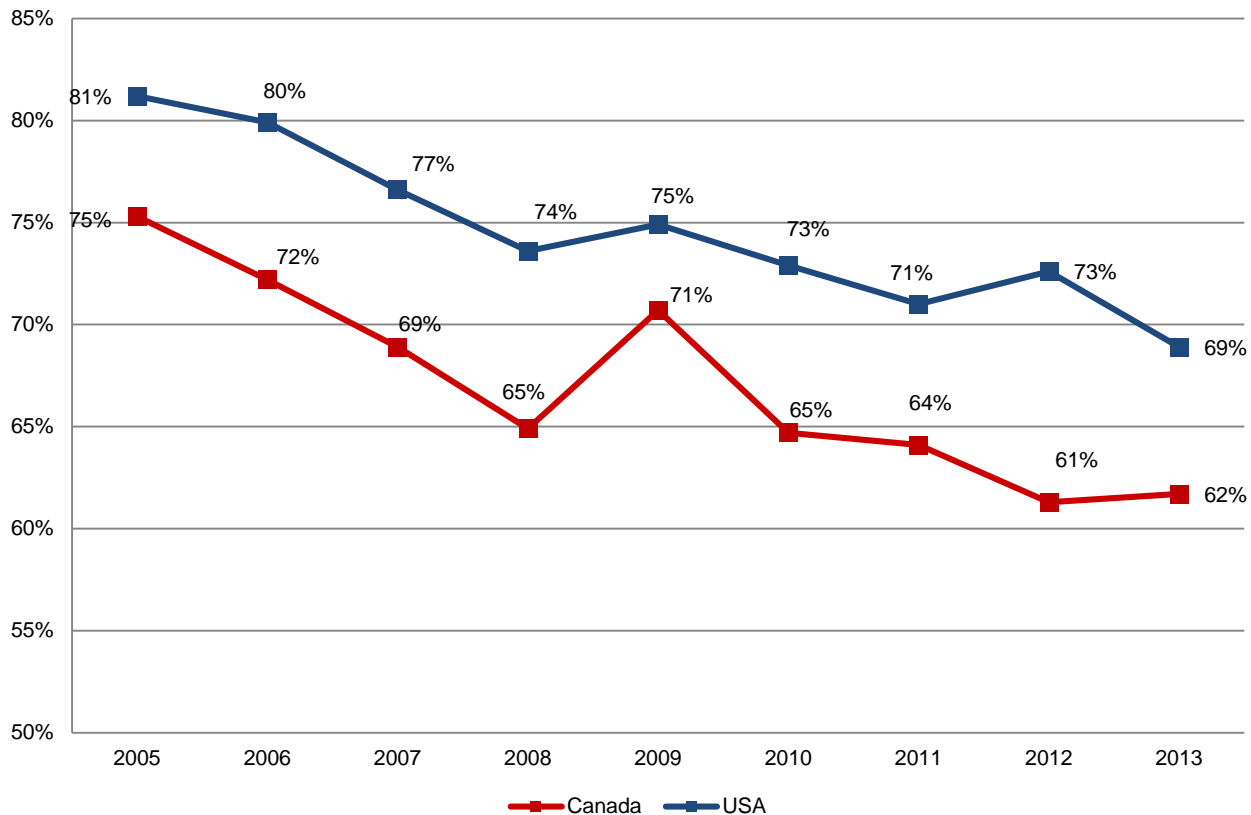
Washington DC: (202) 697-9924

nnanos@nanosresearch.com



Download our app to get the latest Nanos Numbers streamed to your iPhone.

Canadians and Americans on Support for Closer Cooperation on Border Security



Anti-Terrorism

Question: In terms of anti-terrorism measures, should the United States and Canada be moving towards greater and closer cooperation or should they be maintaining more separate policies and priorities?

Data displayed represents support for much closer cooperation and somewhat closer cooperation.

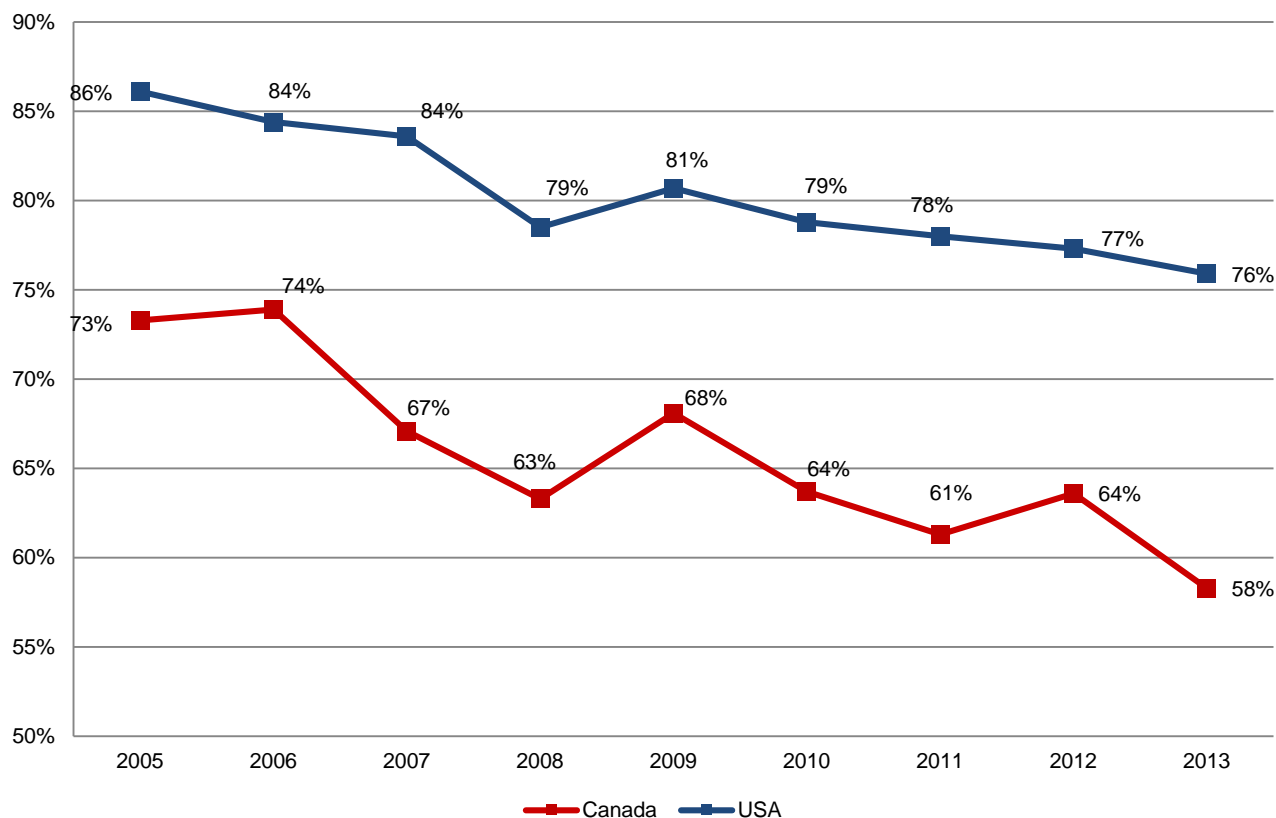
Contact: Nik Nanos

Ottawa: (613) 234-4666 x 237
Washington DC: (202) 697-9924
nnanos@nanosresearch.com



Download our app to get the latest Nanos Numbers streamed to your iPhone.

Canadians and Americans on Support for Closer Cooperation on Anti-Terrorism Measures



Energy Policy

Question: In your opinion, how important or unimportant is it for the United States and Canada to work together to develop an integrated energy policy to remove any dependence on Middle East oil? It is very important, somewhat important, somewhat unimportant or very unimportant?

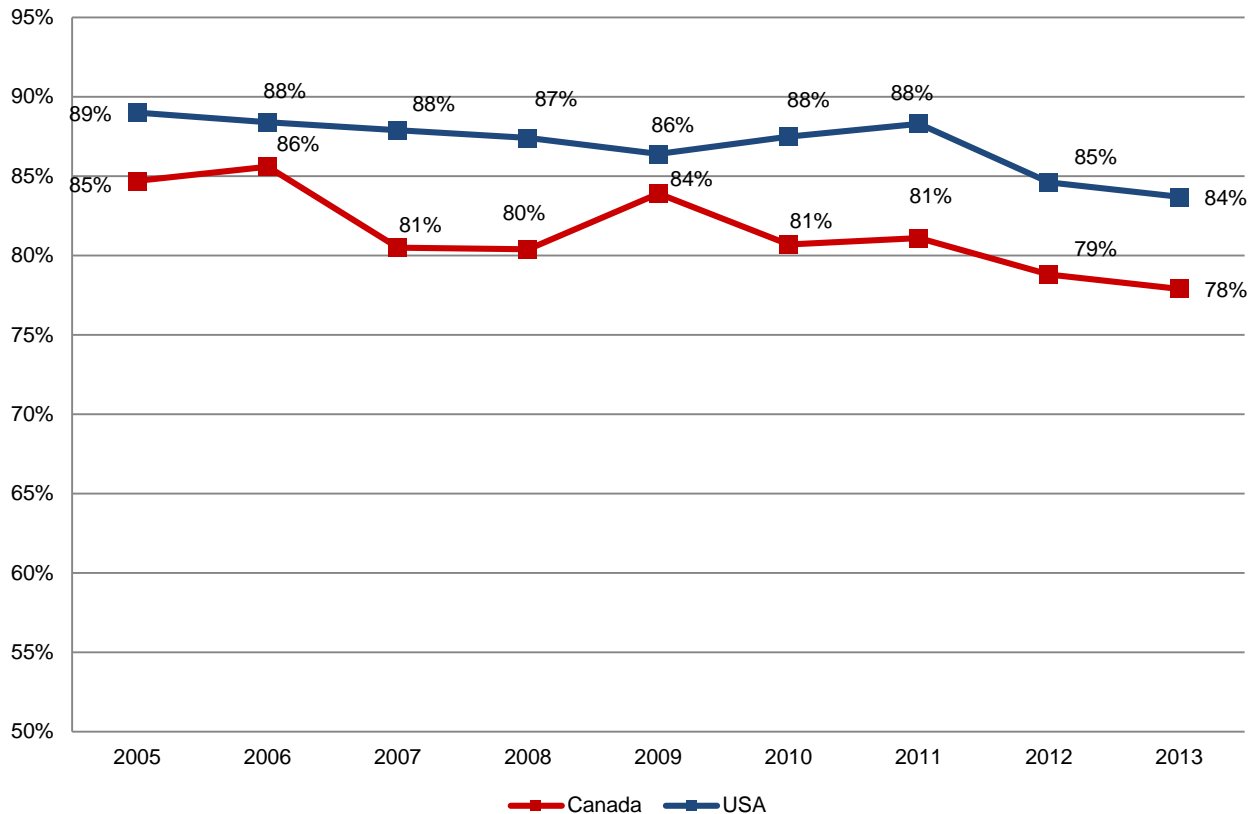
Data displayed represents responses "very important" and "somewhat important."


Contact: Nik Nanos
Ottawa: (613) 234-4666 x 237
Washington DC: (202) 697-9924
nnanos@nanosresearch.com



Download our app to get the latest Nanos Numbers streamed to your iPhone.

Canadians and Americans on Importance of Developing an Integrated Energy Policy





Methodology

Methodology

The Nanos-UB North American Monitor is conducted by the Nanos Research Corporation, which is headquartered in Canada and operates both in Canada and the United States. Parallel questions on bi-national issues are tracked by means of a random representative online sample of Canadians and Americans conducted in the month of August. A Nanos RDD Crowdsourcing random survey of 1,000 Canadians was conducted between August 18th and 22nd, 2013. Participants were randomly recruited by telephone through the proprietary Nanos Crowdsourcing sample and administered a survey online. The sample included both land- and cell-lines across Canada. The results were statistically checked and weighted using the latest Census data. The margin of error for a random survey of 1,000 Canadians is ± 3.1 percentage points, 19 times out of 20. Between August 29th and 31st, 2013, a random representative online survey of 1,000 Americans was conducted. Results were statistically checked and weighted using the latest Census data.

About Nanos

Nanos is one of North America's most trusted research and strategy organizations. Our team of professionals is regularly called upon by senior executives to deliver superior intelligence and market advantage whether it be helping to chart a path forward, managing a reputation or brand risk or understanding the trends that drive success. Services range from traditional telephone surveys, through to elite in-depth interviews, online research and focus groups. Nanos clients range from Fortune 500 companies through to leading advocacy groups interested in understanding and shaping the public landscape. Whether it is understanding your brand or reputation, customer needs and satisfaction, engaging employees or testing new ads or products, Nanos provides insight you can trust.



View our brochure

www.nanosresearch.com



North American Monitor – Tracking perceptions on US-Canada relations
Any use of this research data should identify it as a “Nanos/UB Survey”





Tabulations

Confidential

Question 1 - Canada should follow its own interests, even if this leads to conflict with other nations.								
		Total	Strongly agree	Agree	Neither Agree nor disagree	Disagree	Strongly Disagree	Don't Know
		Responses	Percentage	Percentage	Percentage	Percentage	Percentage	Percentage
Region	Canada 2013-08	1000	21.9	40.5	18.1	14.9	2.2	2.4
	Atlantic Canada	100	21.3	44.6	10.2	20.6	1.9	1.4
	Quebec	250	21.2	38.3	19.4	12.5	4.9	3.6
	Ontario	300	21.1	42.3	17.6	14.5	1.3	3.3
	Prairies	200	21.5	42.6	19.8	13.5	.8	1.8
	British Columbia	150	25.5	35.0	19.8	17.6	1.6	.4
Gender	Male	492	24.9	40.8	15.0	15.2	2.6	1.6
	Female	508	19.0	40.3	21.1	14.6	1.8	3.2
Age	18 to 29	205	21.8	35.0	21.7	17.4	2.3	2.0
	30 to 39	169	18.1	47.0	10.5	18.2	2.1	3.9
	40 to 49	208	22.6	42.9	18.1	10.9	2.2	3.3
	50 to 59	178	25.9	33.9	21.5	15.1	1.5	2.2
	60 plus	239	21.1	43.5	17.8	13.6	2.8	1.2

		Question 2 (first ranked response) - Thinking about the Canada States in relation with the countries below, could you please identify the first and second ranked countries that are closest with Canada in terms of human rights								
		Total	United States	Britain	Japan	France	Germany	China	Mexico	Unsure
		Responses	Percentage	Percentage	Percentage	Percentage	Percentage	Percentage	Percentage	Percentage
Region	Canada 2013-08	1000	27.2	44.1	2.6	8.5	14.2	1.0	1.3	.9
	Atlantic Canada	100	31.3	47.1	1.4	4.1	12.6	1.1	2.4	.0
	Quebec	250	27.0	33.9	1.1	18.0	17.3	.7	.3	1.8
	Ontario	300	25.4	47.8	3.1	5.5	15.3	.0	1.6	1.4
	Prairies	200	27.8	49.5	4.4	4.9	11.2	1.7	.5	.0
	British Columbia	150	27.7	44.8	2.7	6.7	12.2	2.8	2.7	.4
Gender	Male	492	25.8	41.5	3.4	9.3	17.9	.8	.8	.4
	Female	508	28.6	46.7	1.8	7.9	10.6	1.3	1.8	1.4
Age	18 to 29	205	22.0	39.8	6.2	9.7	18.9	1.1	2.4	.0
	30 to 39	169	31.1	46.6	.0	11.8	9.6	.0	.0	.9
	40 to 49	208	26.9	42.8	1.9	9.1	14.5	2.4	1.1	1.2
	50 to 59	178	24.3	47.0	2.5	8.3	14.7	.7	1.1	1.4
	60 plus	239	31.4	45.2	2.1	5.0	12.9	.8	1.6	1.1

Question 2 (second ranked response) - Thinking about the Canada States in relation with the countries below, could you please identify the first and second ranked countries that are closest with Canada in terms of human rights										
		Total	United States	Britain	Japan	France	Germany	China	Mexico	Unsure
		Responses	Percentage	Percentage	Percentage	Percentage	Percentage	Percentage	Percentage	Percentage
Region	Canada 2013-08	991	22.4	28.1	3.2	14.2	17.2	1.1	7.3	6.4
	Atlantic Canada	100	27.3	28.9	5.0	12.2	9.7	2.8	9.2	5.0
	Quebec	245	17.6	22.7	3.3	22.7	17.9	.0	6.2	9.6
	Ontario	296	23.6	28.8	2.8	11.4	18.0	.9	8.9	5.7
	Prairies	200	27.9	29.7	2.9	15.1	13.5	.8	5.1	5.1
	British Columbia	149	17.5	32.7	3.2	5.8	24.7	2.7	7.9	5.4
Gender	Male	490	24.8	27.4	5.1	12.0	16.8	.9	8.2	4.9
	Female	500	20.1	28.8	1.4	16.3	17.7	1.3	6.5	7.9
Age	18 to 29	205	20.8	20.8	1.1	19.0	20.1	1.1	14.8	2.3
	30 to 39	168	22.0	29.8	4.0	17.2	16.9	.0	4.0	6.0
	40 to 49	206	22.7	30.8	3.9	17.5	14.3	1.6	5.0	4.1
	50 to 59	176	23.1	28.1	4.6	6.1	21.0	1.0	6.4	9.7
	60 plus	236	23.3	30.7	3.0	10.9	14.6	1.6	6.0	9.9

		Question 3 (first ranked response) - Thinking about Canada in relation with the countries below, could you please identify the first and second ranked countries that are closest with Canada in terms of family values?								
		Total	United States	Britain	Japan	France	Germany	China	Mexico	Unsure
		Responses	Percentage	Percentage	Percentage	Percentage	Percentage	Percentage	Percentage	Percentage
Region	Canada 2013-08	1000	40.8	31.5	2.6	8.3	10.8	1.1	2.5	2.3
	Atlantic Canada	100	36.3	38.1	1.8	5.2	8.6	2.8	4.3	2.9
	Quebec	250	32.7	30.8	4.3	16.3	8.2	2.4	3.7	1.7
	Ontario	300	41.0	32.4	2.1	6.9	13.3	.2	1.4	2.6
	Prairies	200	52.9	28.6	1.6	4.6	8.8	.8	1.8	.8
	British Columbia	150	40.6	30.4	2.8	5.0	14.2	.0	2.4	4.6
Gender	Male	492	34.7	36.9	3.0	8.9	11.0	.9	2.5	2.2
	Female	508	46.7	26.3	2.2	7.8	10.6	1.3	2.5	2.4
Age	18 to 29	205	36.5	33.6	1.1	10.0	12.4	.0	5.1	1.2
	30 to 39	169	53.4	28.5	1.1	9.1	5.0	.0	1.1	1.8
	40 to 49	208	37.3	34.0	3.0	5.8	11.8	1.6	1.7	4.7
	50 to 59	178	41.1	28.3	3.7	8.1	12.9	1.5	2.4	2.1
	60 plus	239	38.4	32.1	3.9	8.7	11.0	2.1	2.1	1.7

		Question 3 (second ranked response) - Thinking about Canada in relation with the countries below, could you please identify the first and second ranked countries that are closest with Canada in terms of family values?								
		Total	United States	Britain	Japan	France	Germany	China	Mexico	Unsure
		Responses	Percentage	Percentage	Percentage	Percentage	Percentage	Percentage	Percentage	Percentage
Region	Canada 2013-08	977	25.5	25.4	4.3	16.7	13.7	2.2	7.1	5.1
	Atlantic Canada	97	35.2	23.2	5.3	9.7	11.4	4.5	5.6	5.1
	Quebec	246	22.3	22.6	4.1	24.9	11.6	2.5	7.0	5.0
	Ontario	292	25.9	27.3	4.0	14.5	13.0	2.5	7.9	5.0
	Prairies	198	23.9	32.8	2.7	11.8	17.6	1.4	4.4	5.4
	British Columbia	143	25.5	17.9	6.6	18.6	15.1	.9	10.4	5.2
Gender	Male	481	29.7	22.3	4.9	17.6	12.4	2.8	6.1	4.3
	Female	495	21.3	28.5	3.7	15.8	15.0	1.7	8.1	5.9
Age	18 to 29	203	24.7	22.6	1.3	24.2	12.2	3.9	9.8	1.3
	30 to 39	166	23.3	23.1	4.8	16.6	18.5	1.8	5.2	6.8
	40 to 49	199	25.0	25.5	3.4	18.5	16.3	.7	8.1	2.4
	50 to 59	175	23.5	30.2	6.1	12.7	10.4	2.1	5.9	9.1
	60 plus	235	29.4	26.1	5.9	11.7	11.9	2.5	6.0	6.6

		Question 4 (first ranked response) - Thinking about Canada in relation with the countries below, could you please identify the first and second ranked countries that are closest with Canada in terms of business values?								
		Total	United States	Britain	Japan	France	Germany	China	Mexico	Unsure
		Responses	Percentage	Percentage	Percentage	Percentage	Percentage	Percentage	Percentage	Percentage
Region	Canada 2013-08	1000	52.6	19.7	3.9	2.6	14.1	2.9	2.5	1.7
	Atlantic Canada	100	58.4	14.7	3.8	3.1	12.1	2.4	4.3	1.1
	Quebec	250	57.8	11.7	4.3	4.7	16.5	3.0	.0	2.1
	Ontario	300	49.4	22.9	3.4	2.4	12.0	3.7	3.3	2.9
	Prairies	200	54.5	21.8	2.9	1.2	14.5	1.0	3.2	.8
	British Columbia	150	44.0	27.3	5.4	1.2	15.3	3.7	3.1	.0
Gender	Male	492	58.3	16.8	3.1	2.0	14.5	1.9	2.0	1.3
	Female	508	47.1	22.5	4.6	3.2	13.7	3.8	3.0	2.0
Age	18 to 29	205	56.3	16.6	4.3	2.3	7.9	3.7	5.4	3.5
	30 to 39	169	55.6	19.6	5.7	1.1	10.5	4.9	2.6	.0
	40 to 49	208	54.6	17.3	2.2	4.9	15.7	1.7	1.2	2.4
	50 to 59	178	48.2	21.8	4.7	3.6	17.5	1.7	1.6	.7
	60 plus	239	48.9	23.0	3.0	1.3	18.1	2.5	1.9	1.2

		Question 4 (second ranked response) - Thinking about Canada in relation with the countries below, could you please identify the first and second ranked countries that are closest with Canada in terms of business values?								
		Total	United States	Britain	Japan	France	Germany	China	Mexico	Unsure
		Responses	Percentage	Percentage	Percentage	Percentage	Percentage	Percentage	Percentage	Percentage
Region	Canada 2013-08	984	14.0	35.6	8.8	7.4	16.2	4.4	7.7	6.0
	Atlantic Canada	99	6.5	41.4	19.5	1.7	14.5	4.0	4.0	8.5
	Quebec	245	12.7	34.4	7.3	11.6	14.3	4.7	7.1	7.9
	Ontario	291	14.8	38.6	7.8	3.5	19.0	3.7	8.4	4.1
	Prairies	198	13.4	32.5	8.6	11.6	17.1	3.3	9.1	4.4
	British Columbia	150	20.3	31.8	6.1	6.2	14.0	6.8	7.7	7.0
Gender	Male	486	9.7	38.0	8.0	5.5	20.3	4.8	8.1	5.6
	Female	498	18.2	33.2	9.5	9.2	12.3	4.0	7.2	6.4
Age	18 to 29	198	10.4	37.1	9.9	10.4	19.1	3.7	7.0	2.4
	30 to 39	169	11.5	39.9	10.5	7.5	10.2	4.0	8.5	7.9
	40 to 49	203	13.4	37.7	7.6	8.4	15.5	4.7	9.9	2.9
	50 to 59	177	17.4	31.0	7.2	4.4	19.8	4.7	6.0	9.5
	60 plus	236	16.9	32.8	8.7	6.2	16.2	4.7	6.9	7.7

Question 5 (first ranked response) - Thinking about when a package or a shipping container of goods enters Canada from one of the countries below, please rank the first and second country that Canadian custom officials should thoroughly inspect the shipment										
		Total	United States	Britain	Japan	France	Germany	China	Mexico	Unsure
		Responses	Percentage	Percentage	Percentage	Percentage	Percentage	Percentage	Percentage	Percentage
Region	Canada 2013-08	1000	6.9	.7	.8	.3	.9	38.6	49.2	2.7
	Atlantic Canada	100	5.3	.0	.0	.0	1.1	30.4	62.1	1.1
	Quebec	250	5.4	2.0	1.3	.8	2.0	34.1	49.8	4.6
	Ontario	300	6.7	.2	.4	.0	.0	37.6	54.0	1.0
	Prairies	200	6.8	.3	1.8	.0	1.2	46.0	40.3	3.5
	British Columbia	150	11.0	.4	.0	.4	.0	43.4	42.0	2.8
Gender	Male	492	5.5	.9	.9	.5	.4	38.5	50.9	2.4
	Female	508	8.3	.5	.7	.0	1.3	38.6	47.6	3.0
Age	18 to 29	205	6.7	.0	1.3	1.0	.0	39.2	48.5	3.4
	30 to 39	169	10.0	1.1	.0	.0	2.1	40.9	41.0	4.9
	40 to 49	208	10.8	.6	.6	.0	1.2	40.2	45.6	1.1
	50 to 59	178	5.4	.3	.6	.3	.4	37.0	53.6	2.4
	60 plus	239	2.6	1.4	1.3	.0	.7	36.2	55.6	2.1

Question 5 (second ranked response) - Thinking about when a package or a shipping container of goods enters Canada from one of the countries below, please rank the first and second country that Canadian custom officials should thoroughly inspect the shipment										
		Total	United States	Britain	Japan	France	Germany	China	Mexico	Unsure
		Responses	Percentage	Percentage	Percentage	Percentage	Percentage	Percentage	Percentage	Percentage
Region	Canada 2013-08	973	9.2	1.0	3.3	1.4	3.9	37.1	37.8	6.2
	Atlantic Canada	99	8.7	1.1	6.0	.6	1.2	42.9	29.5	10.0
	Quebec	239	12.3	2.1	4.3	1.1	5.4	32.8	35.5	6.5
	Ontario	297	7.6	1.0	2.1	1.7	4.0	40.8	35.0	7.8
	Prairies	193	10.3	.3	2.0	1.4	1.9	33.3	46.7	4.1
	British Columbia	146	6.2	.0	3.9	2.1	5.8	37.8	41.1	3.0
Gender	Male	481	9.2	1.3	2.0	1.6	3.8	39.0	36.0	7.2
	Female	493	9.2	.7	4.6	1.3	4.1	35.3	39.5	5.3
Age	18 to 29	198	5.3	1.0	5.2	1.3	2.6	38.1	37.2	9.2
	30 to 39	161	10.5	3.0	5.3	.0	3.2	30.8	42.2	5.1
	40 to 49	206	12.6	1.1	2.2	2.9	2.9	35.3	38.2	4.9
	50 to 59	174	8.8	.0	2.3	.3	6.2	39.1	36.5	6.8
	60 plus	234	8.8	.2	2.0	2.2	4.8	40.7	35.9	5.3

Question 6 (first ranked response) - Thinking about when a visitor from one of the countries below arrives at the Canadian border, please rank the first and second country whose visitors Canadian customs officials should question most thoroughly?										
		Total	United States	Britain	Japan	France	Germany	China	Mexico	Unsure
		Responses	Percentage	Percentage	Percentage	Percentage	Percentage	Percentage	Percentage	Percentage
Region	Canada 2013-08	1000	13.0	1.7	.1	.9	2.0	33.6	41.3	7.2
	Atlantic Canada	100	11.4	.0	1.1	.7	.0	30.7	51.9	4.2
	Quebec	250	10.8	3.7	.0	1.6	3.6	35.7	36.6	8.1
	Ontario	300	9.5	1.1	.0	.0	1.1	35.5	45.5	7.3
	Prairies	200	16.0	.6	.0	.5	1.9	30.2	42.8	7.9
	British Columbia	150	20.7	2.4	.0	2.5	2.7	33.0	31.8	6.9
Gender	Male	492	10.1	2.4	.2	.9	1.8	37.5	42.1	4.9
	Female	508	15.9	1.0	.0	1.0	2.2	29.8	40.6	9.5
Age	18 to 29	205	14.9	3.1	.0	1.0	3.4	34.4	37.6	5.6
	30 to 39	169	14.6	.0	.0	.0	2.1	34.1	33.1	16.0
	40 to 49	208	14.5	1.8	.5	.6	2.5	32.1	41.5	6.6
	50 to 59	178	11.3	1.7	.0	1.4	.7	33.8	43.3	7.8
	60 plus	239	10.3	1.7	.0	1.6	1.3	33.7	48.7	2.7

Question 6 (second ranked response) - Thinking about when a visitor from one of the countries below arrives at the Canadian border, please rank the first and second country whose visitors Canadian customs officials should question most thoroughly?

		Total	United States	Britain	Japan	France	Germany	China	Mexico	Unsure
		Responses	Percentage	Percentage	Percentage	Percentage	Percentage	Percentage	Percentage	Percentage
Region	Canada 2013-08	928	13.7	3.6	3.3	4.6	4.7	32.8	28.7	8.7
	Atlantic Canada	96	7.8	.6	2.0	5.8	9.1	42.4	23.4	8.9
	Quebec	230	10.7	4.8	3.3	5.0	4.6	28.3	32.0	11.3
	Ontario	278	18.3	4.0	3.6	4.5	4.8	27.0	27.6	10.2
	Prairies	184	15.4	3.5	1.2	3.8	2.3	45.8	23.8	4.2
	British Columbia	140	11.1	2.9	6.3	4.4	4.8	27.6	35.9	6.8
	Gender									
	Male	468	13.6	3.6	2.1	5.0	3.2	33.9	29.1	9.5
	Female	459	13.8	3.5	4.4	4.2	6.2	31.6	28.4	7.8
	Age									
	18 to 29	194	14.1	4.7	4.7	2.4	6.5	30.5	22.1	14.9
	30 to 39	142	20.8	5.7	3.6	5.3	2.3	29.2	26.1	7.0
	40 to 49	195	14.2	3.7	3.3	5.5	2.5	34.5	30.2	6.1
	50 to 59	164	11.6	1.8	2.5	5.9	5.4	36.1	29.1	7.6
	60 plus	232	9.9	2.5	2.4	4.4	5.9	33.1	34.5	7.3

		Question 7 - In terms of national security (i.e. NATO, the United Nations), should Canada and the United States be moving towards greater and closer cooperation, or should they be maintaining separate national security policies and priorities?						
		Total	Much Closer Cooperation	Somewhat Closer Cooperation	Stay the same/No change	Somewhat Separate	Completely Separate	Don't know
		Responses	Percentage	Percentage	Percentage	Percentage	Percentage	Percentage
Region	Canada 2013-08	1000	16.4	28.5	20.1	21.4	10.5	3.1
	Atlantic Canada	100	16.0	34.9	18.8	13.3	12.9	4.2
	Quebec	250	20.4	26.8	21.3	22.0	6.9	2.5
	Ontario	300	18.4	30.9	16.5	22.7	9.9	1.5
	Prairies	200	13.6	29.2	25.6	20.2	8.7	2.6
	British Columbia	150	9.6	21.2	19.0	24.9	18.4	7.0
Gender	Male	492	19.6	28.1	22.0	19.7	9.0	1.6
	Female	508	13.3	28.9	18.3	23.1	11.9	4.5
Age	18 to 29	205	12.6	27.7	23.6	22.2	12.7	1.2
	30 to 39	169	12.6	36.8	21.7	19.5	2.0	7.5
	40 to 49	208	20.9	22.6	17.8	21.6	13.7	3.4
	50 to 59	178	15.8	27.2	18.4	22.4	13.3	2.9
	60 plus	239	18.9	29.4	19.3	21.2	9.7	1.4

		Question 8 - In terms of border security, should Canada and the United States be moving towards greater and closer cooperation, or should they be maintaining more separate policies and priorities?						
		Total	Much Closer Cooperation	Somewhat Closer Cooperation	Stay the same/No change	Somewhat Separate	Completely Separate	Don't know
		Responses	Percentage	Percentage	Percentage	Percentage	Percentage	Percentage
Region	Canada 2013-08	1000	26.8	34.9	14.2	16.0	7.1	1.1
	Atlantic Canada	100	26.9	36.9	16.5	10.4	8.1	1.3
	Quebec	250	27.8	26.3	17.7	20.6	6.1	1.5
	Ontario	300	30.5	34.5	14.2	12.3	7.5	.9
	Prairies	200	21.7	43.4	9.6	18.5	5.0	1.8
	British Columbia	150	24.2	37.0	12.9	15.9	10.0	.0
Gender	Male	492	30.8	33.7	13.0	16.4	6.0	.1
	Female	508	22.9	36.0	15.4	15.6	8.2	2.1
Age	18 to 29	205	23.5	36.2	14.6	19.0	6.7	.0
	30 to 39	169	23.6	41.2	11.3	19.3	2.7	2.0
	40 to 49	208	28.9	35.1	13.4	13.8	7.6	1.2
	50 to 59	178	28.3	32.9	13.9	15.7	8.1	1.0
	60 plus	239	28.8	30.5	16.7	13.1	9.4	1.5

		Question 9 - In terms of anti-terrorism measures, should Canada and the United States be moving towards greater and closer cooperation, or should they be maintaining more separate policies and priorities?						
		Total	Much Closer Cooperation	Somewhat Closer Cooperation	Stay the same/No change	Somewhat Separate	Completely Separate	Don't know
		Responses	Percentage	Percentage	Percentage	Percentage	Percentage	Percentage
Region	Canada 2013-08	1000	30.2	28.1	11.2	17.6	12.0	.9
	Atlantic Canada	100	36.2	20.7	14.6	19.0	8.8	.7
	Quebec	250	29.6	26.8	11.1	18.1	12.9	1.5
	Ontario	300	33.6	27.6	9.6	17.6	11.2	.4
	Prairies	200	25.8	33.7	10.6	15.2	13.3	1.5
	British Columbia	150	26.4	28.5	13.0	19.3	12.7	.0
Gender	Male	492	32.9	27.4	11.4	15.9	12.3	.1
	Female	508	27.7	28.7	10.9	19.4	11.8	1.6
Age	18 to 29	205	21.4	24.4	13.6	20.8	19.7	.0
	30 to 39	169	29.8	34.2	8.5	20.9	5.4	1.1
	40 to 49	208	36.1	24.5	9.3	15.0	13.9	1.2
	50 to 59	178	31.5	26.4	10.3	19.6	11.5	.7
	60 plus	239	32.1	31.3	13.1	13.4	8.8	1.2

		Question 10 - In your opinion, how important or unimportant is it for Canada and the United States to work together to develop an integrated energy policy to remove any dependence on Middle East oil? Is it very important, somewhat important, somewhat unimportant, or very unimportant?						
		Total	Very important	Somewhat important	Neither important nor unimportant	Somewhat unimportant	Very unimportant	Unsure
		Responses	Percentage	Percentage	Percentage	Percentage	Percentage	Percentage
Region	Canada 2013-08	1000	47.0	30.9	7.0	6.2	5.9	2.9
	Atlantic Canada	100	51.1	24.7	3.4	5.5	8.5	6.7
	Quebec	250	45.0	32.0	7.9	4.5	5.5	5.0
	Ontario	300	49.0	31.5	5.9	7.5	3.9	2.1
	Prairies	200	42.7	34.9	6.9	9.7	4.6	1.2
	British Columbia	150	49.2	26.5	10.4	2.5	10.6	.8
Gender	Male	492	50.7	27.9	6.7	5.5	6.5	2.7
	Female	508	43.4	33.8	7.3	7.0	5.4	3.2
Age	18 to 29	205	49.9	33.7	4.3	3.6	3.7	4.8
	30 to 39	169	45.6	35.3	8.7	6.5	2.9	.9
	40 to 49	208	50.2	24.3	8.4	6.5	5.2	5.4
	50 to 59	178	41.5	33.5	5.3	9.3	8.8	1.5
	60 plus	239	46.8	29.1	8.3	5.7	8.4	1.6