

# Views on free trade talks between Canada and China

National survey released April, 2017  
Project 2017-1002B

THE GLOBE AND MAIL<sup>✶</sup>

 NANOS SURVEY



## Canadians are uncomfortable allowing Chinese state-owned enterprises new access to Canadian economy; feel free trade with China should be linked to human rights

A significant majority of Canadians say they are uncomfortable or somewhat uncomfortable with allowing Chinese state-owned enterprises new access to the Canadian economy, and feel that these enterprises should be subjected to national security tests when taking over Canadian firms. Two thirds of Canadians say that human rights in China should be linked to free trade negotiations between Canada and China.

- **Nearly nine in ten Canadians say they are uncomfortable or somewhat uncomfortable with allowing Chinese state-owned enterprises new access to the Canadian economy** – When asked their comfort level with allowing Chinese state-owned enterprises new access to the Canadian economy, including allowing Chinese state-owned enterprises to buy high tech Canadian firms and ending restrictions barring these enterprises from investing in the oil sands, nine in ten Canadians say they are uncomfortable (59%) or somewhat uncomfortable (29%), followed by Canadians who say they are somewhat comfortable (nine per cent) or comfortable (two per cent). Two per cent of Canadians are unsure.
- **Four in five Canadians oppose or somewhat oppose allowing Chinese state-owned enterprises to takeover Canadian firms without national security tests** – When asked whether their level of support for allowing Chinese state-owned enterprises to takeover Canadian firms without national security tests in a future trade deal, eight in ten Canadians say they oppose (71%) or somewhat oppose (10%) this, compared to less than one in five who support (12%) or somewhat support (five per cent) this change. One per cent of Canadians are unsure.
- **Two in three Canadians believe that Canada should link human rights in China to free trade negotiations with China** – When asked which view was closer to their own regarding the linking of free trade negotiations and human rights in China, two in three Canadians say that Canada should link human rights in China to free trade negotiations with China (66%), followed by those (21%) who say that human rights in China should not be linked to free trade negotiations with China. Fourteen per cent of Canadians are unsure.

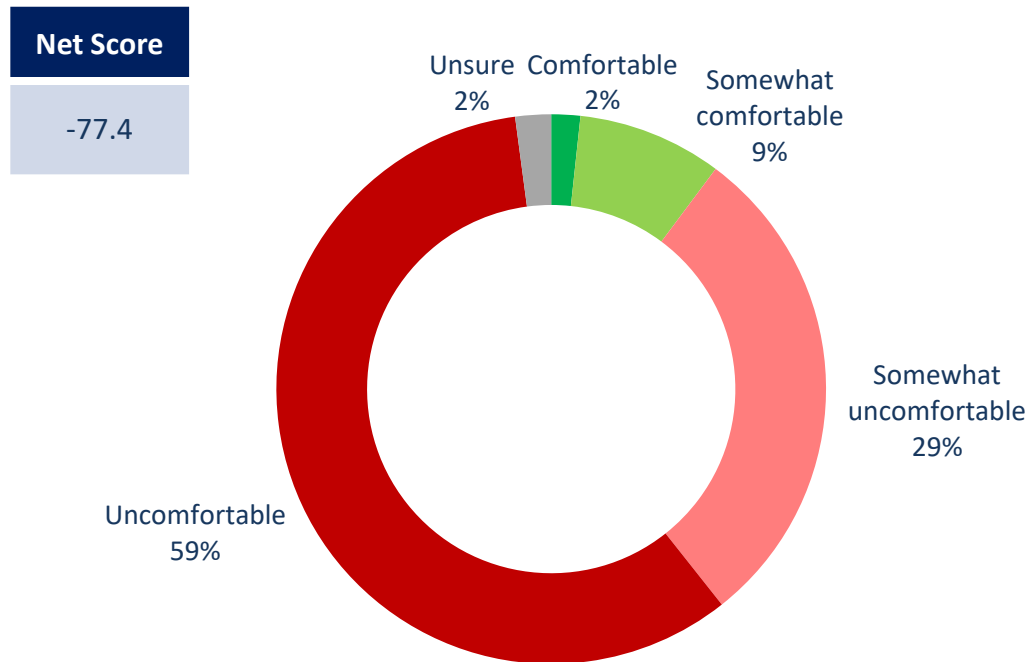
These observations are based on an RDD dual frame (land- and cell-lines) hybrid telephone and online random survey of 1,000 Canadians, 18 years of age or older, between April 1<sup>st</sup> and 4<sup>th</sup>, 2017 as part of an omnibus survey. The margin of error for a random survey of 1,000 Canadians is  $\pm 3.1$  percentage points, 19 times out of 20.

This study was commissioned by The Globe and Mail.



# Comfort with Chinese enterprises having new access to economy

Source: The Globe and Mail/Nanos Research, RDD dual frame hybrid telephone and online random survey, April 1<sup>st</sup> to 4<sup>th</sup>, 2017, n=1000, accurate 3.1 percentage points plus or minus, 19 times out of 20.



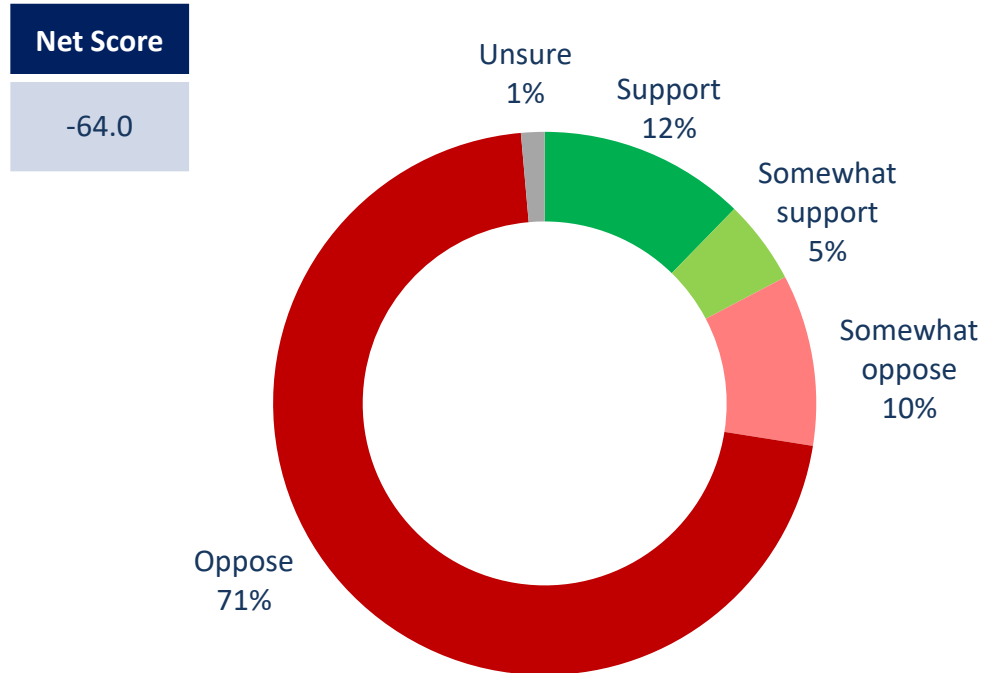
**\*Note: Charts may not add up to 100 due to rounding**

**QUESTION** – As part of its position, China wants new access to the Canadian economy, including allowing Chinese state-owned enterprises to buy high tech Canadian firms and ending restrictions barring these enterprises from investing in the oil sands. Are you comfortable, somewhat comfortable, somewhat uncomfortable or uncomfortable allowing Chinese state-owned enterprises this new access to the Canadian economy?

Subgroups	Uncomfortable/ Somewhat uncomfortable
Atlantic (n=100)	86.8%
Quebec (n=250)	86.5%
Ontario (n=300)	88.3%
Prairies (n=200)	86.8%
British Columbia (n=150)	89.9%
Male (n=479)	83.7%
Female (n=521)	91.4%
18 to 29 (n=168)	79.1%
30 to 39 (n=158)	87.2%
40 to 49 (n=201)	90.8%
50 to 59 (n=224)	89.0%
60 plus (n=249)	91.0%

# National security and Chinese takeovers

Source: The Globe and Mail/Nanos Research, RDD dual frame hybrid telephone and online random survey, April 1<sup>st</sup> to 4<sup>th</sup>, 2017, n=1000, accurate 3.1 percentage points plus or minus, 19 times out of 20.



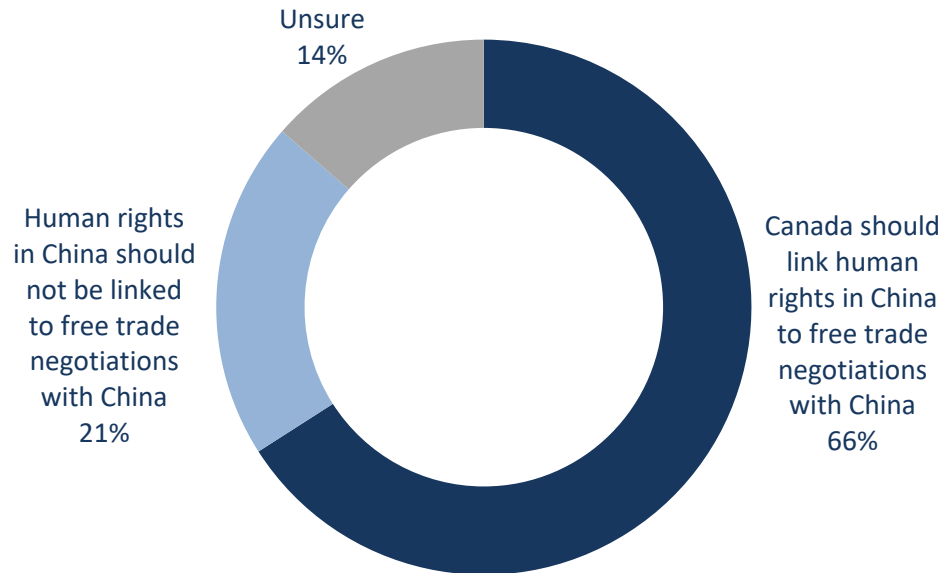
**\*Note:** Charts may not add up to 100 due to rounding

Subgroups	Support/ Somewhat support
Atlantic (n=100)	70.9%
Quebec (n=250)	86.0%
Ontario (n=300)	79.2%
Prairies (n=200)	79.9%
British Columbia (n=150)	86.9%
Male (n=479)	78.2%
Female (n=521)	84.4%
18 to 29 (n=168)	79.1%
30 to 39 (n=158)	83.0%
40 to 49 (n=201)	83.8%
50 to 59 (n=224)	83.5%
60 plus (n=249)	78.8%

**QUESTION** – Currently, Canada subjects all Chinese takeovers of Canadian firms to national security tests before they can proceed. Do you support, somewhat support, somewhat oppose, or oppose allowing Chinese state-owned enterprises to takeover Canadian firms without national security tests in a future trade deal?

# Views on linking human rights in China to free trade negotiations

Source: The Globe and Mail/Nanos Research, RDD dual frame hybrid telephone and online random survey, April 1<sup>st</sup> to 4<sup>th</sup>, 2017, n=1000, accurate 3.1 percentage points plus or minus, 19 times out of 20.



Subgroups	Should link
Atlantic (n=100)	60.1%
Quebec (n=250)	69.4%
Ontario (n=300)	65.2%
Prairies (n=200)	65.0%
British Columbia (n=150)	66.7%
Male (n=479)	63.9%
Female (n=521)	67.9%
18 to 29 (n=168)	73.8%
30 to 39 (n=158)	62.9%
40 to 49 (n=201)	72.8%
50 to 59 (n=224)	65.4%
60 plus (n=249)	57.6%

**\*Note:** Charts may not add up to 100 due to rounding

**QUESTION** – Which of the following two views is closer to your own?



## Methodology

# Methodology

Nanos conducted an RDD dual frame (land- and cell-lines) hybrid telephone and online random survey of 1,000 Canadians, 18 years of age or older, between April 1<sup>st</sup> and 4<sup>th</sup>, 2017 as part of an omnibus survey. Participants were randomly recruited by telephone using live agents and administered a survey online. The sample included both land- and cell-lines across Canada. The results were statistically checked and weighted by age and gender using the latest Census information and the sample is geographically stratified to be representative of Canada.

Individuals randomly called using random digit dialling with a maximum of five call backs.

The margin of error for a random survey of 1,000 Canadians is  $\pm 3.1$  percentage points, 19 times out of 20.

The data presented in this research is part of a joint project by The Globe and Mail and Nanos Research.

Note: Charts may not add up to 100 due to rounding.

# Technical Note


Element	Description	Element	Description
Organization who commissioned the research	Globe and Mail	Weighting of Data	The results were weighted by age and gender using the latest Census information (2014) and the sample is geographically stratified to ensure a distribution across all regions of Canada. See tables for full weighting disclosure
Final Sample Size	1,000 Randomly selected individuals.	Screening	Screening ensured potential respondents did not work in the market research industry, in the advertising industry, in the media or a political party prior to administering the survey to ensure the integrity of the data.
Margin of Error	±3.1 percentage points, 19 times out of 20.	Excluded Demographics	Individuals younger than 18 years old; individuals without land or cell line could not participate.
Mode of Survey	RDD dual frame (land- and cell-lines) hybrid telephone and online omnibus survey	Stratification	By age and gender using the latest Census information (2014) and the sample is geographically stratified to be representative of Canada. Smaller areas such as Atlantic Canada were marginally oversampled to allow for a minimum regional sample.
Sampling Method Base	The sample included both land- and cell-lines RDD (Random Digit Dialed) across Canada.	Estimated Response Rate	Fourteen percent, consistent with industry norms.
Demographics (Captured)	Atlantic Canada, Quebec, Ontario, Prairies, British Columbia; Men and Women; 18 years and older. Six digit postal code was used to validate geography.	Question Order	Question order in the preceding report reflects the order in which they appeared in the original questionnaire.
Demographics (Other)	Age, gender, education, income	Question Content	This was module three of an omnibus survey. Preceding modules asked about unprompted issues of national concern, environmental regulations, and the federal budget.
Fieldwork/Validation	Live interviews with live supervision to validate work as per the MRIA Code of Conduct	Question Wording	The questions in the preceding report are written exactly as they were asked to individuals.
Number of Calls/	Maximum of five call backs.	Survey Company	Nanos Research
Time of Calls	Individuals were called between 12-5:30 pm and 6:30-9:30pm local time for the respondent.	Contact	Contact Nanos Research for more information or with any concerns or questions. <a href="http://www.nanosresearch.com">http://www.nanosresearch.com</a> Telephone:(613) 234-4666 ext. Email: info@nanosresearch.com.
Field Dates	April 1 <sup>st</sup> to 4 <sup>th</sup> , 2017.		
Language of Survey	The survey was conducted in both English and French.		





# About Nanos

Nanos is one of North America's most trusted research and strategy organizations. Our team of professionals is regularly called upon by senior executives to deliver superior intelligence and market advantage whether it be helping to chart a path forward, managing a reputation or brand risk or understanding the trends that drive success. Services range from traditional telephone surveys, through to elite in-depth interviews, online research and focus groups. Nanos clients range from Fortune 500 companies through to leading advocacy groups interested in understanding and shaping the public landscape. Whether it is understanding your brand or reputation, customer needs and satisfaction, engaging employees or testing new ads or products, Nanos provides insight you can trust.



## Tabulations

THE GLOBE AND MAIL



**NANOS SURVEY**

**2017-1002 – Globe and Mail/Nanos Survey – Canada China Trade STAT SHEET**

			Region					Gender			Age				
			Canada 2017-03	Atlantic Canada	Quebec	Ontario	Prairies	British Columbia	Male	Female	18 to 29	30 to 39	40 to 49	50 to 59	60 plus
Question - As part of its position, China wants new access to the Canadian economy, including allowing Chinese state-owned enterprises to buy high tech Canadian firms and ending restrictions barring these enterprises from investing in the oil sands. Are you comfortable, somewhat comfortable, somewhat uncomfortable or uncomfortable allowing Chinese state-owned enterprises this new access to the Canadian economy?	Total	Unwgt N	1000	100	250	300	200	150	479	521	168	158	201	224	249
		Wgt N	1000	100	250	300	200	150	487	513	197	163	187	189	265
	Comfortable	%	1.7	1.8	2.7	1.4	2.1	.0	3.1	.4	.9	2.2	2.1	3.0	.8
	Somewhat comfortable	%	8.5	8.7	8.6	7.1	10.2	8.8	11.7	5.5	14.5	8.3	5.3	6.8	7.8
	Somewhat uncomfortable	%	29.1	30.4	27.3	29.3	32.7	26.2	29.6	28.7	24.0	29.0	35.0	23.0	33.2
	Uncomfortable	%	58.5	56.4	59.2	59.0	54.1	63.7	54.1	62.7	55.1	58.2	55.8	66.0	57.8
	Unsure	%	2.1	2.6	2.2	3.2	.9	1.3	1.5	2.8	5.5	2.4	1.8	1.2	.4

			Region					Gender			Age				
			Canada 2017-03	Atlantic Canada	Quebec	Ontario	Prairies	British Columbia	Male	Female	18 to 29	30 to 39	40 to 49	50 to 59	60 plus
Question -Currently, Canada subjects all Chinese takeovers of Canadian firms to national security tests before they can proceed. Do you support, somewhat support, somewhat oppose, or oppose allowing Chinese state-owned enterprises to takeover Canadian firms without national security tests in a future trade deal?	Total	Unwgt N	1000	100	250	300	200	150	479	521	168	158	201	224	249
		Wgt N	1000	100	250	300	200	150	487	513	197	163	187	189	265
	Support	%	12.3	19.6	8.7	12.4	13.7	11.0	14.6	10.0	10.6	14.3	8.4	11.4	15.5
	Somewhat support	%	5.0	6.2	4.6	5.9	6.0	1.7	5.9	4.2	6.3	2.2	5.8	4.7	5.3
	Somewhat oppose	%	10.2	6.4	17.3	7.9	11.0	4.6	12.7	7.9	17.4	10.4	6.3	10.0	7.8
	Oppose	%	71.1	64.5	68.7	71.3	68.9	82.3	65.5	76.5	61.7	72.6	77.5	73.5	71.0
	Unsure	%	1.4	3.3	.7	2.5	.4	.4	1.4	1.4	4.0	.6	1.9	.3	.4

**2017-1002 – Globe and Mail/Nanos Survey – Canada China Trade STAT SHEET**

			Region							Gender		Age				
			Canada 2017-03	Atlantic Canada	Quebec	Ontario	Prairies	British Columbia	Male	Female	18 to 29	30 to 39	40 to 49	50 to 59	60 plus	
Question - Which of the following two views is closer to your own?	Total	Unwgt N	1000	100	250	300	200	150	479	521	168	158	201	224	249	
		Wgt N	1000	100	250	300	200	150	487	513	197	163	187	189	265	
	Canada should link human rights in China to free trade negotiations with China	%	66.0	60.1	69.4	65.2	65.0	66.7	63.9	67.9	73.8	62.9	72.8	65.4	57.6	
	Human rights in China should not be linked to free trade negotiations with China	%	20.5	29.2	17.3	19.9	22.2	19.0	26.9	14.4	11.4	20.0	13.2	25.1	29.4	
	Unsure	%	13.6	10.7	13.3	14.9	12.8	14.3	9.2	17.7	14.7	17.1	14.0	9.5	13.1	