

# Views on duties and tariffs on foreign goods

## CABC Survey Summary

submitted by Nanos to the Canadian American Business Council, October 2016  
(Submission 2016-915)





# Majority of Canadians support or somewhat support raising the duty free limit to \$200 CAD

Support is high for the government increasing the current duty free limit to \$200 CAD, saying it would benefit consumers and make prices more competitive. About half of Canadians agree or somewhat agree that charging these duties is good for the Canadian economy, but a comfortable majority agree or somewhat agree that these duties and taxes have prevented them from buying goods from an online retailer outside of Canada. Among Canadians who reported purchasing goods from such online retailers in the past year, six in ten say they were somewhat not or not surprised about any duties or sales tax applied to the cost of their purchase.

- **Half of Canadians say the Government should increase the current value of foreign goods Canadians can have delivered without incurring duties and sales taxes** – Half of Canadians say the Government should increase the current \$20 CAD value of foreign goods that Canadians can have delivered without incurring sales taxes and duties, while 20 per cent say the value should be kept at \$20 CAD. Eighteen per cent say the Government should decrease the value and 12 per cent are unsure.
- **The median value of goods Canadians say should be delivered without incurring these charges is \$200 CAD** – Asked what an appropriate duty free limit would be when a Canadian buys something from an online store, the median limit suggested by Canadians was \$200.00 CAD, while the average (mean) limit was \$811.29 CAD.
- **Over six in ten Canadians agree or somewhat agree that they have decided against buying something because of extra duties and charges** – Just over six in ten Canadians agree (39%) or somewhat agree (23%) that they have decided against buying something from an online retailer outside of Canada because of the extra duties and charges they were required to pay to bring the goods into Canada. Eleven per cent somewhat disagree with this, while 21 per cent disagree. Six per cent are unsure.
- **Half of Canadians agree or somewhat agree that charging duties and fees to import goods purchased online from outside of Canada benefits the economy** – Just over half of Canadians agree (20%) or somewhat agree (32%) that charging Canadians duties and fees to import goods they purchase online from other countries benefits the Canadian economy. Twenty-one per cent somewhat disagree with this, while 19 per cent disagree. Nine per cent are unsure.

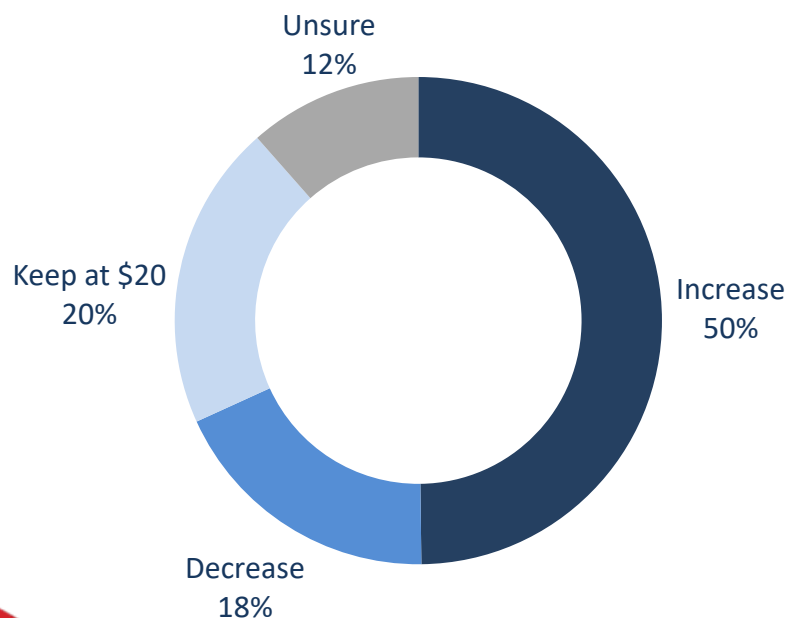
- **Canadians are divided over support for charging duty and sales tax to import goods for personal use** – Half of Canadians support (20%) or somewhat support (30%) charging Canadians a duty and sales tax for importing goods for their personal use, while just under half somewhat oppose (22%) or oppose this (24%). Four per cent are unsure.
- **Over three in four Canadians support or somewhat support the Government raising the duty free limit to \$200 CAD** – More than three in four Canadians support (58%) or somewhat support (18%) the Government raising the duty free limit to \$200 CAD, while ten per cent each somewhat oppose and oppose this. Four per cent are unsure.
- **Canadians say raising the duty free limit would benefit consumers, make prices more competitive and give Canadians greater access to products** – Asked to state the reason for their opinion regarding raising the limit, 20 per cent of Canadians say raising the limit would benefit consumers/make prices more competitive/give them access to more products outside of Canada, followed by the current limit is too low/outdated and likely implies processing costs that are too high (17%), and it would put the Canadian economy at a disadvantage/support buying locally (16%). Also mentioned was support free trade/duties should be in line with those of other countries (eight per cent), it is fair/a reasonable amount/it wouldn't have a major impact on the economy (eight per cent), we pay enough tax already (five per cent), the limit should be even higher (five per cent), that limit would be too high (two per cent), and taxes are needed to pay for social goods (two per cent). Seventeen per cent are unsure.
- **Six in ten Canadians report having purchased goods from an online retailer outside of Canada in the past year** – Sixty per cent of Canadians report having purchased goods from an online retailer outside of Canada and had it delivered to them in Canada in the past year, while 39 per cent report they have not. One per cent of Canadians are unsure.
- **Just over six in ten of those who report purchasing goods in the past year were somewhat not or not surprised about any duty or sales tax added to the cost of purchase** – Among those who reported having purchased goods online from a retailer outside of Canada, six in ten say they were somewhat not (15%) or not surprised (46%) about any duty or sales tax added to the cost of their purchase as it entered Canada for delivery. Eighteen per cent say they were surprised, and 19 per cent say they were somewhat surprised. Three per cent are unsure.

Nanos conducted an RDD dual frame (land- and cell-lines) hybrid telephone and online random survey of 1,000 Canadians, 18 years of age or older, between September 24<sup>th</sup> and 27<sup>th</sup>, 2016 as part of an omnibus survey. Participants were randomly recruited by telephone using live agents and administered a survey online. The margin of error for a random survey of 1,000 Canadians is  $\pm 3.1$  percentage points, 19 times out of 20.

The research was commissioned by Canadian American Business Council.

# Value of charges for foreign goods

Source: Nanos Research, RDD dual frame hybrid telephone and online random survey, Sept 24<sup>th</sup> to 27<sup>th</sup>, 2016, n=1000, accurate  $\pm 3.1$  percentage points plus or minus, 19 times out of 20.



Subgroups	Increase
Atlantic (n=100)	42.1%
Quebec (n=250)	44.8%
Ontario (n=300)	49.4%
Prairies (n=200)	56.7%
British Columbia (n=150)	54.7%
Male (n=500)	54.4%
Female (n=500)	45.3%
18 to 29 (n=151)	44.9%
30 to 39 (n=151)	44.5%
40 to 49 (n=248)	54.5%
50 to 59 (n=202)	51.3%
60 plus (n=248)	52.1%

**\*Note: Charts may not add up to 100 due to rounding**

**QUESTION** – As you may know, goods purchased outside of Canada that cost \$20 Canadian or more have applicable duty and sales tax applied at the border when they enter Canada to be delivered. Do you think the Government should increase, decrease, or keep at \$20, the value of foreign goods Canadians can have delivered without paying these charges?

# Canadian duty free limit

Source: Nanos Research, RDD dual frame hybrid telephone and online random survey, Sept 24th to 27th, 2016, n=1000, accurate  $\pm 3.1$  percentage points plus or minus, 19 times out of 20.

Region	Mean	Median
Canada (n=997)	\$811.29	\$200.00
Atlantic (n=100)	\$1,108.46	\$132.37
Quebec (n=248)	\$773.76	\$150.00
Ontario (n=299)	\$324.62	\$200.00
Prairies (n=200)	\$1,729.36	\$200.00
British Columbia (n=150)	\$421.50	\$200.00

Gender	Mean	Median
Canada (n=997)	\$811.29	\$200.00
Male (n=485)	\$1,188.04	\$200.00
Female (n=512)	\$454.88	\$200.00

Age	Mean	Median
Canada (n=997)	\$811.29	\$200.00
18 to 29 (n=196)	\$897.62	\$200.00
30 to 39 (n=161)	\$359.82	\$200.00
40 to 49 (n=187)	\$384.57	\$200.00
50 to 59 (n=189)	\$1,831.66	\$200.00
60 plus (n=264)	\$595.95	\$130.88

**QUESTION** – Goods \$20 or less (about \$15US) in value delivered into Canada are free of duty and sales tax. In Japan, when Japanese buy foreign goods \$90 US or less in value they can enter duty free. In the US, when Americans buy foreign goods \$800 US or less in value then enter the US duty free. What do you think would be an appropriate duty free limit when a Canadian buys something online from a foreign country and has it delivered into Canada? \$\_\_\_\_\_ Canadian [Open-ended]

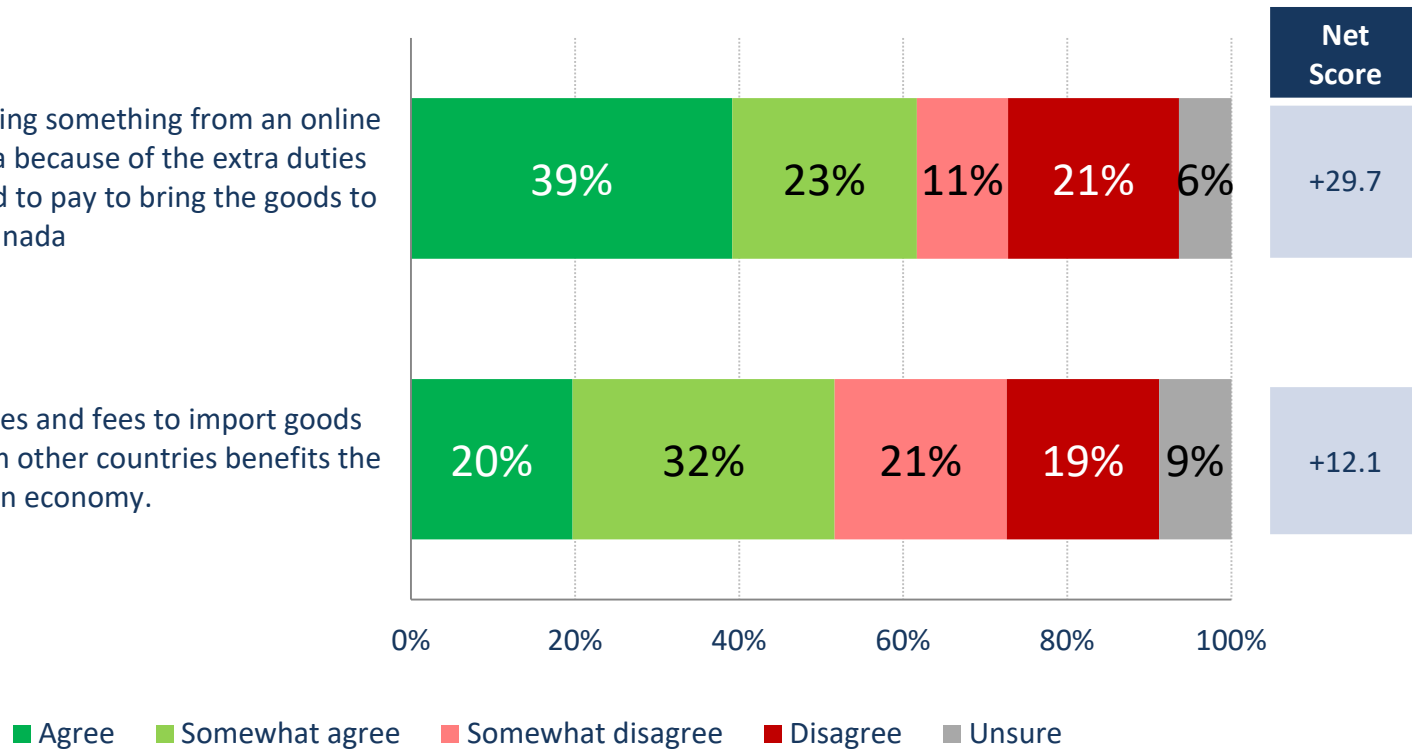


# Duties and charges for online purchases

Source: Nanos Research, RDD dual frame hybrid telephone and online random survey, Sept 24<sup>th</sup> to 27<sup>th</sup>, 2016, n=1000, accurate ±3.1 percentage points plus or minus, 19 times out of 20.

I have decided against buying something from an online retailer outside of Canada because of the extra duties and charges I was required to pay to bring the goods to Canada

Charging Canadians duties and fees to import goods they purchase online from other countries benefits the Canadian economy.

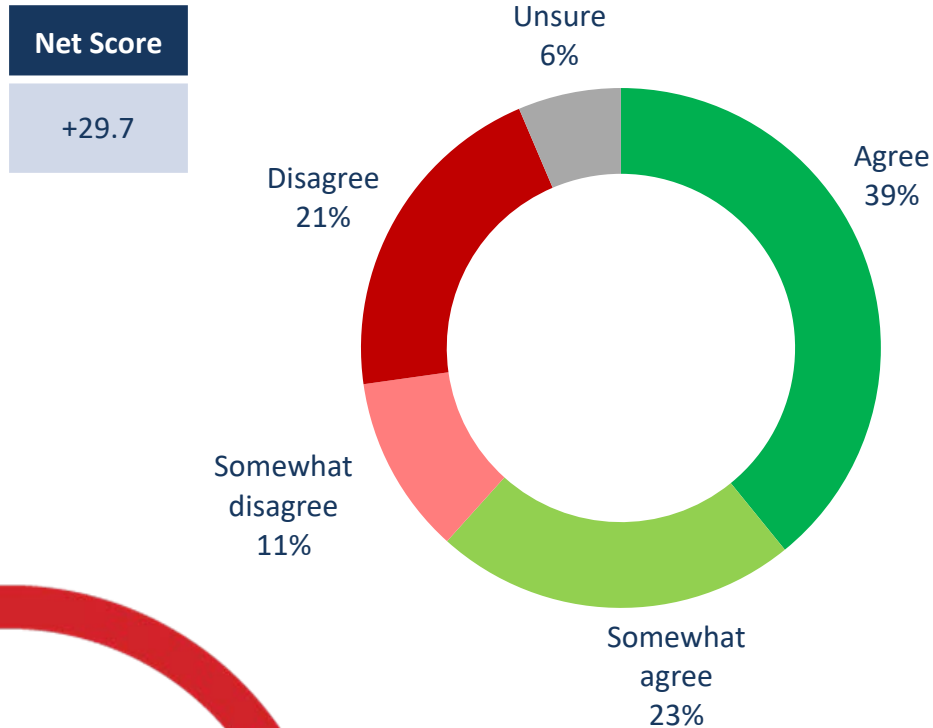


**\*Note:** Charts may not add up to 100 due to rounding

**QUESTION** – Do you agree, somewhat agree, somewhat disagree, or disagree with the following statements? [ROTATE]

# Impact of duties and charges on online purchasing decisions

Source: Nanos Research, RDD dual frame hybrid telephone and online random survey, Sept 24<sup>th</sup> to 27<sup>th</sup>, 2016, n=1000, accurate  $\pm 3.1$  percentage points plus or minus, 19 times out of 20.



**\*Note:** Charts may not add up to 100 due to rounding

Subgroups	Agree/ Somewhat agree
Atlantic (n=100)	74.7%
Quebec (n=250)	49.4%
Ontario (n=300)	68.5%
Prairies (n=200)	60.9%
British Columbia (n=150)	60.7%
Male (n=500)	55.6%
Female (n=500)	67.4%
18 to 29 (n=151)	65.0%
30 to 39 (n=151)	61.2%
40 to 49 (n=248)	65.9%
50 to 59 (n=202)	60.7%
60 plus (n=248)	57.2%

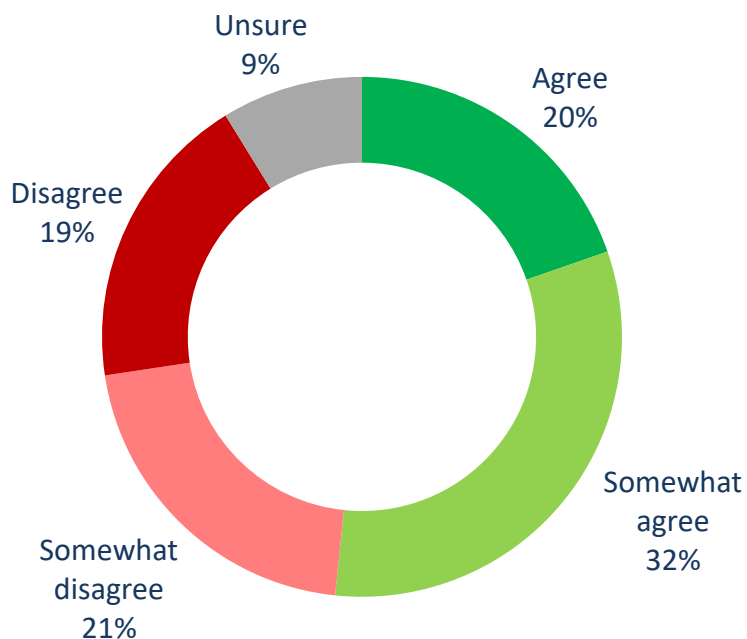
**QUESTION** – Do you agree, somewhat agree, somewhat disagree, or disagree with the following statements: [ROTATE]

**I have decided against buying something from an online retailer outside of Canada because of the extra duties and charges I was required to pay to bring the goods to Canada.**

# Benefits of duties and fees for the Canadian economy

Source: Nanos Research, RDD dual frame hybrid telephone and online random survey, Sept 24<sup>th</sup> to 27<sup>th</sup>, 2016, n=1000, accurate  $\pm 3.1$  percentage points plus or minus, 19 times out of 20.

**Net Score**  
**+12.1**



**\*Note:** Charts may not add up to 100 due to rounding

**QUESTION** – Do you agree, somewhat agree, somewhat disagree, or disagree with the following statements [ROTATE]:

**Charging Canadians duties and fees to import goods they purchase online from other countries benefits the Canadian economy.**

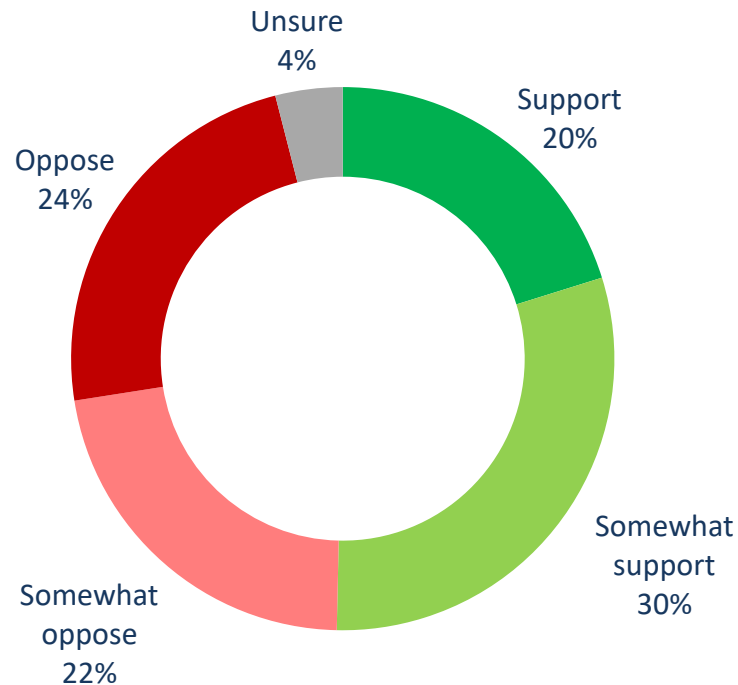
Subgroups	Agree/ Somewhat agree
Atlantic (n=100)	55.5%
Quebec (n=250)	54.4%
Ontario (n=300)	46.4%
Prairies (n=200)	52.2%
British Columbia (n=150)	54.2%
Male (n=500)	50.3%
Female (n=500)	52.9%
18 to 29 (n=151)	52.3%
30 to 39 (n=151)	48.1%
40 to 49 (n=248)	48.8%
50 to 59 (n=202)	52.9%
60 plus (n=248)	54.4%



# Charging duty and sales tax for personal goods

Source: Nanos Research, RDD dual frame hybrid telephone and online random survey, Sept 24<sup>th</sup> to 27<sup>th</sup>, 2016, n=1000, accurate  $\pm 3.1$  percentage points plus or minus, 19 times out of 20.

**Net Score**  
**+4.7**



**\*Note: Charts may not add up to 100 due to rounding**

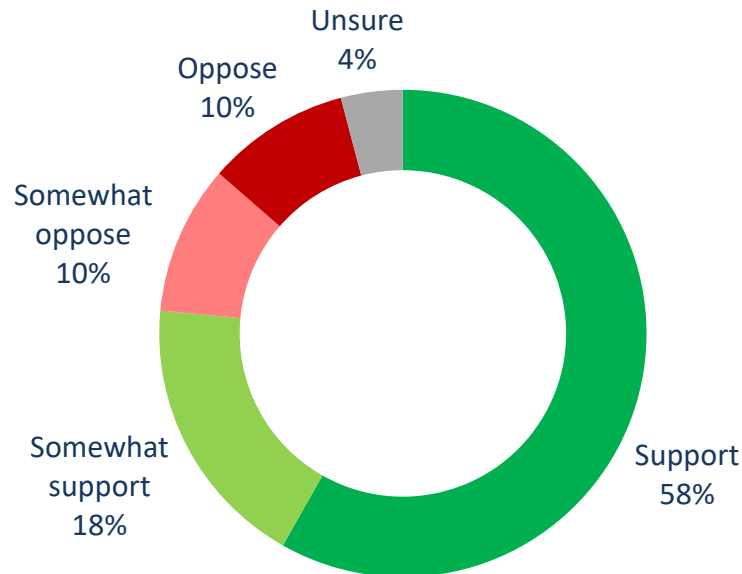
Subgroups	Support/ Somewhat Support
Atlantic (n=100)	52.6%
Quebec (n=250)	53.5%
Ontario (n=300)	47.9%
Prairies (n=200)	47.0%
British Columbia (n=150)	52.8%
Male (n=500)	50.8%
Female (n=500)	49.9%
18 to 29 (n=151)	44.0%
30 to 39 (n=151)	46.8%
40 to 49 (n=248)	49.3%
50 to 59 (n=202)	54.7%
60 plus (n=248)	54.7%

**QUESTION** – Do you support, somewhat support, somewhat oppose or oppose, charging Canadians a duty and sales tax for importing goods for their personal use?

# Support for raising the duty free limit

Source: Nanos Research, RDD dual frame hybrid telephone and online random survey, Sept 24<sup>th</sup> to 27<sup>th</sup>, 2016, n=1000, accurate  $\pm 3.1$  percentage points plus or minus, 19 times out of 20.

**Net Score**  
**+57.1**



Subgroups	Support/ Somewhat Support
Atlantic (n=100)	78.1%
Quebec (n=250)	67.1%
Ontario (n=300)	78.2%
Prairies (n=200)	81.0%
British Columbia (n=150)	81.4%
Male (n=500)	76.1%
Female (n=500)	76.8%
18 to 29 (n=151)	81.0%
30 to 39 (n=151)	76.3%
40 to 49 (n=248)	79.2%
50 to 59 (n=202)	74.9%
60 plus (n=248)	72.3%

**\*Note:** Charts may not add up to 100 due to rounding

**QUESTION** – The Government of Canada currently waives the duty and sales tax for any purchase of less than \$20. Would you support, somewhat support, somewhat oppose or oppose, raising the duty free limit to \$200?

# Reason for opinion on raising duty free limit

Source: Nanos Research, RDD dual frame hybrid telephone and online random survey, Sept 24<sup>th</sup> to 27<sup>th</sup>, 2016, n=1002, accurate  $\pm 3.1$  percentage points plus or minus, 19 times out of 20.

	Support (n=582)	Somewhat support (n=183)	Somewhat oppose (n=99)	Oppose (n=96)	Unsure (n=42)	Total (n=1002)
Would benefit consumer/make prices more competitive/give us access to more products outside	27.0%	19.1%	1.0%	-	4.8%	19.5%
The current limit is too low/outdated and likely implies processing costs that are too high	23.4%	15.8%	-	-	-	16.5%
It would put the Canadian economy and products at a disadvantage/I support buying locally	2.4%	9.8%	67.7%	62.5%	9.5%	16.3%
I support free trade/Duties should be in line with those of other countries	10.8%	6.0%	5.1%	4.2%	-	8.3%
It's fair/it's a reasonable amount/It wouldn't have a major impact on the economy	11.3%	7.7%	-	-	-	8.0%
We pay enough tax already	6.9%	2.2%	2.0%	5.2%	4.8%	5.3%
The limit should be even higher	3.8%	6.0%	1.0%	10.4%	4.8%	4.6%
The limit would be too high	-	6.0%	9.1%	3.1%	-	2.3%
Taxes are needed to pay for social goods	0.2%	3.3%	7.1%	3.1%	-	1.7%
Other	0.3%	-	4.0%	4.2%	-	1.0%
Unsure	13.9%	24.0%	3.0%	7.3%	76.2%	16.7%

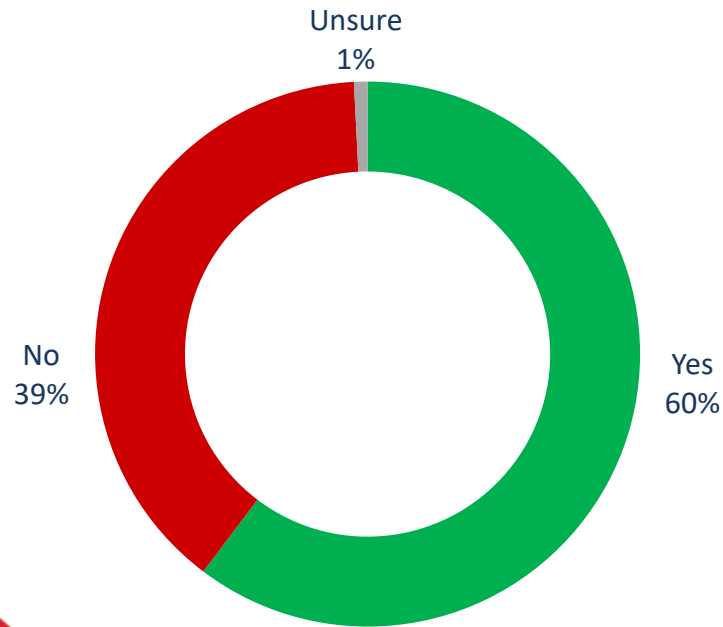
**QUESTION** – Why do you have that opinion? [Open-ended]

# Purchases from outside retailer in past year

Source: Nanos Research, RDD dual frame hybrid telephone and online random survey, Sept 24<sup>th</sup> to 27<sup>th</sup>, 2016, n=1000, accurate  $\pm 3.1$  percentage points plus or minus, 19 times out of 20.

Net Score

+21.4



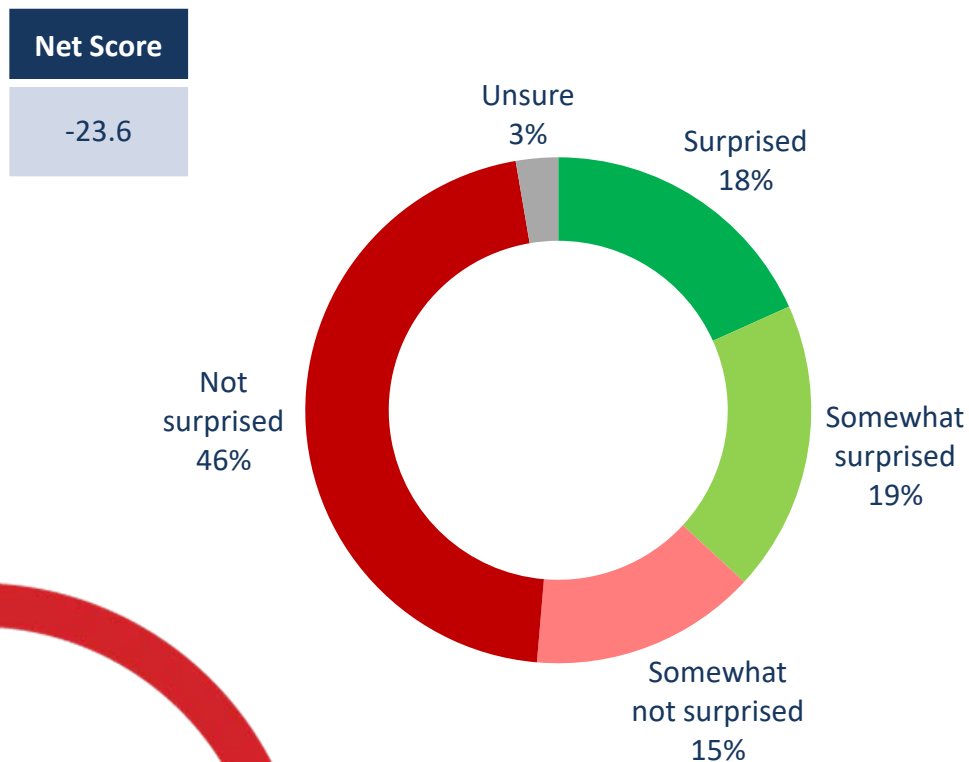
\*Note: Charts may not add up to 100 due to rounding

Subgroups	Yes
Atlantic (n=100)	57%
Quebec (n=250)	52.7%
Ontario (n=300)	62.8%
Prairies (n=200)	64%
British Columbia (n=150)	65.4%
Male (n=500)	64.9%
Female (n=500)	56%
18 to 29 (n=151)	70.3%
30 to 39 (n=151)	74.3%
40 to 49 (n=248)	60.4%
50 to 59 (n=202)	53.2%
60 plus (n=248)	49.3%

**QUESTION** – Have you purchased good from a retailer outside of Canada online and had it delivered to you in Canada in the past year?

# Surprise by added duty or sales tax


Source: Nanos Research, RDD dual frame hybrid telephone and online random survey, Sept 24<sup>th</sup> to 27<sup>th</sup>, 2016, n=596, accurate  $\pm 4.0$  percentage points plus or minus, 19 times out of 20.



Subgroups	Not surprised/ Somewhat not surprised
Atlantic (n=57)	60.7%
Quebec (n=133)	49.7%
Ontario (n=184)	66.7%
Prairies (n=125)	60.4%
British Columbia (n=97)	62.8%
Male (n=319)	64.8%
Female (n=277)	55.5%
18 to 29 (n=105)	52.8%
30 to 39 (n=110)	52.1%
40 to 49 (n=151)	61.6%
50 to 59 (n=108)	66.1%
60 plus (n=122)	70.7%

\*Note: Charts may not add up to 100 due to rounding

**QUESTION – [Only those who made purchases]** Were you surprised, somewhat surprised, somewhat not surprised or not surprised about any duty or sales tax added to the cost of your purchase as it entered Canada for delivery?



# Methodology



# Methodology

Nanos conducted an RDD dual frame (land- and cell-lines) hybrid telephone and online random survey of 1,000 Canadians, 18 years of age or older, between September 24<sup>th</sup> and 27<sup>th</sup>, 2016 as part of an omnibus survey. Participants were randomly recruited by telephone using live agents and administered a survey online. The sample is geographically stratified to be representative of Canada.

Individuals were randomly called using random digit dialling with a maximum of five call backs.

The margin of error for a random survey of 1,000 Canadians is  $\pm 3.1$  percentage points, 19 times out of 20.

The research was commissioned by Canadian American Business Council.

Note: Charts may not add up to 100 due to rounding.



# About Nanos

Nanos is one of North America's most trusted research and strategy organizations. Our team of professionals is regularly called upon by senior executives to deliver superior intelligence and market advantage whether it be helping to chart a path forward, managing a reputation or brand risk or understanding the trends that drive success. Services range from traditional telephone surveys, through to elite in-depth interviews, online research and focus groups. Nanos clients range from Fortune 500 companies through to leading advocacy groups interested in understanding and shaping the public landscape. Whether it is understanding your brand or reputation, customer needs and satisfaction, engaging employees or testing new ads or products, Nanos provides insight you can trust.



View our brochure

## **Nik Nanos** FMRIA

Chairman, Nanos Research Group  
Ottawa (613) 234-4666 ext. 237  
Washington DC (202) 697-9924  
[nnanos@nanosresearch.com](mailto:nnanos@nanosresearch.com)

## **Richard Jenkins**

Vice President, Nanos Research  
Ottawa (613) 234-4666 ext. 230  
[rjenkins@nanosresearch.com](mailto:rjenkins@nanosresearch.com)

# Technical Note

Element	Description	Element	Description
Organization who commissioned the research	Canadian American Business Council	Weighting of Data	The results were weighted by age and gender using the latest Census information (2014) and the sample is geographically stratified to ensure a distribution across all regions of Canada. See tables for full weighting disclosure
Final Sample Size	1000 randomly selected individuals.	Screening	Screening ensured potential respondents did not work in the market research industry, in the advertising industry, in the media or a political party prior to administering the survey to ensure the integrity of the data.
Margin of Error	±3.1 percentage points, 19 times out of 20.	Excluded Demographics	Individuals younger than 18 years old; individuals without land or cell lines could not participate.
Mode of Survey	RDD dual frame (land- and cell-lines) hybrid random telephone and online survey	Stratification	By age and gender using the latest Census information (2014) and the sample is geographically stratified to be representative of Canada. Smaller areas such as Atlantic Canada were marginally oversampled to allow for a minimum regional sample.
Sampling Method Base	The sample included both land- and cell-lines RDD (Random Digit Dialed) across Canada.	Estimated Response Rate	Thirteen percent, consistent with industry norms.
Demographics (Captured)	Atlantic Canada, Quebec, Ontario, Prairies, British Columbia; Men and Women; 18 years and older. Six digit postal code was used to validate geography.	Question Order	Question order in the preceding report reflects the order in which they appeared in the original questionnaire.
Fieldwork/Validation	Live interviews with live supervision to validate work as per the MRIA Code of Conduct	Question Content	This was module seven of an omnibus survey. Preceding modules included questions on top unprompted national issues of concern, Canada's role in peacekeeping, comfort level with personal finances, climate change targets, infrastructure priorities and Canadian values.
Number of Calls	Maximum of five call backs.	Question Wording	The questions in the preceding report are written exactly as they were asked to individuals.
Time of Calls	Individuals were called between 12-5:30 pm and 6:30-9:30pm local time for the respondent.	Survey Company	Nanos Research
Field Dates	September 24 <sup>th</sup> to 27 <sup>th</sup> , 2016.	Contact	Contact Nanos Research for more information or with any concerns or questions. <a href="http://www.nanosresearch.com">http://www.nanosresearch.com</a> Telephone:(613) 234-4666 ext. Email: info@nanosresearch.com.
Language of Survey	The survey was conducted in both English and French.		



# Tabulations

Confidential



## 2016-915 – CABC– Duties and Tariffs - STAT SHEET

			Region						Gender		Age				
			Canada 2016-09	Atlantic Canada	Quebec	Ontario	Prairies	British Columbia	Male	Female	18 to 29	30 to 39	40 to 49	50 to 59	60 plus
Question - As you may know, goods purchased outside of Canada that cost \$20 Canadian or more have applicable duty and sales tax applied at the border when they enter Canada to be delivered. Do you think the Government should increase, decrease, or keep at \$20, the value of foreign goods Canadians can have delivered without paying these charges?	Total	Unwgt N	1000	100	250	300	200	150	500	500	151	151	248	202	248
		Wgt N	1000	100	250	300	200	150	487	513	197	163	187	189	265
	Increase	%	49.8	42.1	44.8	49.4	56.7	54.7	54.4	45.3	44.9	44.5	54.5	51.3	52.1
	Decrease	%	18.4	18.8	19.3	20.4	13.7	19.1	15.3	21.3	25.1	22.5	16.6	14.9	14.8
	Keep at \$20	%	20.3	24.7	28.1	17.6	15.5	16.2	22.5	18.2	19.0	18.6	21.2	22.2	20.2
	Unsure	%	11.5	14.4	7.9	12.7	14.1	10.0	7.7	15.2	11.0	14.4	7.7	11.6	12.8

Nanos conducted an RDD dual frame (land- and cell- lines) hybrid telephone and online random survey of 1,000 Canadians, 18 years of age or older, between Sept. 24<sup>th</sup> and 27<sup>th</sup>, 2016. The margin of error for a random survey of 1,000 Canadians is  $\pm 3.1$  percentage points, 19 times out of 20.

[www.nanosresearch.com](http://www.nanosresearch.com)



## 2016-915 – CABc– Duties and Tariffs - STAT SHEET

Question - Goods \$20 or less (about \$15US) in value delivered into Canada are free of duty and sales tax. In Japan, when Japanese buy foreign goods \$90 US or less in value they can enter duty free. In the US, when Americans buy foreign goods \$800 US or less in value then enter the US duty free. What do you think would be an appropriate duty free limit when a Canadian buys something online from a foreign country and has it delivered into Canada? \$\_\_\_\_\_ Canadian [Open-ended] \* Region

Region	Mean	Median	N
Atlantic Canada	1108.4612	132.3684	100
Quebec	773.7608	150.0000	248
Ontario	324.6189	200.0000	299
Prairies	1729.3641	200.0000	200
British Columbia	421.4971	200.0000	150
Total	811.2931	200.0000	997

Question - Goods \$20 or less (about \$15US) in value delivered into Canada are free of duty and sales tax. In Japan, when Japanese buy foreign goods \$90 US or less in value they can enter duty free. In the US, when Americans buy foreign goods \$800 US or less in value then enter the US duty free. What do you think would be an appropriate duty free limit when a Canadian buys something online from a foreign country and has it delivered into Canada? \$\_\_\_\_\_ Canadian [Open-ended] \* Gender

Gender	Mean	Median	N
Male	1188.0445	200.0000	485
Female	454.8797	200.0000	512
Total	811.2931	200.0000	997





## 2016-915 – CABC– Duties and Tariffs - STAT SHEET

Question - Goods \$20 or less (about \$15US) in value delivered into Canada are free of duty and sales tax. In Japan, when Japanese buy foreign goods \$90 US or less in value they can enter duty free. In the US, when Americans buy foreign goods \$800 US or less in value then enter the US duty free. What do you think would be an appropriate duty free limit when a Canadian buys something online from a foreign country and has it delivered into Canada? \$\_\_\_\_\_ Canadian [Open-ended] \* Age

Age	Mean	Median	N
18 to 29	897.6215	200.0000	196
30 to 39	359.8207	200.0000	161
40 to 49	384.5720	200.0000	187
50 to 59	1831.6628	200.0000	189
60 plus	595.9472	130.8750	264
Total	811.2931	200.0000	997

Nanos conducted an RDD dual frame (land- and cell- lines) hybrid telephone and online random survey of 1,000 Canadians, 18 years of age or older, between Sept. 24<sup>th</sup> and 27<sup>th</sup>, 2016. The margin of error for a random survey of 1,000 Canadians is  $\pm 3.1$  percentage points, 19 times out of 20.

[www.nanosresearch.com](http://www.nanosresearch.com)



## 2016-915 – CABC– Duties and Tariffs - STAT SHEET

Do you agree, somewhat agree, somewhat disagree, or disagree with the following statements? [ROTATE]

			Region						Gender		Age				
			Canada 2016-09	Atlantic Canada	Quebec	Ontario	Prairies	British Columbia	Male	Female	18 to 29	30 to 39	40 to 49	50 to 59	60 plus
Question - I have decided against buying something from an online retailer outside of Canada because of the extra duties and charges I was required to pay to bring	Total	Unwgt N	1000	100	250	300	200	150	500	500	151	151	248	202	248
		Wgt N	1000	100	250	300	200	150	487	513	197	163	187	189	265
	Agree	%	39.1	48.0	26.9	46.9	40.2	36.7	33.7	44.3	47.4	38.7	40.7	36.9	33.8
	Somewhat agree	%	22.5	26.7	22.5	21.6	20.7	24.0	21.9	23.1	17.6	22.5	25.2	23.8	23.4
	Somewhat disagree	%	11.1	7.4	20.1	6.6	8.2	11.5	13.5	8.8	12.6	12.4	11.0	11.5	9.0
	Disagree	%	20.8	13.3	23.8	18.3	25.0	20.0	22.8	18.9	16.4	22.3	17.5	21.0	25.2
	Unsure	%	6.4	4.6	6.7	6.5	5.9	7.8	8.2	4.8	6.0	4.0	5.6	6.8	8.6

Nanos conducted an RDD dual frame (land- and cell- lines) hybrid telephone and online random survey of 1,000 Canadians, 18 years of age or older, between Sept. 24<sup>th</sup> and 27<sup>th</sup>, 2016. The margin of error for a random survey of 1,000 Canadians is  $\pm 3.1$  percentage points, 19 times out of 20.

[www.nanosresearch.com](http://www.nanosresearch.com)



## 2016-915 – CABC– Duties and Tariffs - STAT SHEET

Do you agree, somewhat agree, somewhat disagree, or disagree with the following statements? [ROTATE]

			Region						Gender		Age				
			Canada 2016-09	Atlantic Canada	Quebec	Ontario	Prairies	British Columbia	Male	Female	18 to 29	30 to 39	40 to 49	50 to 59	60 plus
Question - Charging Canadians duties and fees to import goods they purchase online from other countries benefits the Canadian economy.	Total	Unwgt N	1000	100	250	300	200	150	500	500	151	151	248	202	248
		Wgt N	1000	100	250	300	200	150	487	513	197	163	187	189	265
	Agree	%	19.7	20.1	22.4	17.0	23.6	15.1	20.9	18.5	23.5	14.5	15.3	21.6	21.7
	Somewhat agree	%	32.0	35.4	32.0	29.4	28.6	39.1	29.4	34.4	28.8	33.6	33.5	31.3	32.7
	Somewhat disagree	%	21.0	19.7	17.0	22.3	21.2	25.5	21.9	20.1	21.6	20.3	22.0	24.9	17.5
	Disagree	%	18.6	17.9	17.8	21.2	18.8	14.6	20.6	16.6	16.9	22.3	22.1	15.0	17.5
	Unsure	%	8.8	6.8	10.8	10.1	7.8	5.6	7.1	10.4	9.2	9.3	7.2	7.2	10.6

Nanos conducted an RDD dual frame (land- and cell- lines) hybrid telephone and online random survey of 1,000 Canadians, 18 years of age or older, between Sept. 24<sup>th</sup> and 27<sup>th</sup>, 2016. The margin of error for a random survey of 1,000 Canadians is  $\pm 3.1$  percentage points, 19 times out of 20.

[www.nanosresearch.com](http://www.nanosresearch.com)



# 2016-915 – CABC– Duties and Tariffs - STAT SHEET

			Region						Gender		Age				
			Canada 2016-09	Atlantic Canada	Quebec	Ontario	Prairies	British Columbia	Male	Female	18 to 29	30 to 39	40 to 49	50 to 59	60 plus
Question - Do you support, somewhat support, somewhat oppose or oppose, charging Canadians a duty and sales tax for importing goods for their personal use?	Total	Unwgt N	1000	100	250	300	200	150	500	500	151	151	248	202	248
		Wgt N	1000	100	250	300	200	150	487	513	197	163	187	189	265
	Support	%	20.2	25.9	21.6	15.9	21.9	20.1	21.1	19.3	14.8	15.8	16.8	20.1	29.2
	Somewhat support	%	30.2	26.7	31.9	32.0	25.1	32.7	29.7	30.6	29.2	31.0	32.5	34.6	25.5
	Somewhat oppose	%	22.2	21.2	20.7	21.9	22.8	25.0	22.2	22.2	23.9	22.8	18.0	21.1	24.2
	Oppose	%	23.5	23.5	21.5	26.8	26.0	16.9	23.5	23.4	26.3	25.9	30.4	20.9	16.9
	Unsure	%	4.0	2.7	4.2	3.5	4.3	5.4	3.5	4.5	5.8	4.5	2.2	3.4	4.1

Nanos conducted an RDD dual frame (land- and cell- lines) hybrid telephone and online random survey of 1,000 Canadians, 18 years of age or older, between Sept. 24<sup>th</sup> and 27<sup>th</sup>, 2016. The margin of error for a random survey of 1,000 Canadians is  $\pm 3.1$  percentage points, 19 times out of 20.

[www.nanosresearch.com](http://www.nanosresearch.com)



# 2016-915 – CABC– Duties and Tariffs - STAT SHEET

			Region						Gender		Age				
			Canada 2016-09	Atlantic Canada	Quebec	Ontario	Prairies	British Columbia	Male	Female	18 to 29	30 to 39	40 to 49	50 to 59	60 plus
Question- The Government of Canada currently waives the duty and sales tax for any purchase of less than \$20. Would you support, somewhat support, somewhat oppose or oppose, raising the duty free limit to \$200?	Total	Unwgt N	1000	100	250	300	200	150	500	500	151	151	248	202	248
		Wgt N	1000	100	250	300	200	150	487	513	197	163	187	189	265
	Support	%	58.2	60.4	49.8	62.2	61.2	58.3	58.5	57.8	62.1	59.9	62.1	53.8	54.4
	Somewhat support	%	18.3	17.7	17.3	16.0	19.8	23.1	17.6	19.0	18.9	16.4	17.1	21.1	17.9
	Somewhat oppose	%	9.9	8.2	15.1	8.8	8.2	6.8	10.8	9.1	8.0	7.6	8.8	13.3	11.2
	Oppose	%	9.5	11.0	13.5	8.0	7.4	7.5	9.3	9.6	5.1	11.7	8.7	9.9	11.6
	Unsure	%	4.1	2.7	4.2	5.0	3.4	4.2	3.7	4.6	5.9	4.3	3.3	1.9	4.9

Nanos conducted an RDD dual frame (land- and cell- lines) hybrid telephone and online random survey of 1,000 Canadians, 18 years of age or older, between Sept. 24<sup>th</sup> and 27<sup>th</sup>, 2016. The margin of error for a random survey of 1,000 Canadians is  $\pm 3.1$  percentage points, 19 times out of 20.

[www.nanosresearch.com](http://www.nanosresearch.com)



## 2016-915 – CABC– Duties and Tariffs - STAT SHEET

Question - Why do you have that opinion? [Open-ended] \* Question - The Government of Canada currently waives the duty and sales tax for any purchase of less than \$20. Would you support, somewhat support, somewhat oppose or oppose, raising the duty free limit to \$200? Crosstabulation

		Question - The Government of Canada currently waives the duty and sales tax for any purchase of less than \$20. Would you support, somewhat support, somewhat oppose or oppose, raising the duty free limit to \$200?					
		Support	Somewhat support	Somewhat oppose	Oppose	Unsure	Total
The limit should be even higher	Count	22	11	1	10	2	46
		3.8%	6.0%	1.0%	10.4%	4.8%	4.6%
It would put the Canadian economy and products at a disadvantage/I support buying locally	Count	14	18	67	60	4	163
		2.4%	9.8%	67.7%	62.5%	9.5%	16.3%
Taxes are needed to pay for social goods	Count	1	6	7	3	0	17
		0.2%	3.3%	7.1%	3.1%	0.0%	1.7%
The limit would be too high	Count	0	11	9	3	0	23
		0.0%	6.0%	9.1%	3.1%	0.0%	2.3%
We pay enough tax already	Count	40	4	2	5	2	53
		6.9%	2.2%	2.0%	5.2%	4.8%	5.3%
The current limit is too low/outdated and likely implies processing costs that are too high	Count	136	29	0	0	0	165
		23.4%	15.8%	0.0%	0.0%	0.0%	16.5%
It's fair/it's a reasonable amount/It wouldn't have a major impact on the economy	Count	66	14	0	0	0	80
		11.3%	7.7%	0.0%	0.0%	0.0%	8.0%
Would benefit consumer/make prices more competitive/give us access to more products outside	Count	157	35	1	0	2	195
		27.0%	19.1%	1.0%	0.0%	4.8%	19.5%

Nanos conducted an RDD dual frame (land- and cell- lines) hybrid telephone and online random survey of 1,000 Canadians, 18 years of age or older, between Sept. 24<sup>th</sup> and 27<sup>th</sup>, 2016. The margin of error for a random survey of 1,000 Canadians is  $\pm 3.1$  percentage points, 19 times out of 20.

[www.nanosresearch.com](http://www.nanosresearch.com)





## 2016-915 – CABC– Duties and Tariffs - STAT SHEET

Question - Why do you have that opinion? [Open-ended] \* Question - The Government of Canada currently waives the duty and sales tax for any purchase of less than \$20. Would you support, somewhat support, somewhat oppose or oppose, raising the duty free limit to \$200? Crosstabulation

		Question - The Government of Canada currently waives the duty and sales tax for any purchase of less than \$20. Would you support, somewhat support, somewhat oppose or oppose, raising the duty free limit to \$200?					
		Support	Somewhat support	Somewhat oppose	Oppose	Unsure	Total
I support free trade/Duties should be in line with those of other countries	Count	63	11	5	4	0	83
		10.8%	6.0%	5.1%	4.2%	0.0%	8.3%
Other	Count	2	0	4	4	0	10
		0.3%	0.0%	4.0%	4.2%	0.0%	1.0%
Unsure	Count	81	44	3	7	32	167
		13.9%	24.0%	3.0%	7.3%	76.2%	16.7%
Total	Count	582	183	99	96	42	1002
		100.0%	100.0%	100.0%	100.0%	100.0%	100.0%

Nanos conducted an RDD dual frame (land- and cell- lines) hybrid telephone and online random survey of 1,000 Canadians, 18 years of age or older, between Sept. 24<sup>th</sup> and 27<sup>th</sup>, 2016. The margin of error for a random survey of 1,000 Canadians is  $\pm 3.1$  percentage points, 19 times out of 20.

[www.nanosresearch.com](http://www.nanosresearch.com)



# 2016-915 – CABC– Duties and Tariffs - STAT SHEET

			Region						Gender		Age				
			Canada 2016-09	Atlantic Canada	Quebec	Ontario	Prairies	British Columbia	Male	Female	18 to 29	30 to 39	40 to 49	50 to 59	60 plus
Question - Have you purchased good from a retailer outside of Canada online and had it delivered to you in Canada in the past year?	Total	Unwgt N	1000	100	250	300	200	150	500	500	151	151	248	202	248
		Wgt N	1000	100	250	300	200	150	487	513	197	163	187	189	265
	Yes	%	60.3	57.0	52.7	62.8	64.0	65.4	64.9	56.0	70.3	74.3	60.4	53.2	49.3
	No	%	38.9	43.0	45.7	36.7	35.6	33.4	34.8	42.8	29.2	25.1	38.8	46.8	48.9
	Unsure	%	.8	.0	1.6	.5	.4	1.2	.3	1.3	.5	.6	.8	.0	1.8

Nanos conducted an RDD dual frame (land- and cell- lines) hybrid telephone and online random survey of 1,000 Canadians, 18 years of age or older, between Sept. 24<sup>th</sup> and 27<sup>th</sup>, 2016. The margin of error for a random survey of 1,000 Canadians is  $\pm 3.1$  percentage points, 19 times out of 20.

[www.nanosresearch.com](http://www.nanosresearch.com)



## 2016-915 – CABC– Duties and Tariffs - STAT SHEET

			Region						Gender		Age				
			Canada 2016-09	Atlantic Canada	Quebec	Ontario	Prairies	British Columbia	Male	Female	18 to 29	30 to 39	40 to 49	50 to 59	60 plus
Question- [Only those that made purchases] Were you surprised, somewhat surprised, somewhat not surprised or not surprised about any duty or sales tax added to the cost of your purchase as it entered Canada for delivery?	Total	Unwgt N	596	57	133	184	125	97	319	277	105	110	151	108	122
		Wgt N	603	57	132	188	128	98	316	287	138	121	113	100	131
	Surprised	%	18.3	16.9	25.6	15.8	17.0	15.7	17.9	18.8	22.2	24.2	21.6	11.6	11.0
	Somewhat surprised	%	18.6	20.2	20.4	16.1	19.5	18.8	15.3	22.1	22.5	20.2	14.5	19.5	15.8
	Somewhat not surprised	%	14.5	9.4	17.5	15.7	13.9	11.8	17.0	11.6	13.9	14.8	9.5	21.7	13.5
	Not surprised	%	46.0	51.3	32.2	51.0	46.5	51.0	47.8	43.9	38.9	37.3	52.1	44.4	57.2
	Unsure	%	2.7	2.2	4.3	1.5	3.1	2.6	2.0	3.5	2.5	3.5	2.3	2.7	2.5

Nanos conducted an RDD dual frame (land- and cell- lines) hybrid telephone and online random survey of 1,000 Canadians, 18 years of age or older, between Sept. 24<sup>th</sup> and 27<sup>th</sup>, 2016. The margin of error for a random survey of 1,000 Canadians is  $\pm 3.1$  percentage points, 19 times out of 20.

[www.nanosresearch.com](http://www.nanosresearch.com)



# Tabulations

Confidential