


Views on Canada's role in peacekeeping missions

National survey released October, 2016
Project 2016-914





Canadians support or somewhat support deploying Canadian Forces for peacekeeping missions and regaining seat at UN Security Council

Overall Canadians support or somewhat support the deployment of the Canadian Forces for peacekeeping missions, and say it would be a very good or good use of Forces personnel and equipment. There is also support for allowing peacekeepers to shoot first if they feel threatened, and for peacekeeping missions to have flexible end dates based on the mission situation. The majority of Canadians support or somewhat support making it a priority for Canada to have a seat on the United Nations Security Council.

- **Over three in four Canadians support or somewhat support allowing peacekeepers to shoot first if threatened** – Just over three in four Canadians support (48%) or somewhat support (30%) allowing Canadian peacekeepers to shoot first if they feel threatened, while 11 per cent somewhat oppose this and six per cent oppose this. Six per cent are unsure.
- **The majority of Canadians support or somewhat support making it a priority for Canada to have a seat on the Security Council** – Most Canadians support (42%) or somewhat support (37%) making it a priority for Canada to have a seat on the United Nations Security Council, while eight per cent somewhat oppose this and nine per cent oppose this. Four per cent are unsure.
- **Nearly seven in ten Canadians support or somewhat support deploying Canadian Forces personnel to active fighting areas as peacekeepers** – Just under seven in ten Canadians support (30%) or somewhat support (39%) deploying Canadian Forces personnel to areas where fighting is still active as United Nations peacekeepers. Fourteen per cent somewhat oppose this, while 13 per cent oppose this. Three per cent are unsure.
- **Canadians are overwhelmingly in favour of having flexible end dates to peacekeeping missions** – Asked if they think it is more important for Canadian peacekeeping missions to have firm or flexible end dates based on the mission situation, 78 per cent say that its more important that the mission end date be flexible and based on the mission situation. Fifteen per cent say the missions should have a firm end date, while seven per cent are unsure.

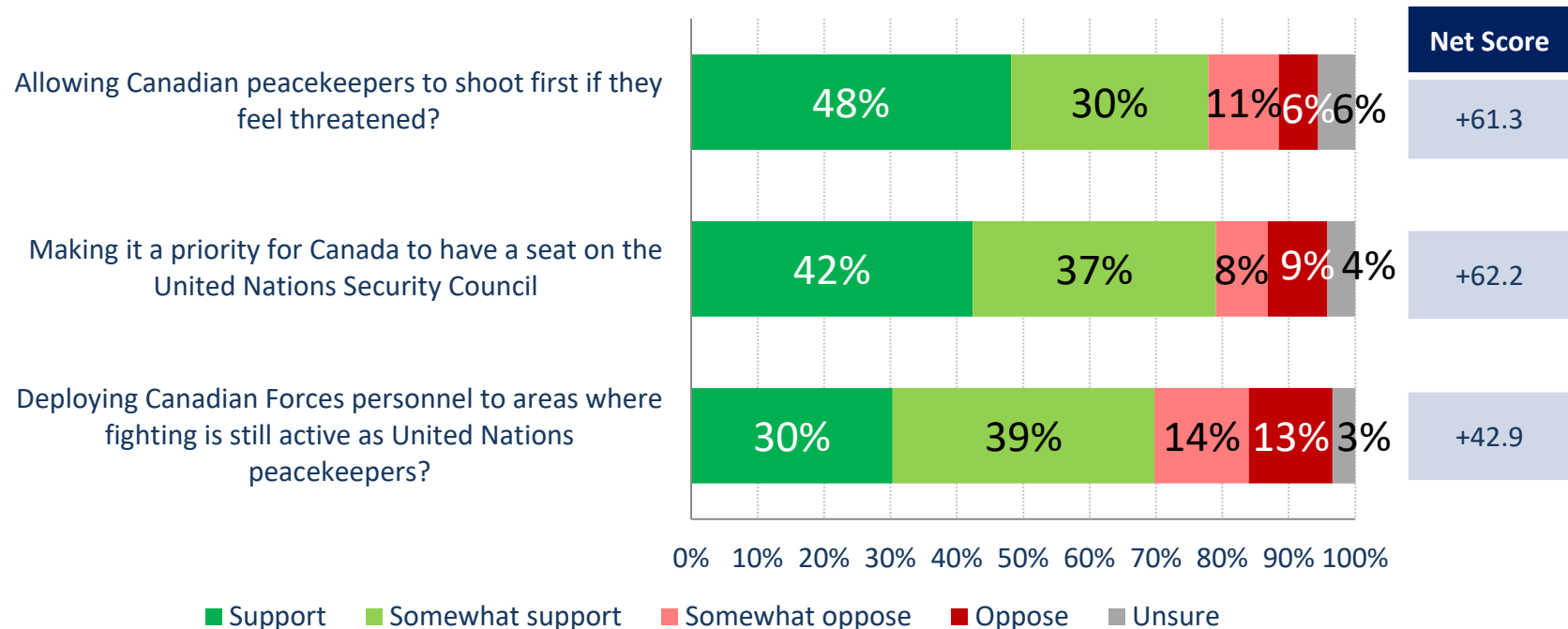
- **Three in four Canadians say participating in UN peacekeeping missions is a very good or good use of Canadian Forces personnel and equipment** – Just under three in four Canadians say that actively participating in UN peacekeeping missions is a very good (37%) or good (37%) use of Canadian Forces personnel and equipment. Fifteen per cent say it's an average use, while six per cent say it's a poor use of personnel and equipment, and four per cent say it's a very poor use. Two per cent are unsure.

Nanos conducted an RDD dual frame (land- and cell-lines) hybrid telephone and online random survey of 1,000 Canadians, 18 years of age or older, between September 24th and 27th, 2016 as part of an omnibus survey. Participants were randomly recruited by telephone using live agents and administered a survey online. The sample included both land- and cell-lines across Canada. The results were statistically checked and weighted by age and gender using the latest Census information and the sample is geographically stratified to be representative of Canada. The margin of error for a random survey of 1,000 Canadians is ± 3.1 percentage points, 19 times out of 20.

This study was commissioned by CTV News

Canada's role in the UN and peacekeeping missions

Source: CTV News/Nanos Research, RDD dual frame hybrid telephone and online random survey, September 24th to 27th, 2016, n=1000, accurate 3.1 percentage points plus or minus, 19 times out of 20.



***Note:** Charts may not add up to 100 due to rounding

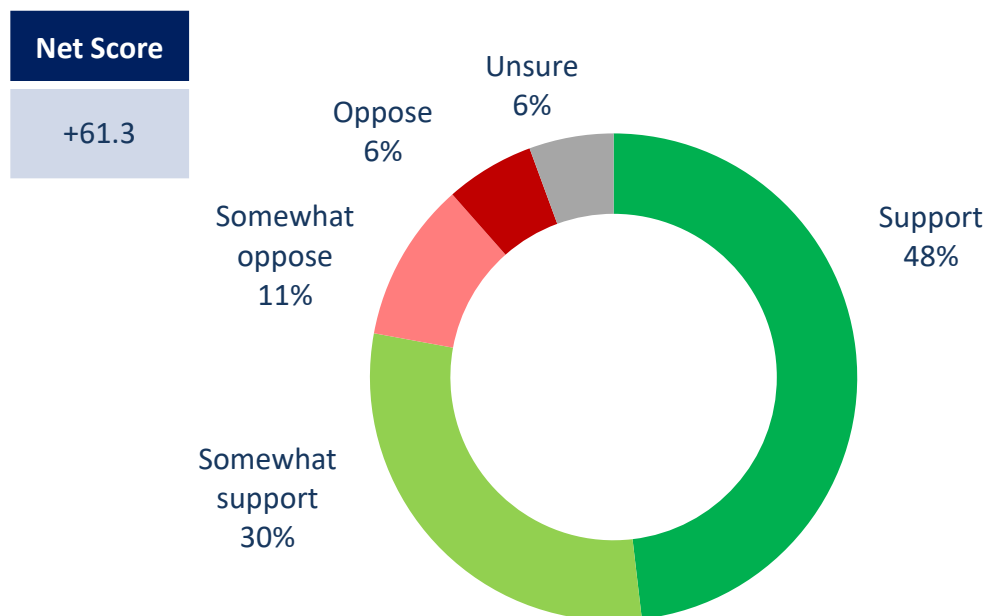
QUESTION – Do you support, somewhat support, somewhat oppose or oppose the following [RANDOMIZE]



NANOS SURVEY

Canadian peacekeepers being allowed to shoot first

Source: CTV News/Nanos Research, RDD dual frame hybrid telephone and online random survey, September 24th to 27th, 2016, n=1000, accurate 3.1 percentage points plus or minus, 19 times out of 20.



Subgroups	Support/ Somewhat support
Atlantic (n=100)	85.6%
Quebec (n=250)	68.7%
Ontario (n=300)	80.3%
Prairies (n=200)	79.6%
British Columbia (n=150)	80.3%
Male (n=500)	83.7%
Female (n=500)	72.2%
18 to 29 (n=151)	72.0%
30 to 39 (n=151)	77.8%
40 to 49 (n=248)	82.8%
50 to 59 (n=202)	76.4%
60 plus (n=248)	79.6%

***Note:** Charts may not add up to 100 due to rounding

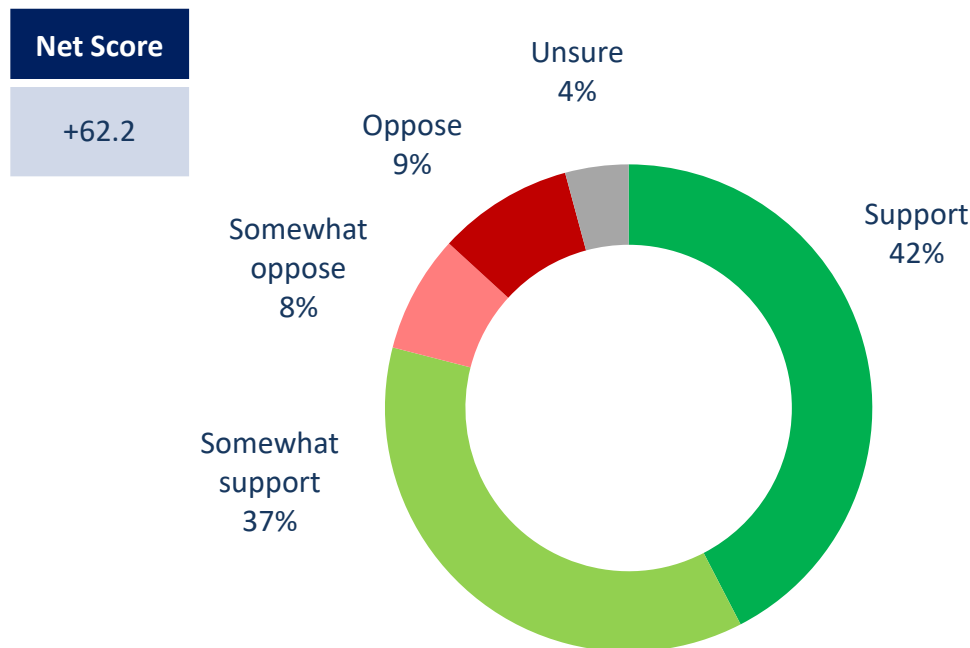
QUESTION – Do you support, somewhat support, somewhat oppose or oppose the following [RANDOMIZE]

Allowing Canadian peacekeepers to shoot first if they feel threatened?



Prioritizing a seat for Canada on the UNSC

Source: CTV News/Nanos Research, RDD dual frame hybrid telephone and online random survey, September 24th to 27th, 2016, n=1000, accurate 3.1 percentage points plus or minus, 19 times out of 20.



***Note:** Charts may not add up to 100 due to rounding

Subgroups	Support/ Somewhat support
Atlantic (n=100)	84.4%
Quebec (n=250)	83.0%
Ontario (n=300)	74.3%
Prairies (n=200)	78.2%
British Columbia (n=150)	79.2%
Male (n=500)	74.5%
Female (n=500)	83.2%
18 to 29 (n=151)	80.9%
30 to 39 (n=151)	79.5%
40 to 49 (n=248)	77.3%
50 to 59 (n=202)	77.9%
60 plus (n=248)	79.2%

QUESTION – Do you support, somewhat support, somewhat oppose or oppose the following [RANDOMIZE]

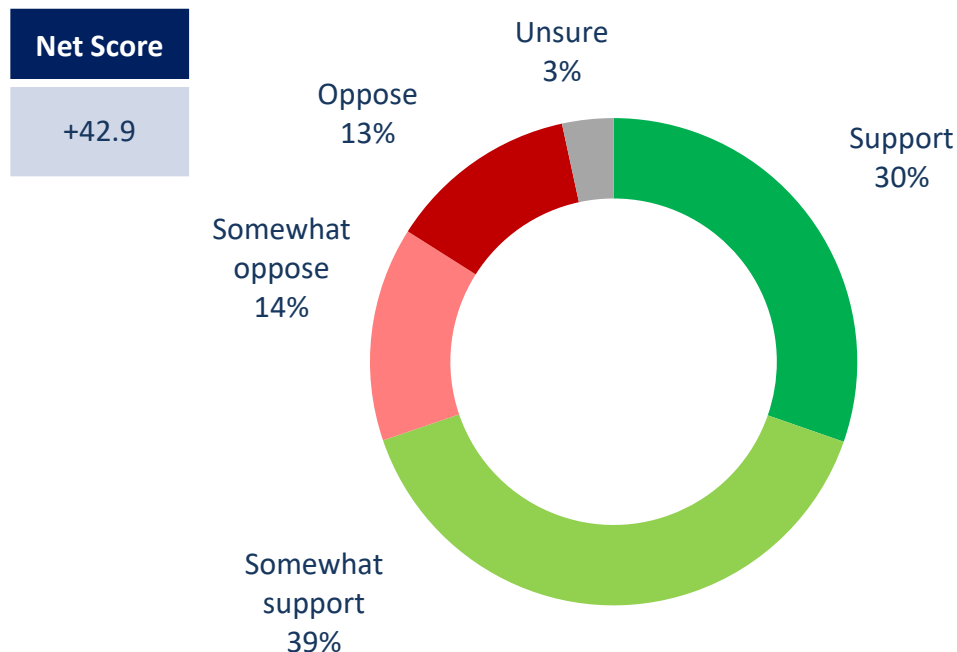
Making it a priority for Canada to have a seat on the United Nations Security Council



NANOS SURVEY

Deploying Canadian Forces as peacekeepers

Source: CTV News/Nanos Research, RDD dual frame hybrid telephone and online random survey, September 24th to 27th, 2016, n=1000, accurate 3.1 percentage points plus or minus, 19 times out of 20.



*Note: Charts may not add up to 100 due to rounding

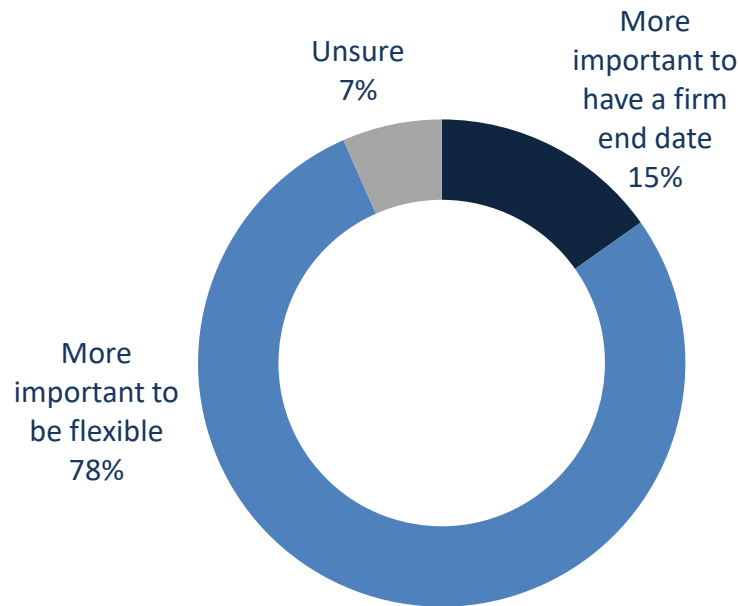
Subgroups	Support/ Somewhat support
Atlantic (n=100)	70.2%
Quebec (n=250)	63.3%
Ontario (n=300)	70.1%
Prairies (n=200)	75.9%
British Columbia (n=150)	70.8%
Male (n=500)	71.2%
Female (n=500)	68.3%
18 to 29 (n=151)	68.3%
30 to 39 (n=151)	67.7%
40 to 49 (n=248)	71.7%
50 to 59 (n=202)	74.3%
60 plus (n=248)	67.3%

QUESTION – Do you support, somewhat support, somewhat oppose or oppose the following [RANDOMIZE]

Deploying Canadian Forces personnel to areas where fighting is still active as United Nations peacekeepers?

Flexibility of end dates for peacekeeping missions

Source: CTV News/Nanos Research, RDD dual frame hybrid telephone and online random survey, September 24th to 27th, 2016, n=1000, accurate 3.1 percentage points plus or minus, 19 times out of 20.



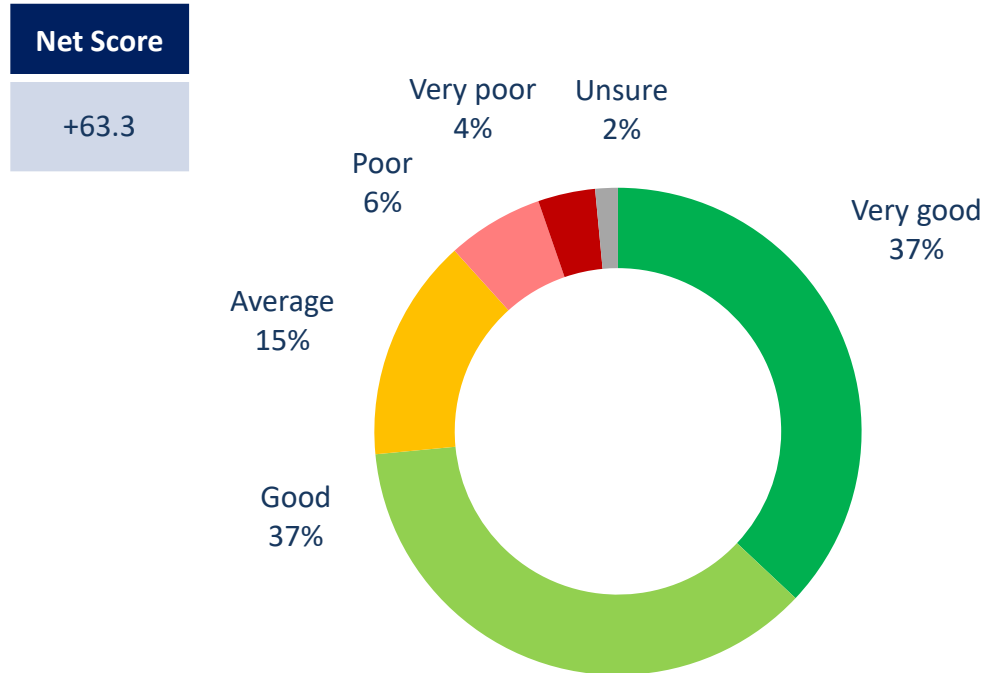
***Note: Charts may not add up to 100 due to rounding**

Subgroups	Flexible end date
Atlantic (n=100)	79.7%
Quebec (n=250)	79.0%
Ontario (n=300)	78.0%
Prairies (n=200)	75.2%
British Columbia (n=150)	79.9%
Male (n=500)	79.0%
Female (n=500)	77.3%
18 to 29 (n=151)	77.2%
30 to 39 (n=151)	78.2%
40 to 49 (n=248)	78.3%
50 to 59 (n=202)	76.7%
60 plus (n=248)	79.7%

QUESTION – Thinking of any Canadian peacekeeping mission, do you think it is more important [ROTATE] to have a firm date to end the mission or that the mission end date be flexible based on the mission situation.

Participating in UN peacekeeping missions

Source: CTV News/Nanos Research, RDD dual frame hybrid telephone and online random survey, September 24th to 27th, 2016, n=1000, accurate 3.1 percentage points plus or minus, 19 times out of 20.



***Note: Charts may not add up to 100 due to rounding**

Subgroups	Very good/ good
Atlantic (n=100)	74.2%
Quebec (n=250)	77.4%
Ontario (n=300)	72.5%
Prairies (n=200)	70.0%
British Columbia (n=150)	72.9%
Male (n=500)	72.1%
Female (n=500)	74.7%
18 to 29 (n=151)	70.8%
30 to 39 (n=151)	75.4%
40 to 49 (n=248)	73.2%
50 to 59 (n=202)	74.9%
60 plus (n=248)	73.4%

QUESTION – Would you say that actively participating in UN peacekeeping missions is a very good, good, average, poor or very poor use of Canadian Forces personnel and equipment?



Methodology

Nanos conducted an RDD dual frame (land- and cell-lines) hybrid telephone and online random survey of 1,000 Canadians, 18 years of age or older, between September 24th and 27th, 2016 as part of an omnibus survey. Participants were randomly recruited by telephone using live agents and administered a survey online. The sample included both land- and cell-lines across Canada. The results were statistically checked and weighted by age and gender using the latest Census information and the sample is geographically stratified to be representative of Canada.

Individuals randomly called using random digit dialling with a maximum of five call backs.

The margin of error for a random survey of 1,000 Canadians is ± 3.1 percentage points, 19 times out of 20.

The data presented in this research is part of a joint project by CTV News and Nanos Research.

Note: Charts may not add up to 100 due to rounding.

Technical Note

Element	Description
Organization who commissioned the research	CTV News.
Final Sample Size	1,000 Randomly selected individuals.
Margin of Error	±3.1 percentage points, 19 times out of 20.
Mode of Survey	RDD dual frame (land- and cell-lines) hybrid telephone and online omnibus survey
Sampling Method Base	The sample included both land- and cell-lines RDD (Random Digit Dialed) across Canada.
Demographics (Captured)	Atlantic Canada, Quebec, Ontario, Prairies, British Columbia; Men and Women; 18 years and older. Six digit postal code was used to validate geography.
Demographics (Other)	Age, gender, education, income
Fieldwork/Validation	Live interviews with live supervision to validate work as per the MRIA Code of Conduct
Number of Calls/	Maximum of five call backs.
Time of Calls	Individuals were called between 12-5:30 pm and 6:30-9:30pm local time for the respondent.
Field Dates	September 24 th to 27 th , 2016.
Language of Survey	The survey was conducted in both English and French.

Element	Description
Weighting of Data	The results were weighted by age and gender using the latest Census information (2014) and the sample is geographically stratified to ensure a distribution across all regions of Canada. See tables for full weighting disclosure
Screening	Screening ensured potential respondents did not work in the market research industry, in the advertising industry, in the media or a political party prior to administering the survey to ensure the integrity of the data.
Excluded Demographics	Individuals younger than 18 years old; individuals without land or cell line could not participate.
Stratification	By age and gender using the latest Census information (2014) and the sample is geographically stratified to be representative of Canada. Smaller areas such as Atlantic Canada were marginally oversampled to allow for a minimum regional sample.
Estimated Response Rate	13 percent, consistent with industry norms.
Question Order	Question order in the preceding report reflects the order in which they appeared in the original questionnaire.
Question Content	This was module two of an omnibus survey. The previous module included a question about the top unprompted issue of national concern.
Question Wording	The questions in the preceding report are written exactly as they were asked to individuals.
Survey Company	Nanos Research
Contact	Contact Nanos Research for more information or with any concerns or questions. http://www.nanosresearch.com Telephone:(613) 234-4666 ext. Email: info@nanosresearch.com.



About Nanos

Nanos is one of North America's most trusted research and strategy organizations. Our team of professionals is regularly called upon by senior executives to deliver superior intelligence and market advantage whether it be helping to chart a path forward, managing a reputation or brand risk or understanding the trends that drive success. Services range from traditional telephone surveys, through to elite in-depth interviews, online research and focus groups. Nanos clients range from Fortune 500 companies through to leading advocacy groups interested in understanding and shaping the public landscape. Whether it is understanding your brand or reputation, customer needs and satisfaction, engaging employees or testing new ads or products, Nanos provides insight you can trust.



View our brochure

Nanos Research

North America Toll-free

1.888.737.5505

info@nanosresearch.com



Tabulations





2016-914 – CTV/Nanos Survey – Peacekeeping – STAT SHEET

Do you support, somewhat support, somewhat oppose or oppose the following: [RANDOMIZE]

			Region						Gender		Age				
			Canada 2016-09	Atlantic Canada	Quebec	Ontario	Prairies	British Columbia	Male	Female	18 to 29	30 to 39	40 to 49	50 to 59	60 plus
Question - Deploying Canadian Forces personnel to areas where fighting is still active as United Nations peacekeepers?	Total	Unwgt N	1000	100	250	300	200	150	500	500	151	151	248	202	248
		Wgt N	1000	100	250	300	200	150	487	513	197	163	187	189	265
	Support	%	30.3	26.1	26.9	31.7	29.3	37.2	32.7	28.0	25.7	34.3	35.8	28.7	28.6
	Somewhat support	%	39.4	44.1	36.4	38.4	46.6	33.6	38.5	40.3	42.6	33.4	35.9	45.6	38.7
	Somewhat oppose	%	14.2	13.2	16.1	15.1	11.7	13.4	12.8	15.6	14.7	15.4	10.8	11.1	17.9
	Oppose	%	12.6	12.3	14.6	12.5	11.4	11.6	13.5	11.8	12.6	14.8	14.2	10.8	11.5
	Unsure	%	3.4	4.2	5.9	2.3	.9	4.3	2.5	4.3	4.4	2.0	3.3	4.0	3.2

Nanos conducted an RDD dual frame (land- and cell- lines) hybrid telephone and online random survey of 1,000 Canadians, 18 years of age or older, between September 24th and 27th, 2016. The margin of error for a random survey of 1,000 Canadians is ± 3.1 percentage points, 19 times out of 20.

www.nanosresearch.com

2016-914 – CTV/Nanos Survey – Peacekeeping – STAT SHEET

Do you support, somewhat support, somewhat oppose or oppose the following: [RANDOMIZE]

		Region						Gender		Age					
		Canada 2016-09	Atlantic Canada	Quebec	Ontario	Prairies	British Columbia	Male	Female	18 to 29	30 to 39	40 to 49	50 to 59	60 plus	
Question - Allowing Canadian peacekeepers to shoot first if they feel threatened?	Unwgt N	1000	100	250	300	200	150	500	500	151	151	248	202	248	
	Wgt N	1000	100	250	300	200	150	487	513	197	163	187	189	265	
	Support	%	48.1	54.2	40.0	50.5	53.3	46.0	56.6	40.1	39.4	48.3	51.5	47.5	52.6
	Somewhat support	%	29.7	31.4	28.7	29.8	26.3	34.3	27.1	32.1	32.6	29.5	31.3	28.9	27.0
	Somewhat oppose	%	10.6	4.8	15.1	11.5	8.8	7.7	8.4	12.7	14.0	11.5	6.7	11.2	10.0
	Oppose	%	5.9	6.1	7.9	4.5	6.3	4.9	4.9	6.9	7.8	6.1	5.4	6.3	4.6
	Unsure	%	5.6	3.4	8.4	3.7	5.2	7.1	2.9	8.3	6.2	4.6	5.2	6.1	5.9

Nanos conducted an RDD dual frame (land- and cell- lines) hybrid telephone and online random survey of 1,000 Canadians, 18 years of age or older, between September 24th and 27th, 2016. The margin of error for a random survey of 1,000 Canadians is ± 3.1 percentage points, 19 times out of 20.

www.nanosresearch.com



2016-914 – CTV/Nanos Survey – Peacekeeping – STAT SHEET

Do you support, somewhat support, somewhat oppose or oppose the following: [RANDOMIZE]

			Region						Gender		Age				
			Canada 2016-09	Atlantic Canada	Quebec	Ontario	Prairies	British Columbia	Male	Female	18 to 29	30 to 39	40 to 49	50 to 59	60 plus
Question - Making it a priority for Canada to have a seat on the United Nations Security Council?	Total	Unwgt N	1000	100	250	300	200	150	500	500	151	151	248	202	248
		Wgt N	1000	100	250	300	200	150	487	513	197	163	187	189	265
	Support	%	42.4	50.0	42.6	38.4	41.8	45.5	34.0	50.3	42.7	40.3	42.3	42.8	43.1
	Somewhat support	%	36.6	34.4	40.4	35.9	36.4	33.7	40.5	32.9	38.2	39.2	35.0	35.1	36.1
	Somewhat oppose	%	7.8	6.5	6.1	9.9	5.5	10.5	10.3	5.5	5.9	5.6	8.6	10.3	8.3
	Oppose	%	9.0	5.6	6.1	10.8	12.8	7.3	10.9	7.2	8.1	9.0	8.9	7.9	10.5
	Unsure	%	4.2	3.6	4.8	5.0	3.5	2.9	4.3	4.1	5.0	5.8	5.2	3.9	2.1

Nanos conducted an RDD dual frame (land- and cell- lines) hybrid telephone and online random survey of 1,000 Canadians, 18 years of age or older, between September 24th and 27th, 2016. The margin of error for a random survey of 1,000 Canadians is ± 3.1 percentage points, 19 times out of 20.

www.nanosresearch.com

2016-914 – CTV/Nanos Survey – Peacekeeping – STAT SHEET

			Region						Gender		Age				
			Canada 2016-09	Atlantic Canada	Quebec	Ontario	Prairies	British Columbia	Male	Female	18 to 29	30 to 39	40 to 49	50 to 59	60 plus
Question - Thinking of any Canadian peacekeeping mission, do you think it is more important [ROTATE] to have a firm date to end the mission or that the mission end date be flexible based on the mission situation?	Total	Unwgt N	1000	100	250	300	200	150	500	500	151	151	248	202	248
		Wgt N	1000	100	250	300	200	150	487	513	197	163	187	189	265
	To have a firm date to end the mission	%	15.3	17.2	15.7	14.9	15.3	14.2	14.6	15.9	15.4	12.7	15.5	16.1	16.1
	That the mission end date be flexible based on the mission situation	%	78.1	79.7	79.0	78.0	75.2	79.9	79.0	77.3	77.2	78.2	78.3	76.7	79.7
	Unsure	%	6.6	3.1	5.3	7.1	9.5	5.9	6.3	6.8	7.5	9.1	6.2	7.2	4.2

Nanos conducted an RDD dual frame (land- and cell- lines) hybrid telephone and online random survey of 1,000 Canadians, 18 years of age or older, between September 24th and 27th, 2016. The margin of error for a random survey of 1,000 Canadians is ± 3.1 percentage points, 19 times out of 20.

www.nanosresearch.com

2016-914 – CTV/Nanos Survey – Peacekeeping – STAT SHEET

			Region						Gender		Age				
			Canada 2016-09	Atlantic Canada	Quebec	Ontario	Prairies	British Columbia	Male	Female	18 to 29	30 to 39	40 to 49	50 to 59	60 plus
Question - Would you say that actively participating in UN peacekeeping missions is a very good, good, average, poor or very poor use of Canadian Forces personnel and equipment?	Total	Unwgt N	1000	100	250	300	200	150	500	500	151	151	248	202	248
		Wgt N	1000	100	250	300	200	150	487	513	197	163	187	189	265
	Very good	%	37.0	32.4	40.7	34.7	37.9	37.1	36.5	37.4	30.2	36.2	38.2	39.8	39.6
	Good		36.5	41.8	36.7	37.8	32.1	35.8	35.6	37.3	40.6	39.2	35.0	35.1	33.8
	Average	%	14.8	15.4	16.3	14.4	14.2	13.4	14.6	15.0	13.9	14.6	14.6	15.3	15.3
	Poor	%	6.4	7.3	3.3	6.0	8.0	9.3	7.7	5.1	8.8	5.5	6.2	4.2	6.7
	Very poor	%	3.8	3.2	1.5	4.5	7.2	2.2	4.9	2.8	3.8	3.9	4.4	4.0	3.3
	Unsure	%	1.5	.0	1.4	2.5	.5	2.2	.7	2.4	2.7	.6	1.5	1.5	1.3

Nanos conducted an RDD dual frame (land- and cell- lines) hybrid telephone and online random survey of 1,000 Canadians, 18 years of age or older, between September 24th and 27th, 2016. The margin of error for a random survey of 1,000 Canadians is ± 3.1 percentage points, 19 times out of 20.

www.nanosresearch.com