

Opinions on the regulation and legalization of marijuana in Ontario

Ontario Public Service Employees Union Survey Summary

submitted by Nanos to Ontario Public Service Employees Union, August 2016
(Submission 2016-885)





Majority of Ontarians support or somewhat support legalizing and regulating the sale of marijuana in Canada; most are comfortable with marijuana being sold in LCBO



The majority of Ontarians support or somewhat support the legalization and strict regulation of marijuana in Canada. Many ranked LCBO as their first choice to sell marijuana and more than half of Ontarians have a negative impression of marijuana dispensaries (privately owned marijuana stores). Of note, the majority of Ontarians support marijuana being sold in the LCBO, allowing people to pick up their medical prescriptions and buy marijuana at the same time at the pharmacy and the creation of a marijuana control board for Ontario.

Legalizing marijuana

- **Nearly three in four Ontarians support or somewhat support legalizing the sale of marijuana in Canada** – Nearly three in four Ontarians support (43%) or somewhat support (29%) the federal government's plans to legalize the sale of marijuana in Canada. Eighteen per cent oppose this and eight per cent somewhat oppose this. Two per cent are unsure. Of note, the residents of the city of Toronto were more likely to support or somewhat support legalizing the sale of marijuana (49% support; 33% somewhat support).
- **More than three in four Ontarians support or somewhat support the legalization and strict regulation and control of marijuana** – Over three out of four Ontarians support (49%) or somewhat support (27%) the legalization and strict regulation and control of marijuana. One in five Ontarians oppose (15%) or somewhat oppose (seven percent) this. Two per cent are unsure. Residents of the city of Toronto were more likely to support or somewhat support the legalization and strict regulation and control of marijuana (59% support; 27% somewhat support).



- **Ontarians cite the potential of reduced taxes, increased tax revenue from marijuana, and fewer police resources needed as arguments in favour of legalization** – Asked to put aside their personal views and name some arguments in favour of legalization, 24 per cent said decriminalization/regulation/it being generally good to legalize, followed by the increased tax revenue from marijuana will reduce my taxes/fewer police resources needed (18%), reduction of crime/underground trafficking (16%), and medicinal benefits/quality and safety of marijuana (15%). Other mentions included it not being dangerous/people doing it anyways/being no different than alcohol or tobacco/less harmful (nine per cent), and there being no benefits to legalizing/being against legalization (four per cent).
- **Being a gateway drug/used by youths is the most mentioned argument against legalization of marijuana by Ontarians** – Asked to put aside their personal views and name some arguments against legalization of marijuana, 19 per cent of Ontarians mentioned it being a gateway drug/used by youths, followed by makes doing drugs socially acceptable/increases usage/will use it at work (12%), abuse/addiction/hard to control (12%), mental health issues/health issues/unsure of long term effects (10%), and no roadside tests for impaired driving/impaired driving (nine per cent). Marijuana being a drug that should not be legalized/smells (five per cent), high taxes/government will make mistakes/too many regulations (five per cent), and increased crime/more legal enforcement/location of shops problematic (two per cent) were also mentioned.
- **Just over one in two Ontarians think legalization will increase marijuana use** – More than one in two Ontarians think that legalization will increase marijuana use (55%), while 32 per cent think there will be no impact and three per cent believe that it will decrease marijuana use. Eleven per cent are unsure.



Regulations for the sale of marijuana

- **More than nine in ten Ontarians support or somewhat support requiring I.D checks to purchase marijuana** – More than nine out of ten Ontarians support (85%) or somewhat support (eight per cent) requiring I.D checks to purchase marijuana, while three percent oppose this and one per cent somewhat opposes I.D checks. Two per cent are unsure.
- **More than three in four Ontarians support or somewhat support banning advertising related to marijuana** – More than three out of four Ontarians support (61%) or somewhat support (16%) banning advertising related to marijuana in Ontario. Almost one in five Ontarians somewhat oppose (10%) or oppose (nine per cent) banning advertising. Four per cent are unsure.
- **Majority of Ontarians support or somewhat support limiting the number of outlets that sell marijuana** – More than three out of four Ontarians support (55%) or somewhat support (22%) limiting the number of outlets that sell marijuana, while one in five Ontarians oppose (13%) or somewhat oppose (eight per cent) this. Three per cent are unsure.
- **Just over three in five Ontarians support or somewhat support controlling prices to limit consumption of marijuana** – More than three out of five Ontarians support (38%) or somewhat support (23%) controlling prices to limit consumption of marijuana, while one in three Ontarians oppose (19%) or somewhat oppose (14%) this. Six per cent are unsure.
- **Majority of Ontarians support or somewhat support requiring that all marijuana be tested and labeled so people know the strength of what they are buying** – More than nine out of ten Ontarians support (83%) or somewhat support (ten per cent) requiring that all marijuana be tested and labeled so people know the strength of what they are buying. Three per cent oppose this requirement and one per cent somewhat oppose it. Three per cent are unsure.



- **Slim majority of Ontarians support or somewhat support allowing individuals to legally grow marijuana for their own personal consumption** – Slightly more than one out of two Ontarians support (33%) or somewhat support (20%) allowing individuals to legally grow marijuana for their own personal consumption. More than two out of five Ontarians oppose (31%) or somewhat oppose (12%) this. Four per cent are unsure.
- **Almost three out of ten Ontarians say preventing minors from getting marijuana should be the government's first priority when it comes to regulating and controlling marijuana sales** – Asked to rank what the government's first priority should be when it comes to regulating and controlling marijuana sales, 29 per cent of Ontarians ranked preventing minors from getting marijuana as the government's first priority. This was followed by ensuring access to marijuana for pain relief (26%), preventing people from driving after smoking marijuana (20%), controlling organized crime (14%), making marijuana easy to get (four per cent) and collecting the highest possible government revenues. Three per cent are unsure. Preventing people from driving after smoking marijuana (28%), preventing minors from getting marijuana (26%) and controlling organized crime (18%) were ranked as the top three second priorities



Where and how should marijuana be sold

- **More than four out of ten Ontarians ranked LCBO as their first choice for places they are comfortable with controlling and selling marijuana in Ontario** – Asked to rank the places they are most comfortable with controlling and selling marijuana in Ontario, 41 per cent of Ontarians ranked the LCBO as their first choice. This was followed by pharmacies (32%), privately owned marijuana stores (17%) and anywhere tobacco is sold (six per cent). One per cent ranked convenience stores as their first choice and three per cent are unsure. Pharmacies (31%), LCBO (25%) and privately owned marijuana stores (22%) were also the top three second ranked choices.
- **Majority of Ontarians who chose the LCBO as their first choice in terms of them being comfortable for it to control and sell marijuana cited procedures being in place/experience with controlled substances** – Asked to explain why they selected their first choice in terms of them being comfortable for it to control and sell marijuana, 62 per cent of those who chose the LCBO say it is because there are current procedures in place/experience with controlled substances, followed by it being a highly controlled environment (13%). Among those who selected pharmacies, they most frequently cited dealing with professionals/knowledge/trust them/feels safer (29%) as the reason for their choice, followed by marijuana is a drug/monitor the interaction (25%). Those who selected private marijuana stores mentioned it not being the government/good opportunity for private business (32%). Ontarians who selected anywhere tobacco is sold most often said that marijuana and tobacco/marijuana and alcohol are similar (25%), and that there are current procedures in place/experience with controlled substances (22%).
- **Nearly half of Ontarians ranked convenience stores as their first choice for places they are not comfortable with controlling and selling marijuana in Ontario** – Asked to rank the places they are not comfortable with controlling and selling marijuana in Ontario, 48 per cent of Ontarians ranked convenience stores as their first choice. This was followed by grocery stores (18%), privately owned marijuana stores (11%), anywhere tobacco is sold (ten per cent), LCBO (seven per cent) and pharmacies (two per cent). Three per cent are unsure. Grocery stores (33%), convenience stores (25%) and anywhere tobacco is sold (20%) were also the top three second ranked choices.



- **A lack of control/not enforcing regulations/too accessible/might fall into the hands of children is the most mentioned reason for Ontarians being uncomfortable with certain places selling and controlling marijuana** – The most mentioned reason for Ontarians who selected the convenience stores as the place they are the least comfortable with was a lack of control/not enforcing regulations/too accessible/might fall into the hands of children (50%), as well as for those who selected anywhere tobacco is sold (58%), private marijuana stores (31%) and grocery stores (25%). Those who selected grocery stores also frequently mentioned not the purpose of this place/exposure to children/family environment/inappropriate (24%).
- **More than one in two Ontarians have a negative or somewhat negative impression of marijuana dispensaries** – More than half of Ontarians have a negative (28%) or somewhat negative (26%) impression of marijuana dispensaries, while one in three have a somewhat positive (23%) or positive (ten per cent) impression of marijuana dispensaries. Fourteen per cent are unsure.
- **Three in ten Ontarians say they don't know how marijuana dispensaries are or will be regulated and controlled** – Asked why they have that impression of marijuana dispensaries, 30 per cent say they don't know how they are or will be regulated and controlled/no trust/illegal/criminal activity, followed by caring about the product they are selling/more knowledgeable and responsible/more regulated (15%), and that some owners will take advantage of it/profit motive (10%). Nine percent mentioned they are not informed enough to make a decision/uncertain about the business/its too new, followed by recreational marijuana should not be freely available/against marijuana/risk for youth (seven per cent), and if regulated no problem/harmless/doesn't bother me/new jobs (six per cent).
- **Nearly four in ten Ontarians feel that it makes more sense to control the sale of marijuana through LCBO stores** – Thirty-nine per cent of Ontarians feel that it makes more sense to control the sale of marijuana through LCBO stores, followed by pharmacies (33%) and privately owned marijuana stores (17%). Seven per cent responded with none of the above and five per cent are unsure.
- **More than six in ten Ontarians support or somewhat support marijuana being sold in the LCBO** – More than six out of ten Ontarians support (40%) or somewhat support (24%) marijuana being sold in the LCBO, while one in three Ontarians oppose (24%) or somewhat oppose (ten per cent) this. Two per cent are unsure.



- **Majority of Ontarians support or somewhat support a separate dedicated retail space within an LCBO store for marijuana** – The majority of Ontarians support (38%) or somewhat support (27%) a separate dedicated retail space within a LCBO store for marijuana, while more than three out of ten Ontarians oppose (25%) or somewhat oppose (seven per cent) this. Four per cent are unsure. Residents of the City of Toronto were more likely to support or somewhat support a separate dedicated retail space within an LCBO store for marijuana (48% support; 24% somewhat support), while the residents of Northern Ontario were more likely to oppose or somewhat oppose this (12% somewhat oppose; 26% oppose).
- **Three in four Ontarians support or somewhat support allowing people to pick up their medical prescriptions and to buy marijuana at the same time at the pharmacy** – Three out of four Ontarians support (46%) or somewhat support (29%) allowing people to pick up their medical prescriptions and to buy marijuana at the same time at the pharmacy. A little more than two out of ten Ontarians oppose (13%) or somewhat oppose (eight per cent) this. Four per cent are unsure.
- **Six in ten Ontarians support or somewhat support the creation of a marijuana control board of Ontario** – Six out of ten Ontarians support (36%) or somewhat support (24%) the creation of a marijuana control board of Ontario to regulate and sell marijuana. More than three out of ten Ontarians oppose (26%) or somewhat oppose (nine per cent) this. Five per cent are unsure. Men were more likely to oppose (31%) or somewhat oppose (10%) than women (Eight percent somewhat oppose; 22% oppose).
- **Three in ten Ontarians say there is a need to control and regulate marijuana sales** – Asked for the reason behind their opinion of the creation of a marijuana control board, 32 per cent said there is a need to control and regulate selling, price, quality, safety, ID checks, staff training and use of this drug, followed by the government should not be involved/unnecessary bureaucracy, over control and corruption/incompetent (17%), and the cost being too high/wasting money/another form of taxation/greed (10%). Also mentioned was they should use the same model developed by LCBO to control/a good idea/would work well (seven per cent), just expand the mandate of the LCBO/they would do a better job/why reinvent the wheel (five per cent).



Consumption behaviours among Ontarians

- **A significant majority of Ontarians report they never consume tobacco** – The majority of Ontarians (85%) report never consuming tobacco, eight per cent report regularly consuming it and seven per cent report occasionally consuming it. One per cent are unsure.
- **More than six out of ten Ontarians report they occasionally consume spirits/alcohol** – Sixty-three per cent of Ontarians report occasionally consuming spirits/alcohol, while 23 per cent report never consuming it and 14 per cent report regularly consuming it. Less than one per cent are unsure.
- **Half of Ontarians report they occasionally consume wine** – Half of Ontarians (52%) report occasionally consuming wine, while 29 per cent report regularly consuming it and 18 per cent report never consuming it. Less than one per cent are unsure.
- **Nearly half of Ontarians report they occasionally consume beer** – Nearly half of Ontarians (47%) report occasionally consuming beer, while 34 per cent report never consuming it and 19 per cent report regularly consuming it. Less than one per cent are unsure.
- **More than four in five Ontarians report they never consume marijuana** – More than four out of five Ontarians (83%) report never consuming marijuana, while 12 per cent report occasionally consuming it and three per cent report regularly consuming it. Two per cent are unsure.



Potential impact of marijuana use

- **Over half of Ontarians describe marijuana use for adults as risky or somewhat risky –** More than one out of two Ontarians describe marijuana use for adults as somewhat risky (38%) or risky (18%), while four out of ten Ontarians describe it as somewhat harmless (31%) or harmless (ten per cent). Three per cent are unsure. Of note, residents of the City of Toronto were less likely to describe marijuana use for adults as risky or somewhat risky (10% risky, 35% somewhat risky).
- **The most frequently mentioned risk to someone who consumes marijuana is impaired driving and judgement, being careless and there being a criminal risk –** Asked what they considered the biggest risks to someone using marijuana, more than one in four Ontarians mentioned impaired driving and judgement/being careless/criminal risk (27%), followed by 18 per cent who said long term physical and cognitive damage (brain damage, lung damage, cancer)/inhaling smoke. Seventeen per cent mentioned dependency/addiction/overuse and abuse, 10 per cent said loss of motivation, reality and control/change of behaviour/long term psychological effects, while five per cent mentioned the purity of the product/mixing with other substances/uncertainty with reaction/lack of knowledge.
- **Majority of Ontarians think the biggest benefit to someone who consumes marijuana is medical and pain relief and increase in appetite –** Fifty one per cent of Ontarians consider medical and pain relief/increases appetite as the most important benefit to someone who uses marijuana, followed by stress and anxiety relief/relaxation/therapeutic/recreational (15%), there being no benefit/against marijuana (nine per cent), and a better quality of life/enjoyable/ social/getting high/escape reality (six per cent). Other mentions include less harmful than alcohol/not violent/not addictive (three per cent) and save police time/keep people out of jail/ freedom of choice/alternative to illegal drugs (one per cent). Thirteen per cent are unsure.
- **More than nine in ten Ontarians are concerned or somewhat concerned about harm to youth under 18 if they use marijuana –** More than nine out of ten Ontarians are concerned (65%) or somewhat concerned (26%) about harm to youth under 18 years of age if they use marijuana, while five per cent are somewhat not concerned and four per cent are not concerned. Two per cent are unsure.



- **Nearly seven in ten Ontarians are concerned or somewhat concerned about harm to people with a family history of mental illness if they use marijuana** – Almost seven out of ten Ontarians are concerned (41%) or somewhat concerned (28%) with harm to people with a family history of mental illness if they use marijuana, while more than two out of ten Ontarians are somewhat not concerned (12%) or not concerned (11%) about this. Eight per cent are unsure.
- **More than half of Ontarians are concerned or somewhat concerned about the harm to adults over 18 if they use marijuana** – More than half of Ontarians are somewhat concerned (31%) or concerned (22%) about the harm to adults over 18 if they use marijuana, while close to one out of two Ontarians are not concerned (27%) or somewhat not concerned (19%) about this. Two per cent are unsure.

Nanos conducted an RDD dual frame (land- and cell-lines) random telephone survey of 1,000 residents of Ontario, 18 years of age or older, between August 3rd to 7th, 2016. Participants were randomly recruited by telephone using live agents and administered a survey online. The margin of error for a random survey of 1,000 Ontarians is ± 3.1 percentage points, 19 times out of 20.

Oversamples were conducted in regions with smaller populations. The final tabulations were weighted to the true population proportion each region represented in Ontario in order to ensure the results accurately reflect the views of Ontarians. Please see page 55 of the report for the detailed sampling plan for this research.

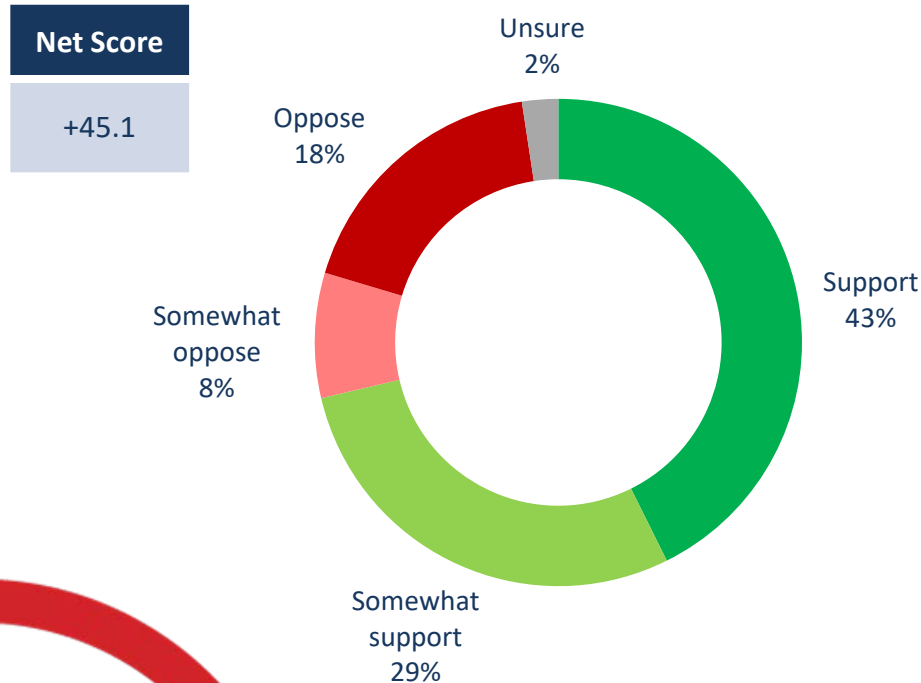
The research was commissioned by Ontario Public Service Employees Union.

Legalizing marijuana



Support for legalizing the sale of marijuana

Source: Nanos Research, Ontario RDD dual frame hybrid telephone and online random survey, August 3rd to 7th, 2016, n=1000, accurate 3.1 percentage points plus or minus, 19 times out of 20.



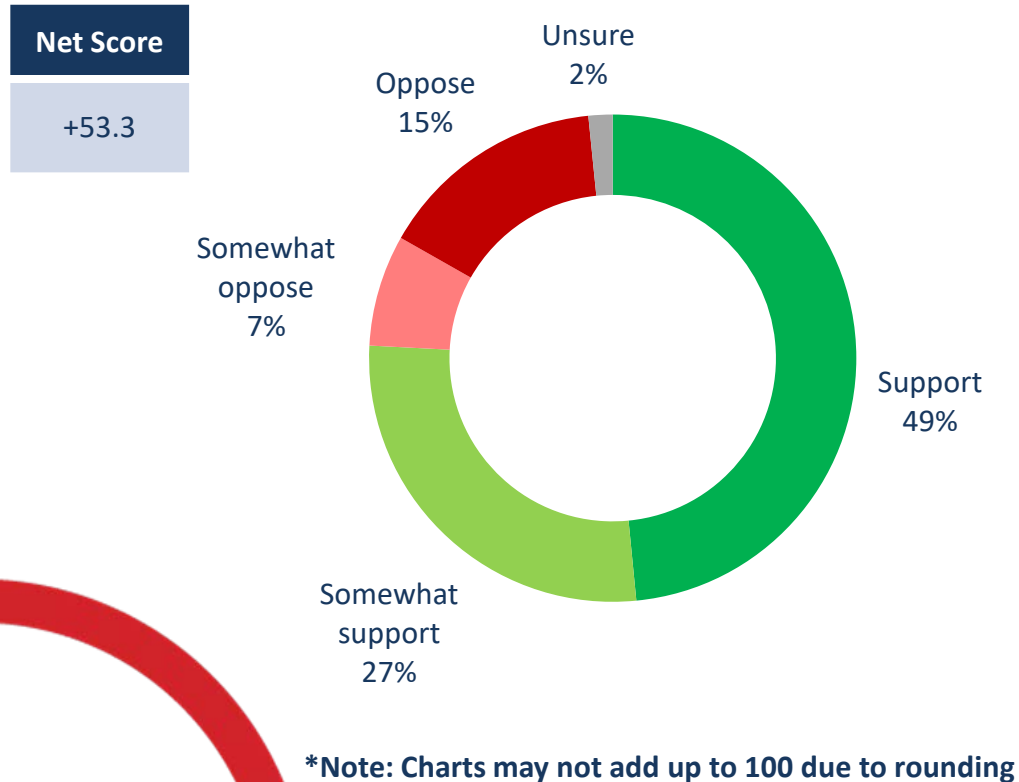
Subgroups	Support/ Somewhat support
Ontario North (n=200)	74.1%
Ontario East (n=200)	68.2%
Greater Toronto Area (n=200)	66.6%
City of Toronto (n=200)	81.9%
Ontario South (n=200)	70.0%
Male (n=500)	75.1%
Female (n=500)	67.8%
18 to 29 (n=169)	72.9%
30 to 39 (n=180)	66.9%
40 to 49 (n=185)	70.5%
50 to 59 (n=192)	76.0%
60 plus (n=274)	71.0%

***Note: Charts may not add up to 100 due to rounding**

QUESTION – As you may know, the federal government has announced plans to legalize the sale of marijuana in Canada. Do you support, somewhat support, somewhat oppose or oppose this policy?

Support for strict regulation of marijuana sales

Source: Nanos Research, Ontario RDD dual frame hybrid telephone and online random survey, August 3rd to 7th, 2016, n=1000, accurate 3.1 percentage points plus or minus, 19 times out of 20.



Subgroups	Support/ Somewhat support
Ontario North (n=200)	80.6%
Ontario East (n=200)	69.8%
Greater Toronto Area (n=200)	73.3%
City of Toronto (n=200)	86.4%
Ontario South (n=200)	73.2%
Male (n=500)	78.8%
Female (n=500)	72.8%
18 to 29 (n=169)	75.1%
30 to 39 (n=180)	69.1%
40 to 49 (n=185)	74.8%
50 to 59 (n=192)	79.5%
60 plus (n=274)	79.7%

QUESTION – Some say the best way to reduce social harm from marijuana use is through “legalization with strict regulation.” Would you support, somewhat support, somewhat oppose or oppose the legalization and strict regulation and control of marijuana sales?

Arguments in favour of legalizing marijuana

Source: Nanos Research, Ontario RDD dual frame hybrid telephone and online random survey, August 3rd to 7th, 2016, n=1000, accurate 3.1 percentage points plus or minus, 19 times out of 20.

	Frequency (n=1,000)
Decriminalization/regulation/good to legalize	24.4%
The increased tax revenue from marijuana will reduce my taxes/fewer police resources needed	17.5%
Reduce crime/underground trafficking	16.3%
Medicinal benefits/quality and safety of marijuana	15.0%
Not dangerous/people do it anyway/no different than alcohol or tobacco/less harmful	9.4%
No benefits to legalizing/against legalization	3.5%
Other	2.9%
Unsure/No Answer	11.0%

QUESTION – Regardless of your personal views, what are the arguments in favour of legalization? [Open-ended]

Arguments against legalizing marijuana

Source: Nanos Research, Ontario RDD dual frame hybrid telephone and online random survey, August 3rd to 7th, 2016, n=1000, accurate 3.1 percentage points plus or minus, 19 times out of 20.

	Frequency (n=1,000)
Gateway drug/Use by youths	18.9%
Makes doing drugs socially acceptable/Increases usage/use it at work	12.2%
Abuse/addiction/hard to control	12.1%
Mental health issues/health issues/unsure of long term effects	10.3%
No roadside test for impaired driving/impaired driving	8.7%
None	8.0%
It is a drug/should not be legalized/smell	4.8%
High taxes/government will make mistakes/too many regulations	4.5%
Increased crime/more legal enforcement/location of shops problematic	1.8%
Other	3.7%
Unsure/No answer	15.1%

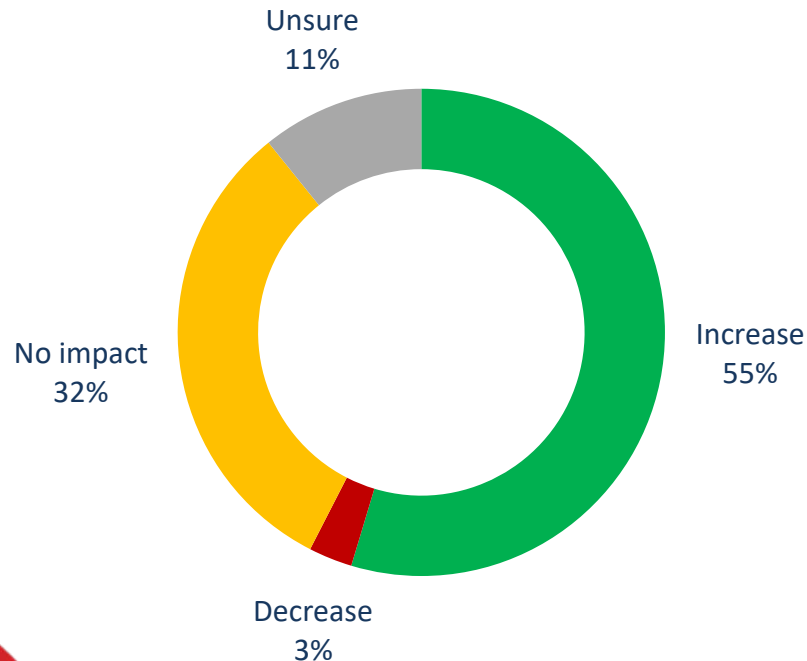
QUESTION – Regardless of your personal views, what are the arguments against legalization? [Open-ended]

Thoughts on impact of marijuana use after legalization

Source: Nanos Research, Ontario RDD dual frame hybrid telephone and online random survey, August 3rd to 7th, 2016, n=1000, accurate 3.1 percentage points plus or minus, 19 times out of 20.

Net Score

+51.8




***Note: Charts may not add up to 100 due to rounding**

Subgroups	Increase
Ontario North (n=200)	57.8%
Ontario East (n=200)	53.3%
Greater Toronto Area (n=200)	53.4%
City of Toronto (n=200)	50.2%
Ontario South (n=200)	58.9%
Male (n=500)	55.8%
Female (n=500)	53.6%
18 to 29 (n=169)	58.2%
30 to 39 (n=180)	55.9%
40 to 49 (n=185)	52.5%
50 to 59 (n=192)	58.8%
60 plus (n=274)	49.7%

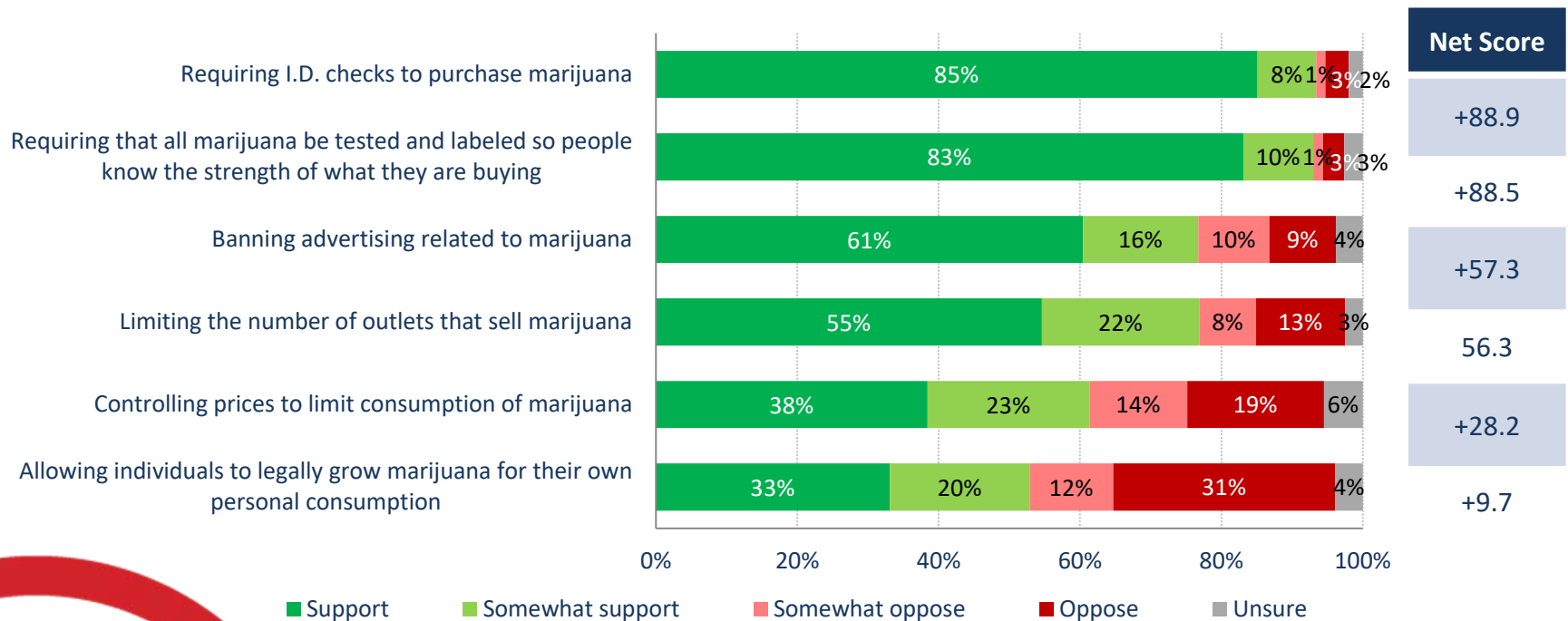
QUESTION – Do you think legalization will increase, decrease or have no impact on marijuana use?

Regulations for the sale of marijuana



Support for marijuana regulation initiatives

Source: Nanos Research, Ontario RDD dual frame hybrid telephone and online random survey, August 3rd to 7th, 2016, n=1000, accurate 3.1 percentage points plus or minus, 19 times out of 20.

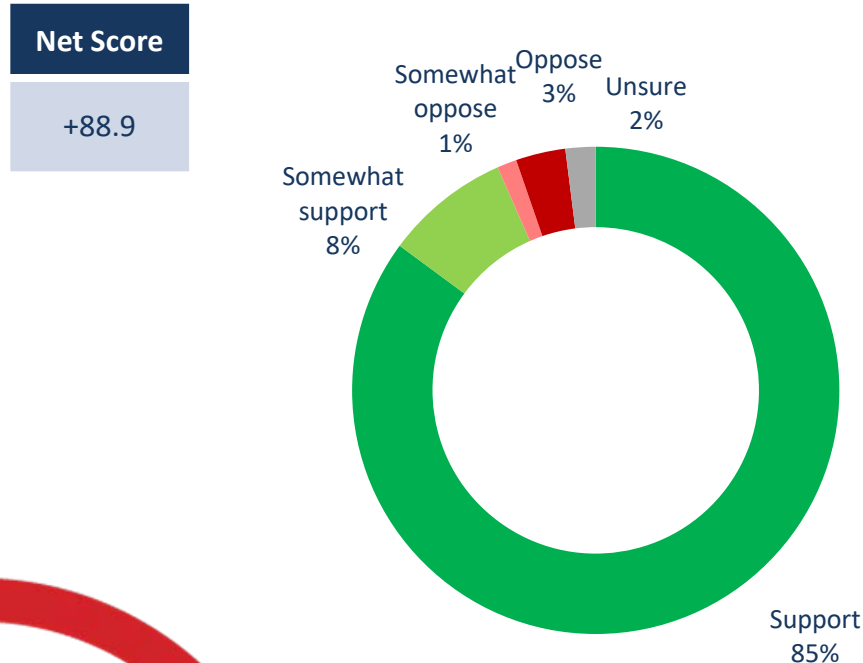


*Note: Charts may not add up to 100 due to rounding

QUESTION – Do you support, somewhat support, somewhat oppose or oppose the following when it comes to regulating marijuana in Ontario? [RANDOMIZE]

I.D. checks to purchase marijuana

Source: Nanos Research, Ontario RDD dual frame hybrid telephone and online random survey, August 3rd to 7th, 2016, n=1000, accurate 3.1 percentage points plus or minus, 19 times out of 20.



***Note: Charts may not add up to 100 due to rounding**

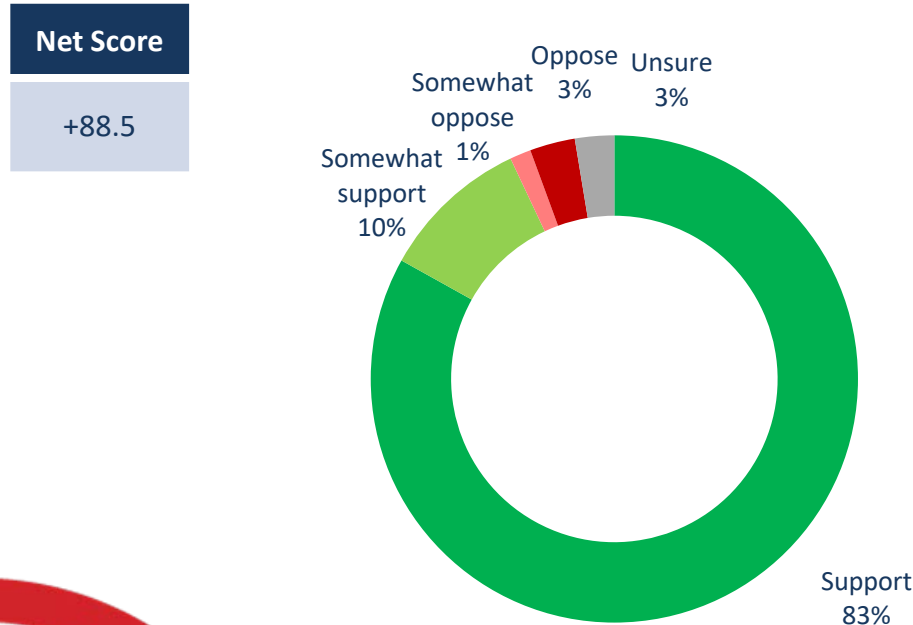
Subgroups	Support/ Somewhat support
Ontario North (n=200)	95.0%
Ontario East (n=200)	92.5%
Greater Toronto Area (n=200)	92.8%
City of Toronto (n=200)	94.3%
Ontario South (n=200)	93.4%
Male (n=500)	93.7%
Female (n=500)	93.1%
18 to 29 (n=169)	97.8%
30 to 39 (n=180)	93.3%
40 to 49 (n=185)	90.1%
50 to 59 (n=192)	91.6%
60 plus (n=274)	94.1%

QUESTION – Do you support, somewhat support, somewhat oppose or oppose the following when it comes to regulating marijuana in Ontario? [RANDOMIZE]

Requiring I.D. checks to purchase marijuana

Testing and labeling of marijuana

Source: Nanos Research, Ontario RDD dual frame hybrid telephone and online random survey, August 3rd to 7th, 2016, n=1000, accurate 3.1 percentage points plus or minus, 19 times out of 20.



***Note: Charts may not add up to 100 due to rounding**

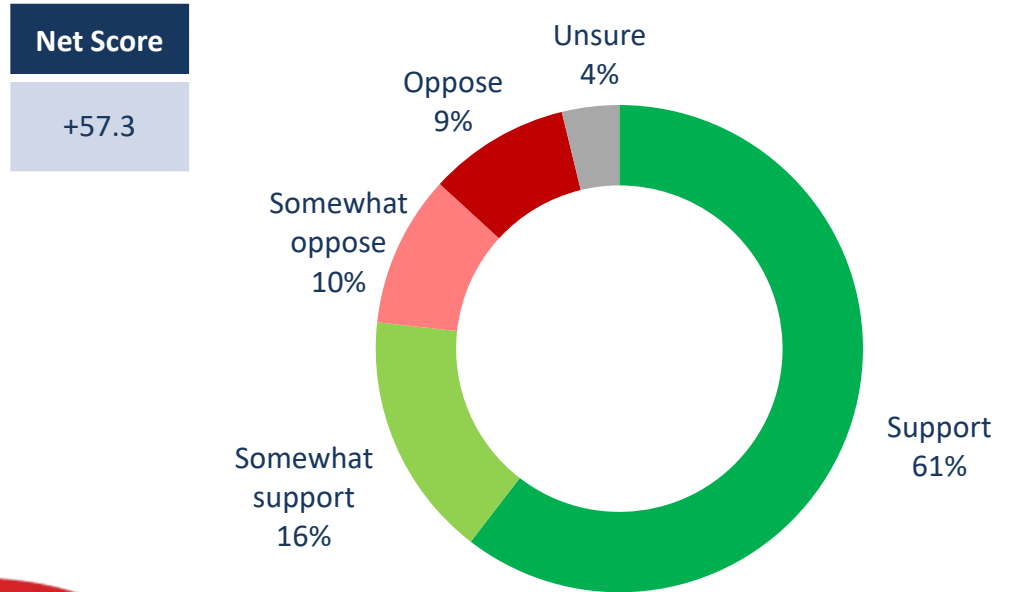
Subgroups	Support/ Somewhat support
Ontario North (n=200)	96.1%
Ontario East (n=200)	94.7%
Greater Toronto Area (n=200)	88.0%
City of Toronto (n=200)	94.9%
Ontario South (n=200)	94.6%
Male (n=500)	92.2%
Female (n=500)	93.8%
18 to 29 (n=169)	95.5%
30 to 39 (n=180)	90.7%
40 to 49 (n=185)	89.9%
50 to 59 (n=192)	93.8%
60 plus (n=274)	94.8%

QUESTION – Do you support, somewhat support, somewhat oppose or oppose the following when it comes to regulating marijuana in Ontario? [RANDOMIZE]

Requiring that all marijuana be tested and labeled so people know the strength of what they are buying

Banning marijuana advertising

Source: Nanos Research, Ontario RDD dual frame hybrid telephone and online random survey, August 3rd to 7th, 2016, n=1000, accurate 3.1 percentage points plus or minus, 19 times out of 20.



***Note: Charts may not add up to 100 due to rounding**

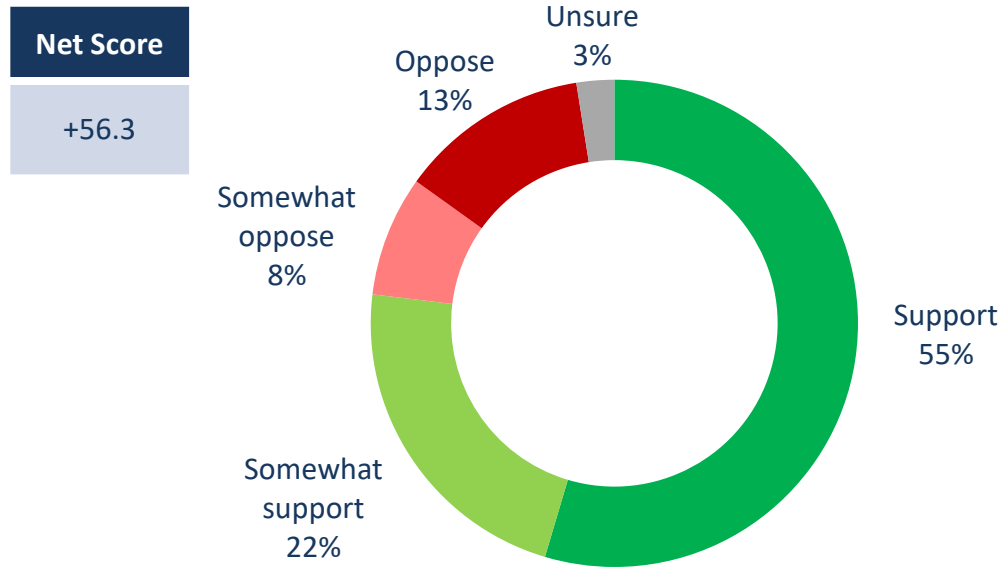
Subgroups	Support/ Somewhat support
Ontario North (n=200)	74.0%
Ontario East (n=200)	83.9%
Greater Toronto Area (n=200)	75.5%
City of Toronto (n=200)	77.7%
Ontario South (n=200)	74.2%
Male (n=500)	75.0%
Female (n=500)	78.6%
18 to 29 (n=169)	77.0%
30 to 39 (n=180)	77.1%
40 to 49 (n=185)	75.7%
50 to 59 (n=192)	75.0%
60 plus (n=274)	78.7%

QUESTION – Do you support, somewhat support, somewhat oppose or oppose the following when it comes to regulating marijuana in Ontario? [RANDOMIZE]

Banning advertising related to marijuana

Limiting the number of outlets selling marijuana

Source: Nanos Research, Ontario RDD dual frame hybrid telephone and online random survey. August 3rd to 7th, 2016, n=1000, accurate 3.1 percentage points plus or minus, 19 times out of 20.



***Note: Charts may not add up to 100 due to rounding**

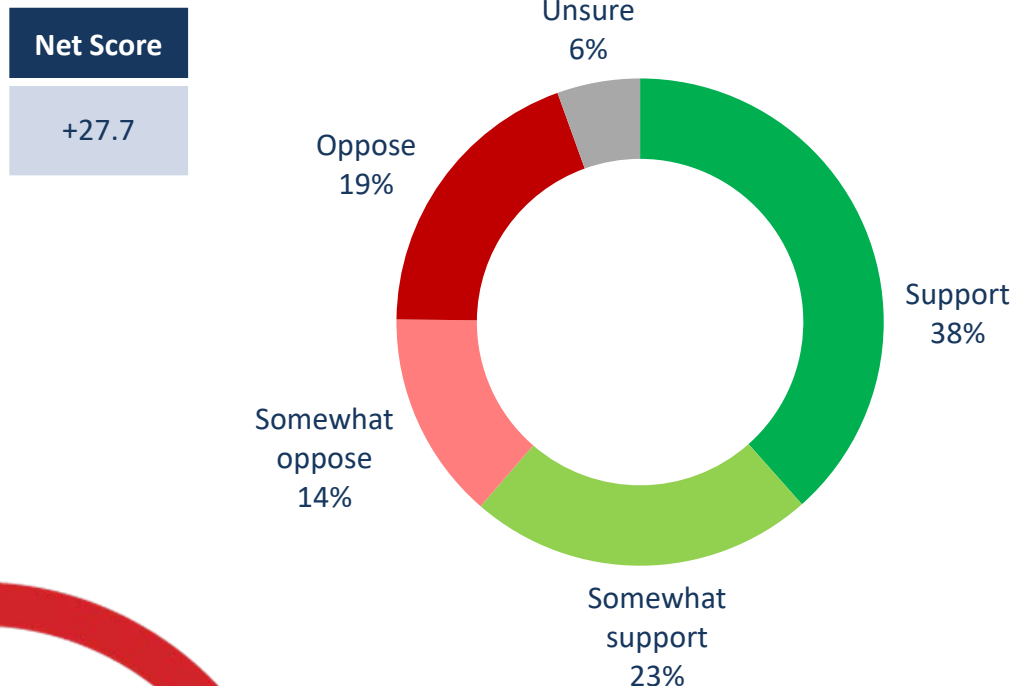
Subgroups	Support/ Somewhat support
Ontario North (n=200)	81.8%
Ontario East (n=200)	72.4%
Greater Toronto Area (n=200)	75.9%
City of Toronto (n=200)	80.1%
Ontario South (n=200)	77.0%
Male (n=500)	74.1%
Female (n=500)	79.7%
18 to 29 (n=169)	74.2%
30 to 39 (n=180)	75.5%
40 to 49 (n=185)	74.4%
50 to 59 (n=192)	77.7%
60 plus (n=274)	82.0%

QUESTION – Do you support, somewhat support, somewhat oppose or oppose the following when it comes to regulating marijuana in Ontario? [RANDOMIZE]

Limiting the number of outlets that sell marijuana

Controlling prices to limit marijuana consumption

Source: Nanos Research, Ontario RDD dual frame hybrid telephone and online random survey, August 3rd to 7th, 2016, n=1000, accurate 3.1 percentage points plus or minus, 19 times out of 20.



***Note: Charts may not add up to 100 due to rounding**

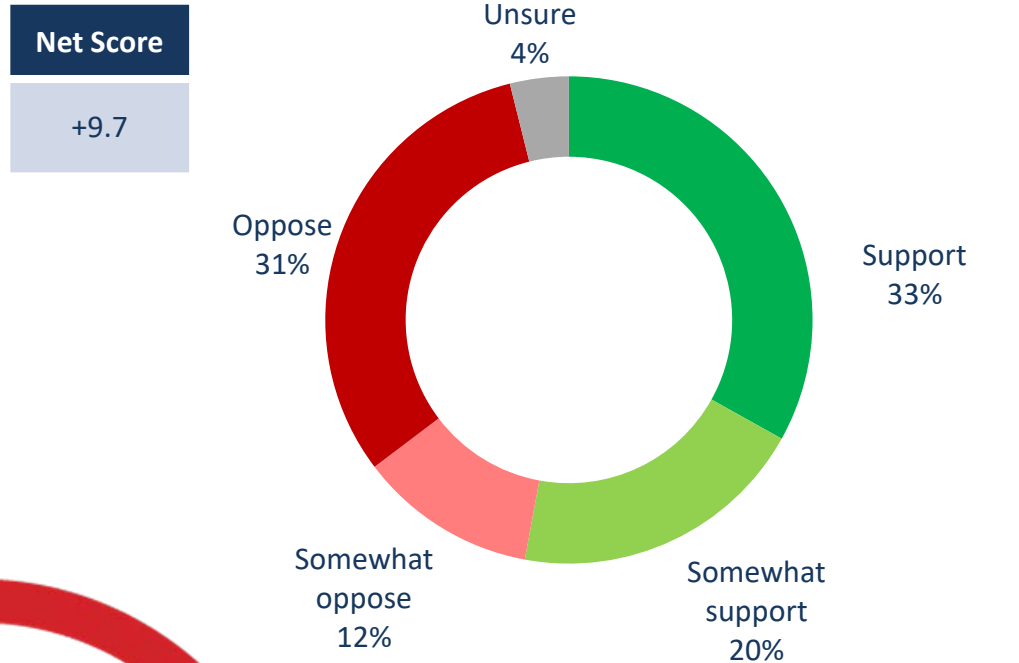
Subgroups	Support/ Somewhat support
Ontario North (n=200)	62.7%
Ontario East (n=200)	62.1%
Greater Toronto Area (n=200)	64.5%
City of Toronto (n=200)	65.0%
Ontario South (n=200)	55.7%
Male (n=500)	59.2%
Female (n=500)	63.5%
18 to 29 (n=169)	61.9%
30 to 39 (n=180)	56.7%
40 to 49 (n=185)	58.9%
50 to 59 (n=192)	63.1%
60 plus (n=274)	65.3%

QUESTION – Do you support, somewhat support, somewhat oppose or oppose the following when it comes to regulating marijuana in Ontario? [RANDOMIZE]

Controlling prices to limit consumption of marijuana

Growing marijuana for personal consumption

Source: Nanos Research, Ontario RDD dual frame hybrid telephone and online random survey, August 3rd to 7th, 2016, n=1000, accurate 3.1 percentage points plus or minus, 19 times out of 20.



***Note: Charts may not add up to 100 due to rounding**

Subgroups	Support/ Somewhat support
Ontario North (n=200)	52.0%
Ontario East (n=200)	50.3%
Greater Toronto Area (n=200)	52.1%
City of Toronto (n=200)	57.4%
Ontario South (n=200)	52.3%
Male (n=500)	55.1%
Female (n=500)	50.7%
18 to 29 (n=169)	59.5%
30 to 39 (n=180)	54.9%
40 to 49 (n=185)	55.3%
50 to 59 (n=192)	52.8%
60 plus (n=274)	43.9%

QUESTION – Do you support, somewhat support, somewhat oppose or oppose the following when it comes to regulating marijuana in Ontario? [RANDOMIZE]

Allowing individuals to legally grow marijuana for their own personal consumption

Priorities for regulating and controlling marijuana sales

Source: Nanos Research, Ontario RDD dual frame hybrid telephone and online random survey, August 3rd to August 7th, 2016, n=1000, accurate 3.1 percentage points plus or minus, 19 times out of 20.

	First-ranked choice (n=1000)	Second-ranked choice (n=974)
Preventing minors from getting marijuana	28.6%	26.1%
Ensuring access to marijuana for pain relief	26.2%	13.7%
Preventing people from driving after smoking marijuana	20.3%	27.9%
Controlling organized crime	14.3%	18.2%
Making marijuana easy to get	4.2%	3.2%
Collecting the highest possible government revenues	3.7%	6.5%
Unsure	2.7%	4.6%

QUESTION – Please rank what should be the government’s FIRST AND SECOND priority when it comes to regulating and controlling marijuana sales?

Where and how marijuana should be sold



Who should sell marijuana in Ontario

Source: Nanos Research, Ontario RDD dual frame hybrid telephone and online random survey, August 3rd to 7th, 2016, n=1000, accurate 3.1 percentage points plus or minus, 19 times out of 20.

	First-ranked choice (n=1000)	Second-ranked choice (n=967)
LCBO (Liquor Control Board of Ontario)	41.1%	24.6%
Pharmacies	32.4%	31.3%
Privately owned marijuana stores	16.7%	22.3%
Anywhere tobacco is sold	6.2%	6.5%
Convenience stores	0.5%	1.2%
Grocery stores	-	1.2%
Unsure	3.0%	13.0%

QUESTION – From the following list, please rank your first and second choice places YOU ARE COMFORTABLE controlling and selling marijuana in Ontario? [RANDOMIZE LIST]

Reason for first choice

Source: Nanos Research, Ontario RDD dual frame hybrid telephone and online random survey, August 3rd to 7th, 2016, n=1002, accurate 3.1 percentage points plus or minus, 19 times out of 20.

	LCBO (n=413)	Pharmacies (n=325)	Privately owned marijuana stores (n=167)	Convenience stores (n=5)*	Anywhere tobacco is sold (n=63)	Unsure (n=29)*	Total (n=1002)
Procedures in place/experience with controlled substances	62.0%	15.7%	4.2%	20.0%	22.2%	3.4%	32.9%
Dealing with professionals/knowledge/trust them/feels safer	0.5%	28.9%	19.2%	0.0%	4.8%	0.0%	13.1%
Highly controlled environment	13.1%	15.1%	9.0%	0.0%	6.3%	0.0%	12.2%
Marijuana is a drug/monitor interaction	0.5%	24.9%	1.2%	0.0%	0.0%	0.0%	8.5%
Not the government/good opportunity for private business	0.0%	0.6%	32.3%	0.0%	6.3%	10.3%	6.3%
Government involvement/helps generate income/it's regulated	8.7%	4.3%	4.8%	0.0%	4.8%	0.0%	6.1%
Marijuana and alcohol are similar/marijuana and tobacco are similar	7.5%	0.0%	0.0%	0.0%	25.4%	0.0%	4.7%
Don't agree with sale/only for medicinal purposes	1.7%	4.3%	1.2%	0.0%	1.6%	65.5%	4.3%
Avoid public places/impulse buying	0.0%	0.3%	14.4%	0.0%	1.6%	0.0%	2.6%
Other	2.4%	0.9%	8.4%	60.0%	19.0%	6.9%	4.4%
Unsure/No answer	3.6%	4.9%	5.4%	20.0%	7.9%	13.8%	5.0%

*Shaded due to small sample size

Question - Why was _____ your first choice in terms of you BEING COMFORTABLE for it to control and sell marijuana? [Open-ended]

Who should not sell marijuana in Ontario

Source: Nanos Research, Ontario RDD dual frame hybrid telephone and online random survey, August 3rd to 7th, 2016, n=1000, accurate 3.1 percentage points plus or minus, 19 times out of 20.

	First-ranked choice (n=1000)	Second-ranked choice (n=964)
Convenience stores	48.4%	25.2%
Grocery stores	18.3%	32.5%
Privately owned marijuana stores	10.5%	8.8%
Anywhere tobacco is sold	10.3%	20.0%
LCBO (Liquor Control Board of Ontario)	6.9%	3.6%
Pharmacies	2.4%	5.2%
Unsure	3.1%	4.6%

QUESTION – From the following list, please rank your first and second choice places YOU ARE NOT COMFORTABLE controlling and selling marijuana in Ontario?
[RANDOMIZE LIST]

Reason for first choice

Source: Nanos Research, Ontario RDD dual frame hybrid telephone and online random survey, August 3rd to 7th, 2016, n=1000, accurate 3.1 percentage points plus or minus, 19 times out of 20.

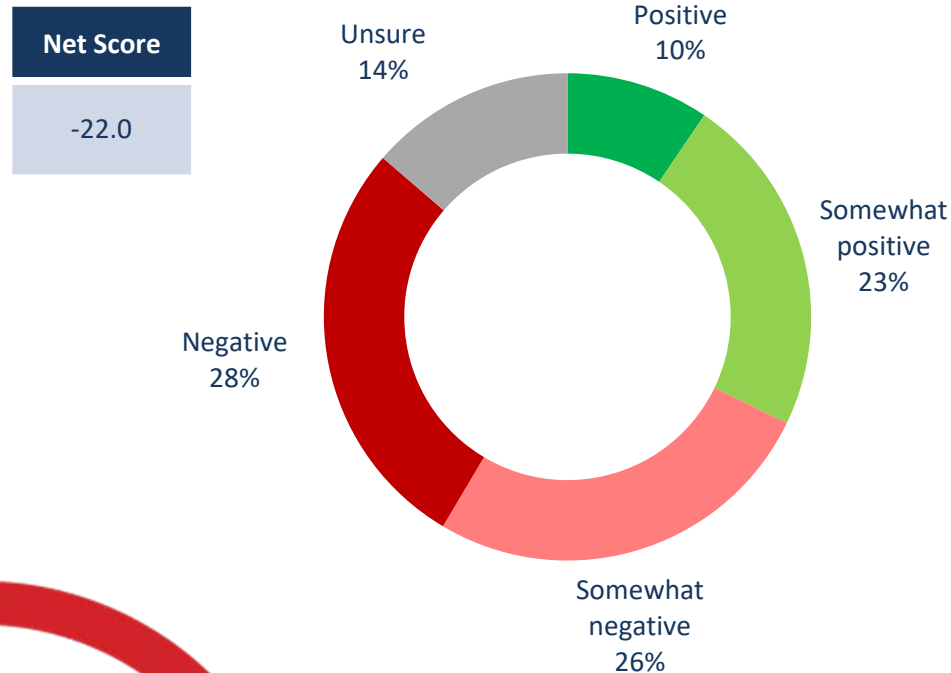
	LCBO (n=71)	Pharmacies (n=25)*	Privately owned marijuana stores (n=106)	Grocery stores (n=182)	Convenience stores (n=484)	Anywhere tobacco is sold (n=101)	Unsure (n=31)*	Total (n=1000)
Lack of control/not enforcing regulations/too accessible/might fall into hands of children	8.5%	0.0%	31.1%	24.7%	49.8%	58.4%	6.5%	38.6%
Employees not trained or experienced to sell drugs/Lack of knowledge/Too much responsibility	0.0%	8.0%	1.9%	13.2%	11.0%	0.0%	6.5%	8.3%
Not the purpose of this place/Exposure to children/Family environment/Inappropriate	5.6%	44.0%	0.0%	24.2%	2.5%	2.0%	0.0%	7.3%
Too profit-driven/Would lead to a government monopoly/should be sold by private enterprises	42.3%	8.0%	9.4%	1.1%	1.4%	0.0%	0.0%	5.1%
More open to theft and criminal activity/too risky/too much effort to police/safety issues	0.0%	8.0%	4.7%	3.3%	6.0%	1.0%	0.0%	4.3%
Not trustworthy/Possibility of abuse/poor quality	4.2%	0.0%	8.5%	0.5%	4.5%	0.0%	0.0%	3.5%
It should not be legalized at all/sold anywhere/another substance to get addicted to	0.0%	4.0%	1.9%	1.6%	0.2%	0.0%	29.0%	1.6%
Comfortable with any place selling marijuana/should be permitted for recreation	2.8%	4.0%	0.9%	0.0%	0.0%	3.0%	9.7%	1.0%
Other	8.5%	16.0%	15.1%	3.8%	2.1%	8.9%	16.1%	5.7%
Unsure/No answer	28.2%	8.0%	26.4%	27.5%	22.5%	26.7%	32.3%	24.6%

Question - Why was _____ your first choice in terms of you BEING UNCOMFORTABLE for it to control and sell marijuana? [Open-ended]

*Shaded due to small sample size

Impressions of marijuana dispensaries

Source: Nanos Research, Ontario RDD dual frame hybrid telephone and online random survey, August 3rd to 7th, 2016, n=1000, accurate 3.1 percentage points plus or minus, 19 times out of 20.



Subgroups	Positive/ Somewhat positive
Ontario North (n=200)	32.8%
Ontario East (n=200)	31.2%
Greater Toronto Area (n=200)	31.2%
City of Toronto (n=200)	31.1%
Ontario South (n=200)	34.0%
Male (n=500)	34.9%
Female (n=500)	29.4%
18 to 29 (n=169)	34.8%
30 to 39 (n=180)	34.8%
40 to 49 (n=185)	36.3%
50 to 59 (n=192)	29.3%
60 plus (n=274)	26.3%

*Note: Charts may not add up to 100 due to rounding

QUESTION – Do you have a positive, a somewhat , positive, a somewhat negative or a negative impression of marijuana dispensaries, that is privately owned marijuana stores?

Reason for opinion

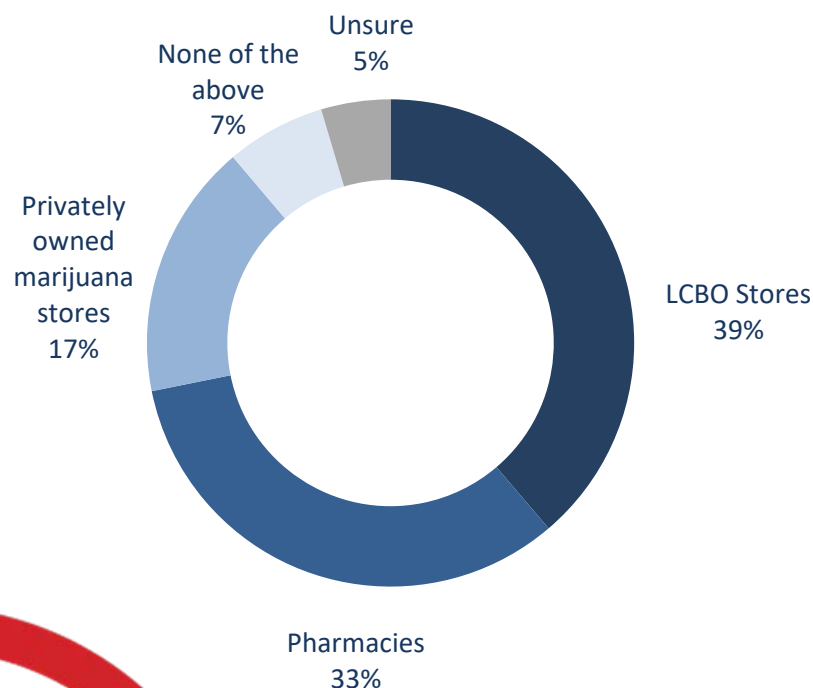
Source: Nanos Research, Ontario RDD dual frame hybrid telephone and online random survey, August 3rd to 7th, 2016, n=997, accurate 3.1 percentage points plus or minus, 19 times out of 20.

	Positive (n=94)	Somewhat positive (n=224)	Somewhat negative (n=263)	Negative (n=279)	Unsure (n=137)	Total (n=997)
Don't know how they are or will be regulated and controlled/no trust/illegal/criminal activity	0.0%	9.4%	50.2%	47.0%	9.5%	29.8%
Recreational marijuana should not be freely available/against marijuana/risk for youth	0.0%	1.3%	6.8%	14.3%	3.6%	6.6%
Not informed enough to make a decision/uncertain about business/too new	2.1%	6.7%	2.3%	0.4%	48.2%	9.0%
Some owners will take advantage of product/Profit motive	0.0%	6.3%	16.7%	14.7%	3.6%	10.4%
Profit should go to government/should be like LCBO/controlled by government	0.0%	2.2%	2.7%	2.9%	0.7%	2.1%
Care about product they are selling/more knowledgeable and responsible/more regulated	63.8%	42.0%	0.0%	0.0%	0.0%	15.4%
Media/advertising/location, amount, branding and appearance of store	0.0%	4.0%	4.6%	7.9%	1.5%	4.5%
If regulated no problem/harmless/doesn't bother/comfortable access/new jobs	18.1%	15.2%	2.3%	0.0%	1.5%	5.9%
Other	3.2%	0.4%	2.7%	1.1%	0.0%	1.4%
Unsure/No Answer	12.8%	12.5%	11.8%	11.8%	31.4%	14.7%

QUESTION – Why do you have that opinion? [Open-ended]

Controlling sale of marijuana

Source: Nanos Research, Ontario RDD dual frame hybrid telephone and online random survey, August 3rd to 7th, 2016, n=1000, accurate 3.1 percentage points plus or minus, 19 times out of 20.



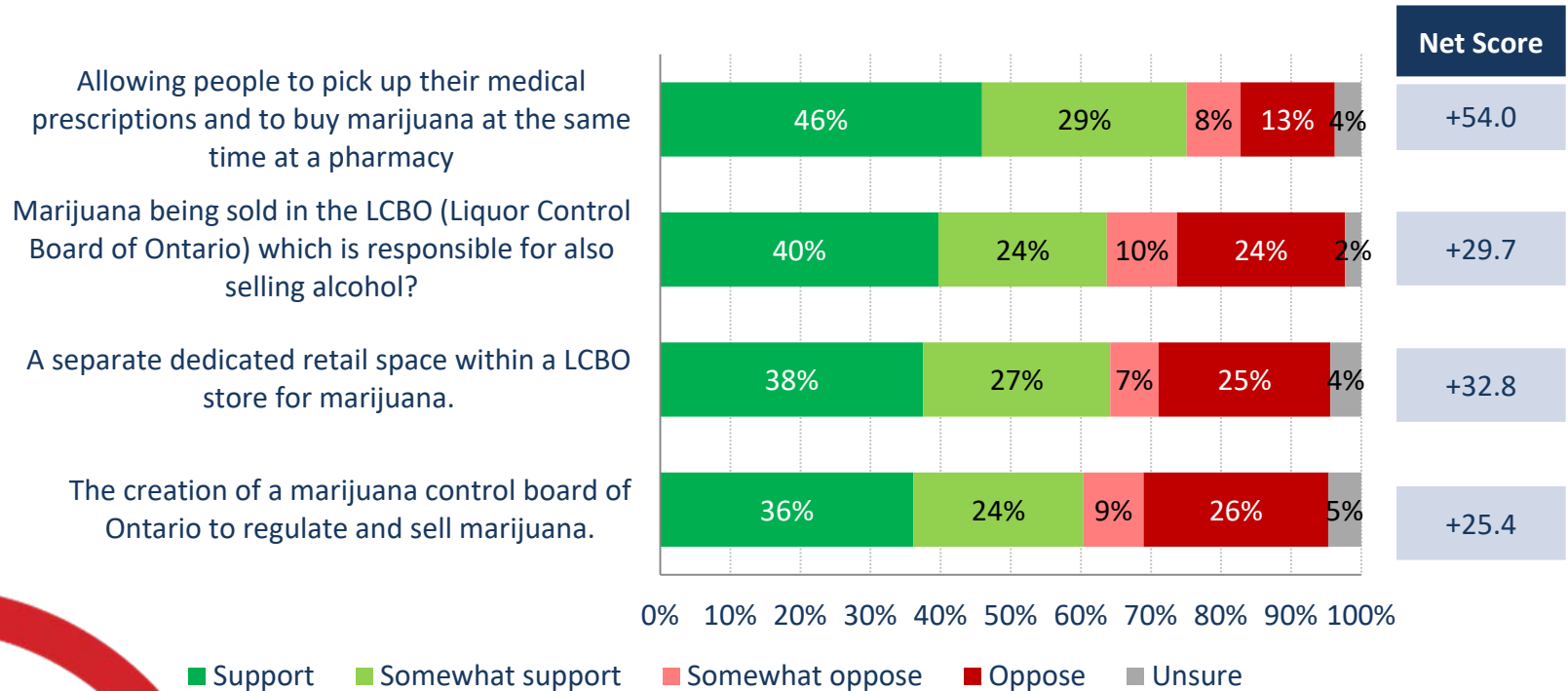
Subgroups	LCBO Stores	Pharmacies	Private stores
Ontario North (n=200)	39.7%	28.7%	18.3%
Ontario East (n=200)	39.4%	31.3%	17.9%
Greater Toronto Area (n=200)	36.9%	35.6%	16.6%
City of Toronto (n=200)	39.8%	31.8%	19.7%
Ontario South (n=200)	39.2%	33.6%	14.7%
Male (n=500)	43.7%	28.9%	17.0%
Female (n=500)	33.8%	37.3%	17.0%
18 to 29 (n=169)	38.7%	29.2%	18.9%
30 to 39 (n=180)	33.3%	35.9%	23.1%
40 to 49 (n=185)	35.6%	36.2%	16.1%
50 to 59 (n=192)	42.8%	27.5%	17.1%
60 plus (n=274)	42.8%	35.6%	11.4%

***Note:** Charts may not add up to 100 due to rounding

QUESTION – Does it make more sense to control the sale of marijuana through [RANDOMIZE] LCBO stores, pharmacies or privately owned marijuana stores?

Support levels for marijuana being sold in certain places

Source: Nanos Research, Ontario RDD dual frame hybrid telephone and online random survey, August 3rd to August 7th, 2016, n=1000, accurate 3.1 percentage points plus or minus, 19 times out of 20.

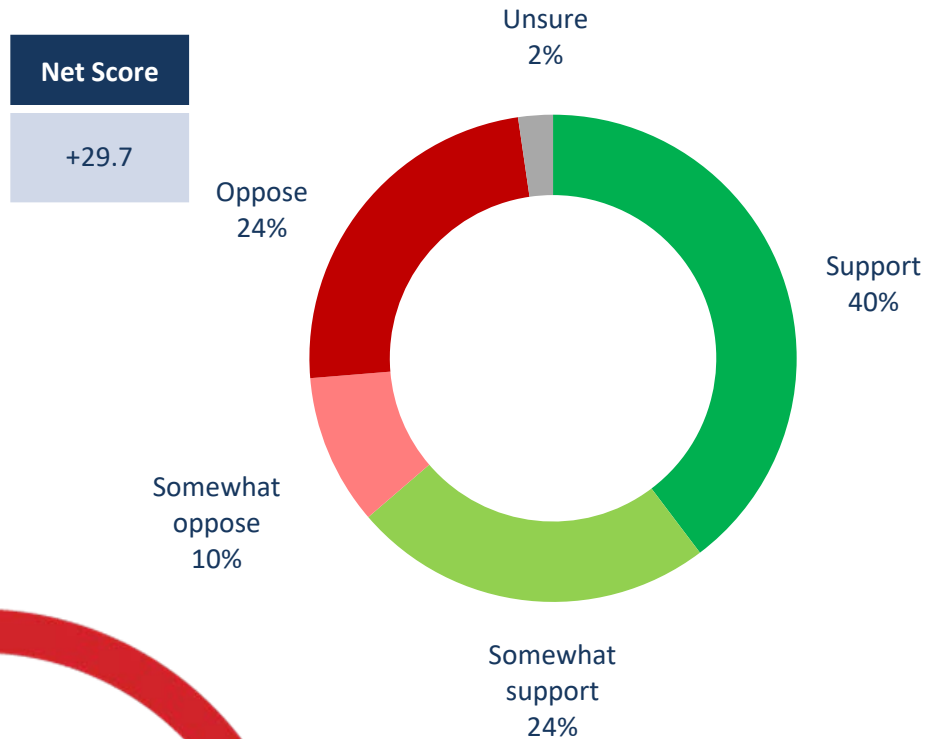


*Note: Charts may not add up to 100 due to rounding

QUESTION – Would you support, somewhat support, somewhat oppose or oppose the following? [RANDOMIZE]

Selling marijuana in LCBO

Source: Nanos Research, Ontario RDD dual frame hybrid telephone and online random survey, August 3rd to August 7th, 2016, n=1000, accurate 3.1 percentage points plus or minus, 19 times out of 20.



***Note: Charts may not add up to 100 due to rounding**

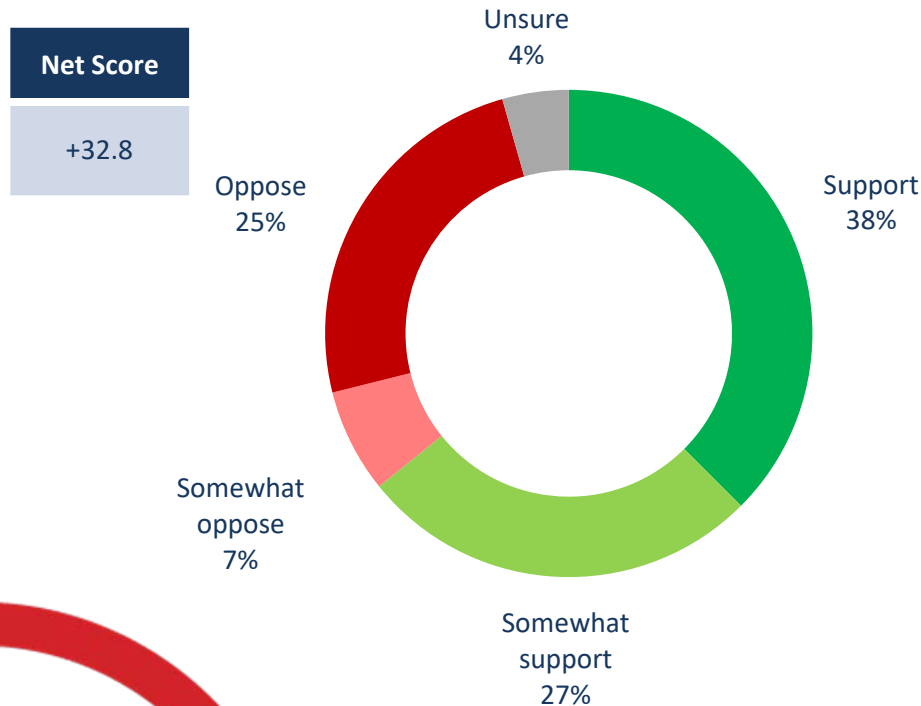
Subgroups	Support/ Somewhat support
Ontario North (n=200)	58.3%
Ontario East (n=200)	62.1%
Greater Toronto Area (n=200)	60.6%
City of Toronto (n=200)	71.8%
Ontario South (n=200)	63.0%
Male (n=500)	66.2%
Female (n=500)	61.3%
18 to 29 (n=169)	62.4%
30 to 39 (n=180)	64.6%
40 to 49 (n=185)	60.1%
50 to 59 (n=192)	63.1%
60 plus (n=274)	68.1%

QUESTION – Would you support, somewhat support, somewhat oppose or oppose the following? [RANDOMIZE]

Marijuana being sold in the LCBO (Liquor Control Board of Ontario) which is responsible for also selling alcohol?

Separate retail space in LCBO for marijuana

Source: Nanos Research, Ontario RDD dual frame hybrid telephone and online random survey, August 3rd to August 7th, 2016, n=1000, accurate 3.1 percentage points plus or minus, 19 times out of 20.



***Note: Charts may not add up to 100 due to rounding**

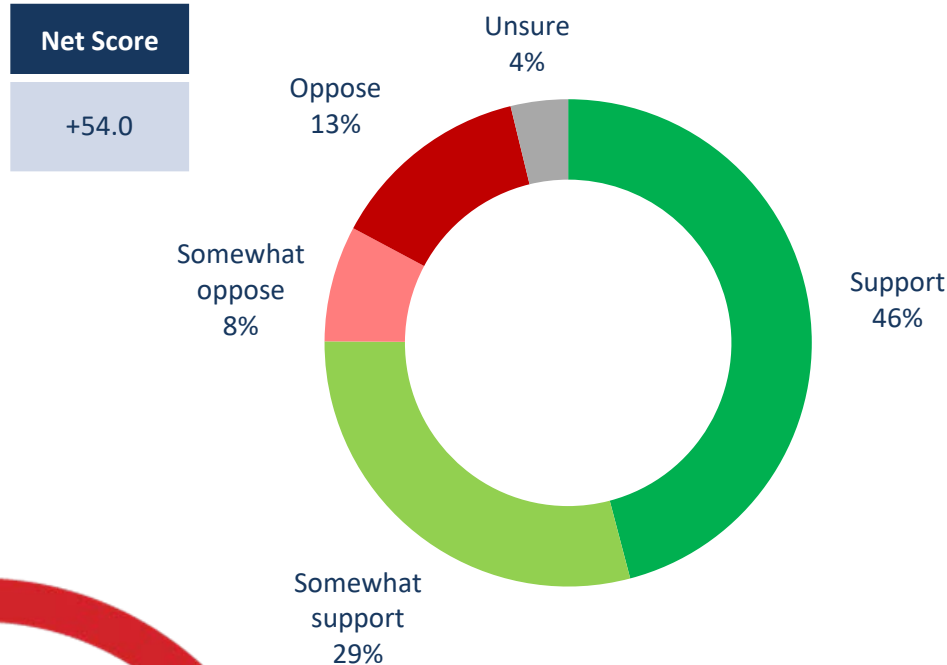
Subgroups	Positive/ Somewhat positive
Ontario North (n=200)	57.8%
Ontario East (n=200)	64.4%
Greater Toronto Area (n=200)	60.6%
City of Toronto (n=200)	72.3%
Ontario South (n=200)	63.2%
Male (n=500)	65.5%
Female (n=500)	63%
18 to 29 (n=169)	65.7%
30 to 39 (n=180)	61.3%
40 to 49 (n=185)	61.2%
50 to 59 (n=192)	62.8%
60 plus (n=274)	68.8%

QUESTION – Would you support, somewhat support, somewhat oppose or oppose the following? [RANDOMIZE]

A separate dedicated retail space within a LCBO store for marijuana.

Buying marijuana at the pharmacy

Source: Nanos Research, Ontario RDD dual frame hybrid telephone and online random survey, August 3rd to August 7th, 2016, n=1000, accurate 3.1 percentage points plus or minus, 19 times out of 20.



***Note: Charts may not add up to 100 due to rounding**

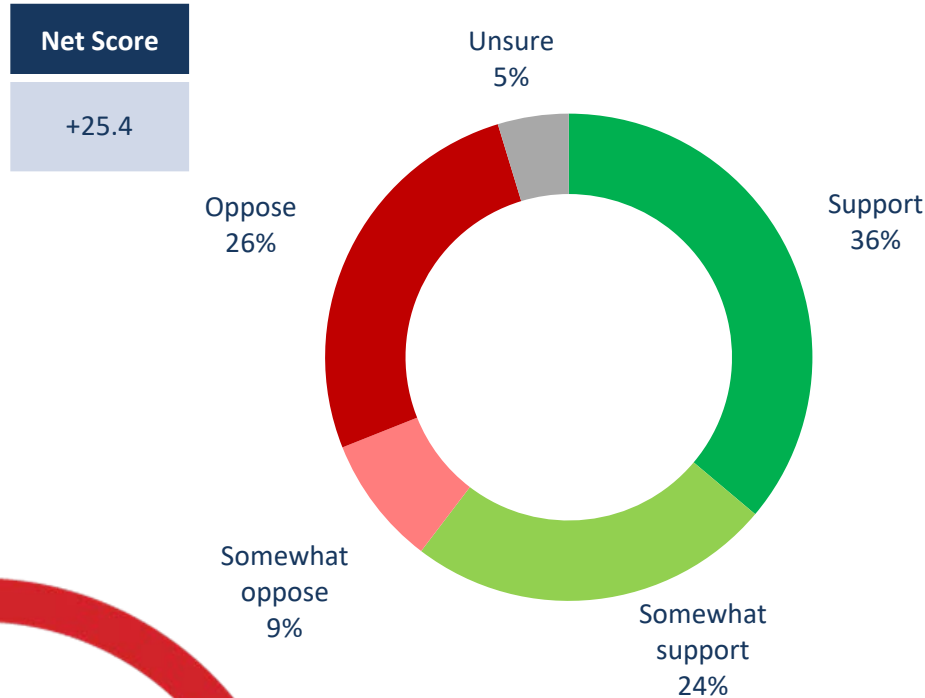
Subgroups	Positive/ Somewhat positive
Ontario North (n=200)	75.3%
Ontario East (n=200)	72.1%
Greater Toronto Area (n=200)	72.7%
City of Toronto (n=200)	77.5%
Ontario South (n=200)	76.9%
Male (n=500)	75.8%
Female (n=500)	74.3%
18 to 29 (n=169)	80.6%
30 to 39 (n=180)	73.9%
40 to 49 (n=185)	72.9%
50 to 59 (n=192)	71.7%
60 plus (n=274)	75.5%

QUESTION – Would you support, somewhat support, somewhat oppose or oppose the following? [RANDOMIZE]

Allowing people to pick up their medical prescriptions and to buy marijuana at the same time at a pharmacy.

Creating a marijuana control board of Ontario

Source: Nanos Research, Ontario RDD dual frame hybrid telephone and online random survey, August 3rd to August 7th, 2016, n=1000, accurate 3.1 percentage points plus or minus, 19 times out of 20.



***Note: Charts may not add up to 100 due to rounding**

Subgroups	Positive/ Somewhat positive
Ontario North (n=200)	64.8%
Ontario East (n=200)	57.3%
Greater Toronto Area (n=200)	56.4%
City of Toronto (n=200)	65.5%
Ontario South (n=200)	61.1%
Male (n=500)	56.2%
Female (n=500)	64.4%
18 to 29 (n=500)	62.1%
30 to 39 (n=500)	53.8%
40 to 49 (n=500)	61.0%
50 to 59 (n=500)	59.1%
60 plus (n=500)	63.8%

QUESTION – Would you support, somewhat support, somewhat oppose or oppose the following? [RANDOMIZE]

The creation of a marijuana control board of Ontario to regulate and sell marijuana.

Reason for opinion

Source: Nanos Research, Ontario RDD dual frame hybrid telephone and online random survey, August 3rd to 7th, 2016, n=998, accurate 3.1 percentage points plus or minus, 19 times out of 20.

	Support (n=362)	Somewhat support (n=242)	Somewhat oppose (n=86)	Oppose (n=262)	Unsure (n=46)*	Total (n=998)
Need to control and regulate selling, price, quality, safety, ID checks, staff training and use of this drug	54.4%	48.3%	7.0%	0.0%	2.2%	32.2%
Government should not be involved/unnecessary bureaucracy, over control and corruption/incompetent	0.0%	7.9%	41.9%	41.6%	13.0%	17.0%
Cost too high/wasting money/another form of taxation/greed	0.0%	4.5%	17.4%	23.7%	19.6%	9.7%
Should use same model developed by LCBO to control/a good idea/would work well	11.3%	9.1%	1.2%	0.0%	19.6%	7.3%
Just expand mandate of LCBO/they would do a better job/why reinvent wheel	0.0%	7.0%	15.1%	8.0%	0.0%	5.1%
Oppose legalization of marijuana/support only for medical use	2.5%	1.2%	3.5%	13.4%	0.0%	5.0%
Should be separate place/not the same as alcohol/keep producers and industry small/conflict of interest	6.6%	2.5%	1.2%	0.0%	0.0%	3.1%
Allow smooth transition of marijuana/someone has to do it/makes sense	4.1%	0.8%	0.0%	0.0%	0.0%	1.7%
Responsibility should be federal not provincial/government control not enough	0.6%	3.3%	1.2%	0.0%	0.0%	1.1%
Other	6.6%	3.7%	2.3%	2.3%	4.3%	4.3%
Unsure/No answer	13.8%	11.6%	9.3%	11.1%	41.3%	13.4%

QUESTION – Why do you have that opinion about the creation of a marijuana control board of Ontario to regulate and sell marijuana? [Open-ended]

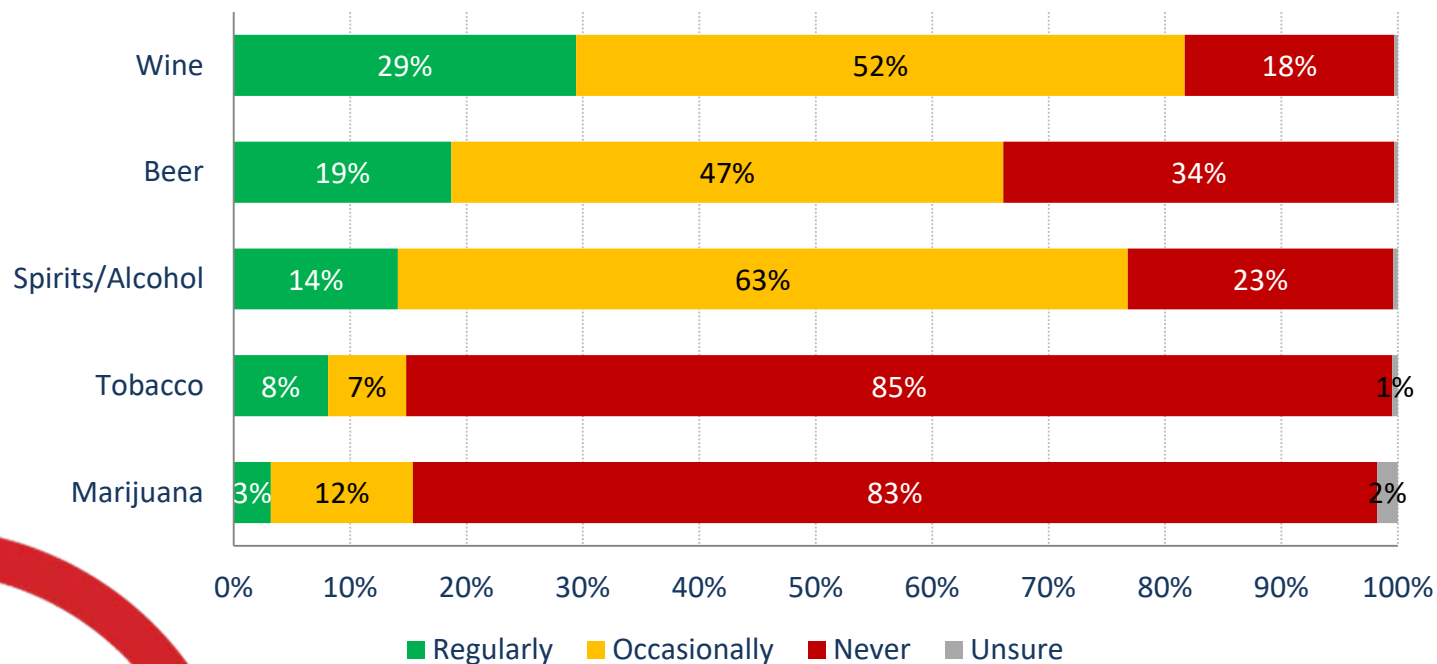
*Shaded due to small sample size

Consumption behaviours among Ontarians



Consuming certain products

Source: Nanos Research, Ontario RDD dual frame hybrid telephone and online random survey, August 3rd to August 7th, 2016, n=1000, accurate 3.1 percentage points plus or minus, 19 times out of 20.

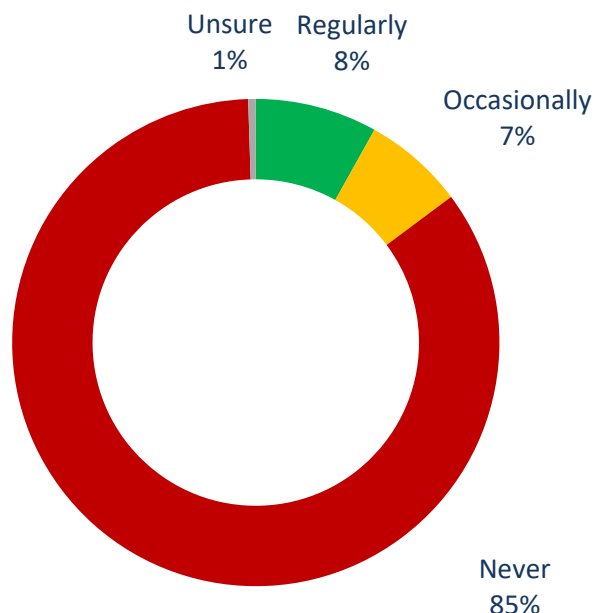


*Note: Charts may not add up to 100 due to rounding

QUESTION – Do you regularly, occasionally or never consume any of the following?
[RANDOMIZE]

Consuming tobacco

Source: Nanos Research, Ontario RDD dual frame hybrid telephone and online random survey, August 3rd to August 7th, 2016, n=1000, accurate 3.1 percentage points plus or minus, 19 times out of 20.



***Note: Charts may not add up to 100 due to rounding**

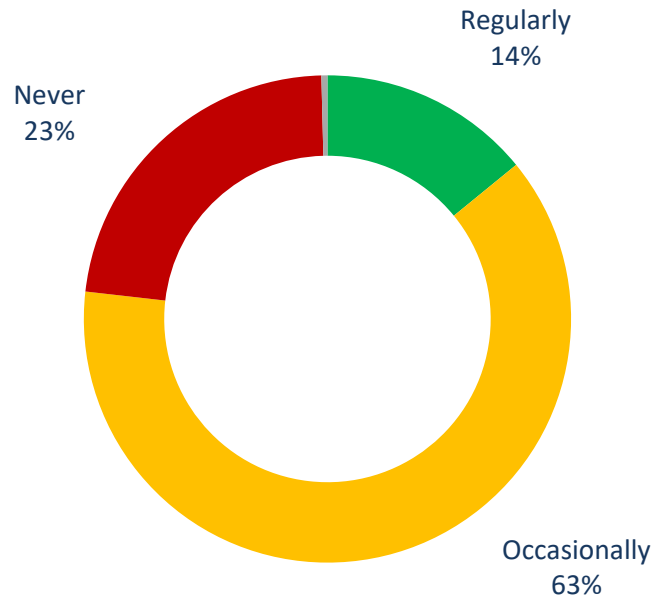
Subgroups	Regularly
Ontario North (n=200)	6.6%
Ontario East (n=200)	10.6%
Greater Toronto Area (n=200)	6.2%
City of Toronto (n=200)	9.3%
Ontario South (n=200)	7.9%
Male (n=500)	8.7%
Female (n=500)	7.5%
18 to 29 (n=169)	4.7%
30 to 39 (n=180)	9.5%
40 to 49 (n=185)	11.4%
50 to 59 (n=192)	11.2%
60 plus (n=274)	4.6%

QUESTION – Do you regularly, occasionally or never consume any of the following?
[RANDOMIZE]

Tobacco.

Consuming spirits or alcohol

Source: Nanos Research, Ontario RDD dual frame hybrid telephone and online random survey, August 3rd to August 7th, 2016, n=1000, accurate 3.1 percentage points plus or minus, 19 times out of 20.



***Note: Charts may not add up to 100 due to rounding**

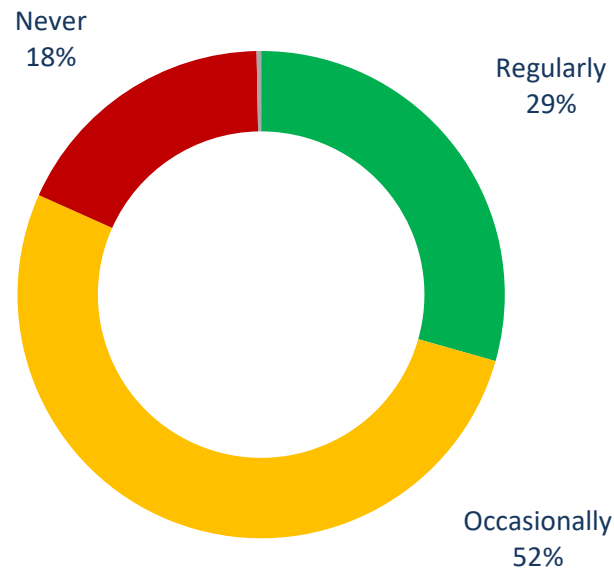
Subgroups	Regularly
Ontario North (n=200)	21.6%
Ontario East (n=200)	13.0%
Greater Toronto Area (n=200)	13.6%
City of Toronto (n=200)	12.1%
Ontario South (n=200)	15.0%
Male (n=500)	19.3%
Female (n=500)	8.9%
18 to 29 (n=169)	15.5%
30 to 39 (n=180)	13.7%
40 to 49 (n=185)	10.6%
50 to 59 (n=192)	17.2%
60 plus (n=274)	14.1%

QUESTION – Do you regularly, occasionally or never consume any of the following?
[RANDOMIZE]

Spirits/alcohol.

Consuming wine

Source: Nanos Research, Ontario RDD dual frame hybrid telephone and online random survey, August 3rd to August 7th, 2016, n=1000, accurate 3.1 percentage points plus or minus, 19 times out of 20.



***Note: Charts may not add up to 100 due to rounding**

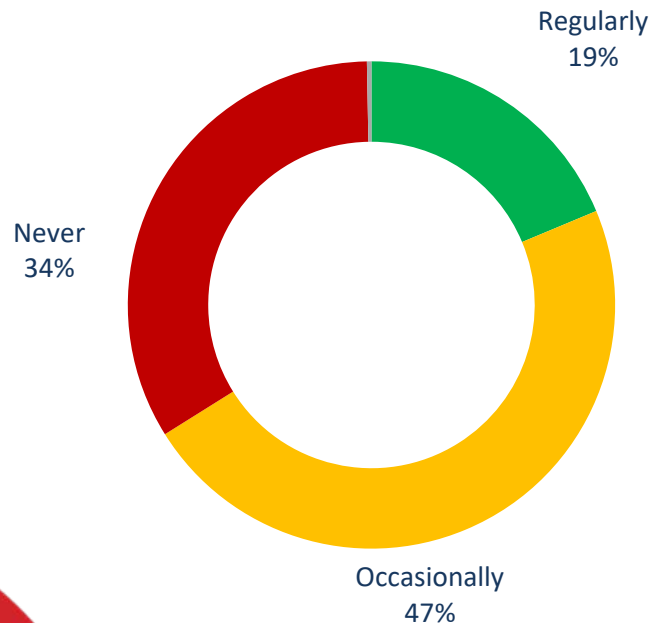
Subgroups	Regularly
Ontario North (n=200)	31.1%
Ontario East (n=200)	31.0%
Greater Toronto Area (n=200)	24.8%
City of Toronto (n=200)	37.3%
Ontario South (n=200)	27.1%
Male (n=500)	30.8%
Female (n=500)	28.0%
18 to 29 (n=169)	25.3%
30 to 39 (n=180)	24.3%
40 to 49 (n=185)	32.1%
50 to 59 (n=192)	29.2%
60 plus (n=274)	34.4%

QUESTION – Do you regularly, occasionally or never consume any of the following?
[RANDOMIZE]

Wine.

Consuming beer

Source: Nanos Research, Ontario RDD dual frame hybrid telephone and online random survey, August 3rd to August 7th, 2016, n=1000, accurate 3.1 percentage points plus or minus, 19 times out of 20.



***Note: Charts may not add up to 100 due to rounding**

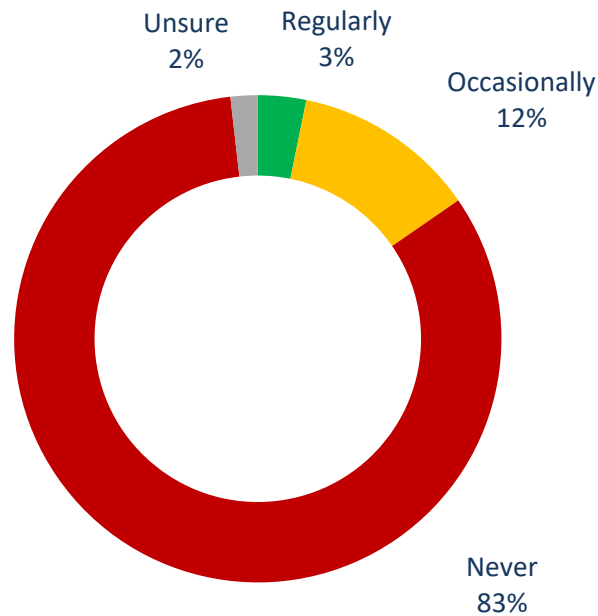
QUESTION – Do you regularly, occasionally or never consume any of the following?
[RANDOMIZE]

Beer.

Subgroups	Regularly
Ontario North (n=200)	22.1%
Ontario East (n=200)	16.1%
Greater Toronto Area (n=200)	18.1%
City of Toronto (n=200)	19.1%
Ontario South (n=200)	19.7%
Male (n=500)	28.5%
Female (n=500)	9.0%
18 to 29 (n=169)	24.8%
30 to 39 (n=180)	19.3%
40 to 49 (n=185)	14.9%
50 to 59 (n=192)	22.2%
60 plus (n=274)	14.1%

Consuming marijuana

Source: Nanos Research, Ontario RDD dual frame hybrid telephone and online random survey, August 3rd to August 7th, 2016, n=1000, accurate 3.1 percentage points plus or minus, 19 times out of 20.



***Note: Charts may not add up to 100 due to rounding**

Subgroups	Regularly
Ontario North (n=200)	2.5%
Ontario East (n=200)	5.3%
Greater Toronto Area (n=200)	1.5%
City of Toronto (n=200)	2.5%
Ontario South (n=200)	4.1%
Male (n=500)	4.0%
Female (n=500)	2.3%
18 to 29 (n=169)	6.2%
30 to 39 (n=180)	3.9%
40 to 49 (n=185)	3.9%
50 to 59 (n=192)	1.7%
60 plus (n=274)	0.5%

QUESTION – Do you regularly, occasionally or never consume any of the following?
[RANDOMIZE]

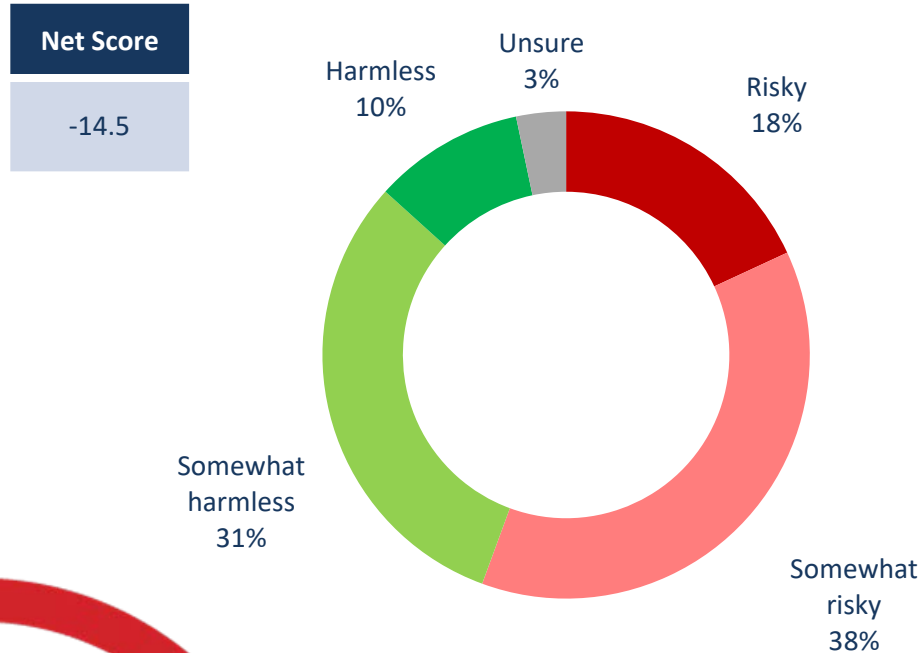
Marijuana.

Potential impact of marijuana use



Risk of marijuana use for adults

Source: Nanos Research, Ontario RDD dual frame hybrid telephone and online random survey, August 3rd to August 7th, 2016, n=1000, accurate 3.1 percentage points plus or minus, 19 times out of 20.



***Note: Charts may not add up to 100 due to rounding**

Subgroups	Harmless/ Somewhat harmless
Ontario North (n=200)	44.3%
Ontario East (n=200)	40.2%
Greater Toronto Area (n=200)	37.6%
City of Toronto (n=200)	48.1%
Ontario South (n=200)	39.5%
Male (n=500)	44.5%
Female (n=500)	37.7%
18 to 29 (n=169)	55.2%
30 to 39 (n=180)	37.7%
40 to 49 (n=185)	41.5%
50 to 59 (n=192)	38.6%
60 plus (n=274)	33.2%

QUESTION – Would you describe marijuana use for adults as risky, somewhat risky, somewhat harmless or harmless?

Biggest risks for marijuana users

Source: Nanos Research, Ontario RDD dual frame hybrid telephone and online random survey, August 3rd to 7th, 2016, n=1000, accurate 3.1 percentage points plus or minus, 19 times out of 20.

	Frequency (n=1000)
Impaired driving and judgement/Careless/criminal risk	27.0%
Long term physical and cognitive damage (brain damage, lung damage, cancer)/inhaling smoke	17.9%
Dependency/addiction/overuse and abuse	17.1%
Loss of motivation, reality and control/change of behaviour/long term psychological effects	9.6%
Purity of the product/mixing with other substances/uncertainty with reaction/lack of knowledge	4.9%
Weight gain/munchies/other negative side effects/expensive	3.5%
Moving on to harder drugs/gateway drug	3.3%
Similar risks to drinking or smoking	2.5%
There are no risks/don't care/it's their choice	1.4%
Other	3.5%
Unsure/No answer	9.3%

QUESTION – What are the biggest RISKS to someone who uses marijuana? [Open-ended]

Biggest benefits for marijuana users

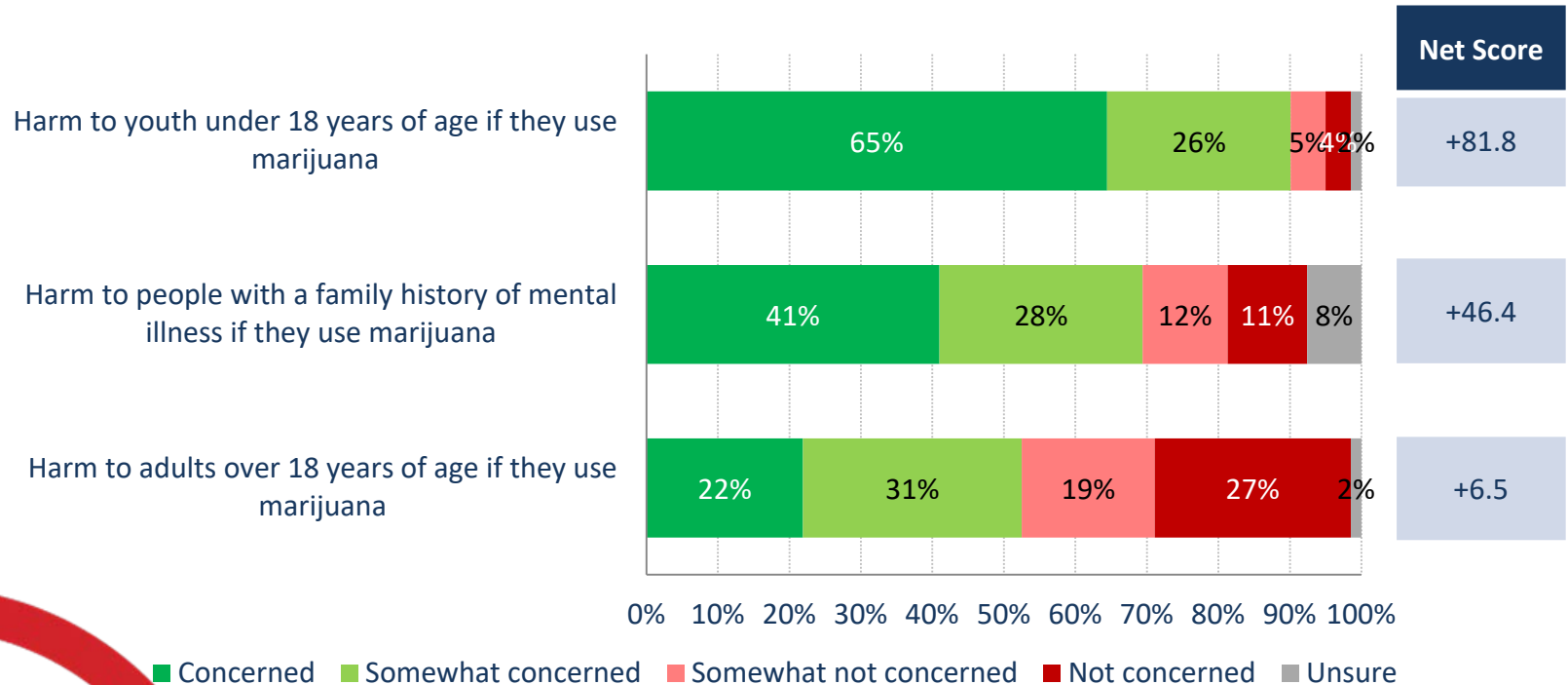
Source: Nanos Research, Ontario RDD dual frame hybrid telephone and online random survey, August 3rd to 7th, 2016, n=1000, accurate 3.1 percentage points plus or minus, 19 times out of 20.

	Frequency (n=1000)
Medical and pain relief/Increases appetite	51.1%
Stress and anxiety relief/Relaxation/Therapeutic/Recreational	15.2%
None/Against marijuana	8.5%
Better quality of life/enjoyable/social/getting high/escape reality	5.7%
Less harmful than alcohol/Not violent/Not addictive	2.7%
Save police time/keep people out of jail/freedom of choice/alternative to illegal drugs	1.1%
Other	2.8%
Unsure	13.0%

QUESTION – What are the biggest BENEFITS to someone who uses marijuana use?
[Open-ended]

Concern of harm for marijuana

Source: Nanos Research, Ontario RDD dual frame hybrid telephone and online random survey, August 3rd to August 7th, 2016, n=1000, accurate 3.1 percentage points plus or minus, 19 times out of 20.

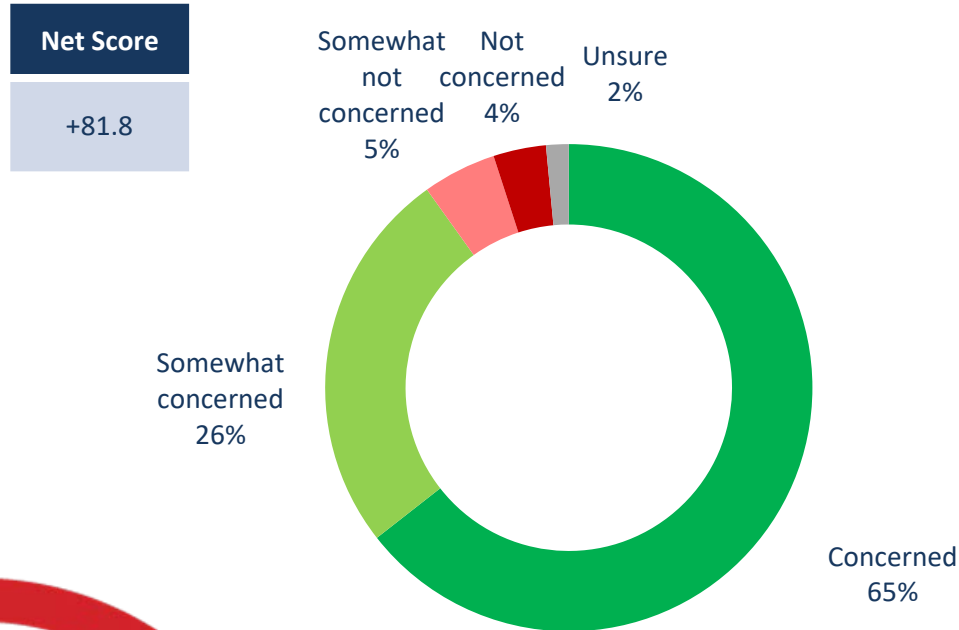


***Note:** Charts may not add up to 100 due to rounding

QUESTION – For each of the following, are you are concerned, somewhat concerned, somewhat not concerned or not concerned? [ROTATE]

Concern of marijuana harm to youth under 18

Source: Nanos Research, Ontario RDD dual frame hybrid telephone and online random survey, August 3rd to August 7th, 2016, n=1000, accurate 3.1 percentage points plus or minus, 19 times out of 20.



***Note: Charts may not add up to 100 due to rounding**

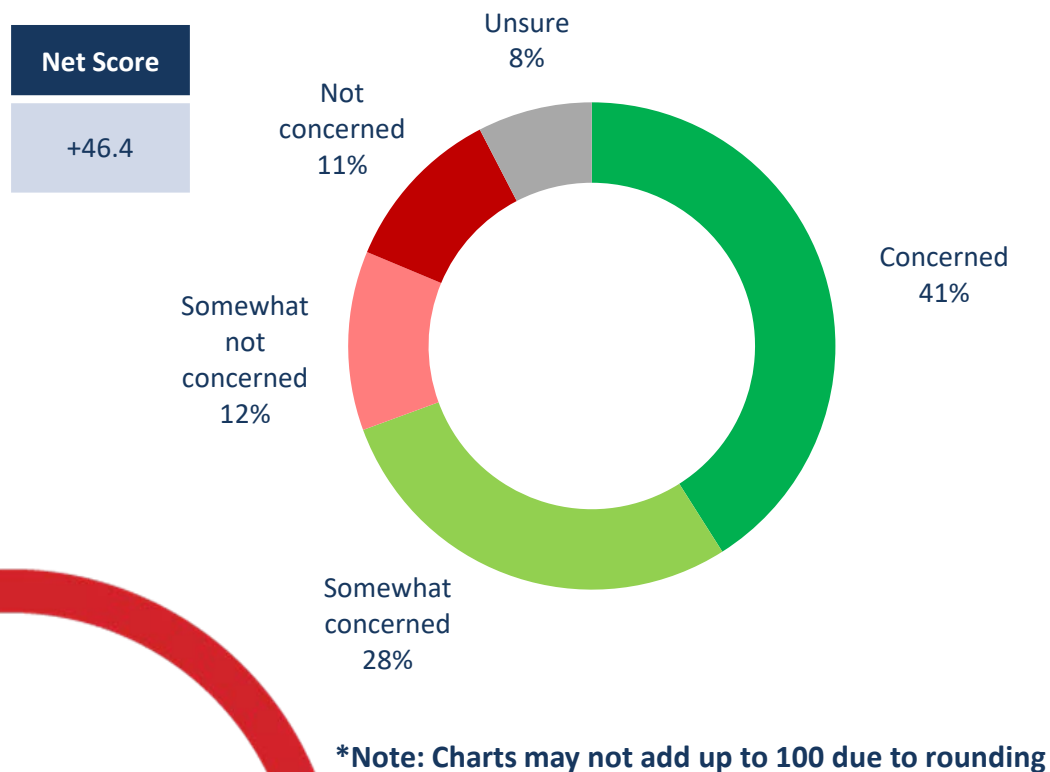
Subgroups	Concerned/ Somewhat concerned
Ontario North (n=200)	89.5%
Ontario East (n=200)	88.2%
Greater Toronto Area (n=200)	91.6%
City of Toronto (n=200)	90.1%
Ontario South (n=200)	90.1%
Male (n=500)	88.0%
Female (n=500)	92.4%
18 to 29 (n=169)	85.4%
30 to 39 (n=180)	89.2%
40 to 49 (n=185)	93.3%
50 to 59 (n=192)	88.1%
60 plus (n=274)	93.6%

QUESTION – For each of the following, are you are concerned, somewhat concerned, somewhat not concerned or not concerned? [ROTATE]

Harm to youth under 18 years of age if they use marijuana.

Concern of marijuana harm to people with family history of mental illness

Source: Nanos Research, Ontario RDD dual frame hybrid telephone and online random survey, August 3rd to August 7th, 2016, n=1000, accurate 3.1 percentage points plus or minus, 19 times out of 20.



Subgroups	Concerned/ Somewhat concerned
Ontario North (n=200)	65.5%
Ontario East (n=200)	73.1%
Greater Toronto Area (n=200)	72.4%
City of Toronto (n=200)	62.6%
Ontario South (n=200)	70.3%
Male (n=500)	66.3%
Female (n=500)	72.6%
18 to 29 (n=169)	65.9%
30 to 39 (n=180)	66.6%
40 to 49 (n=185)	68.9%
50 to 59 (n=192)	70.4%
60 plus (n=274)	74.4%

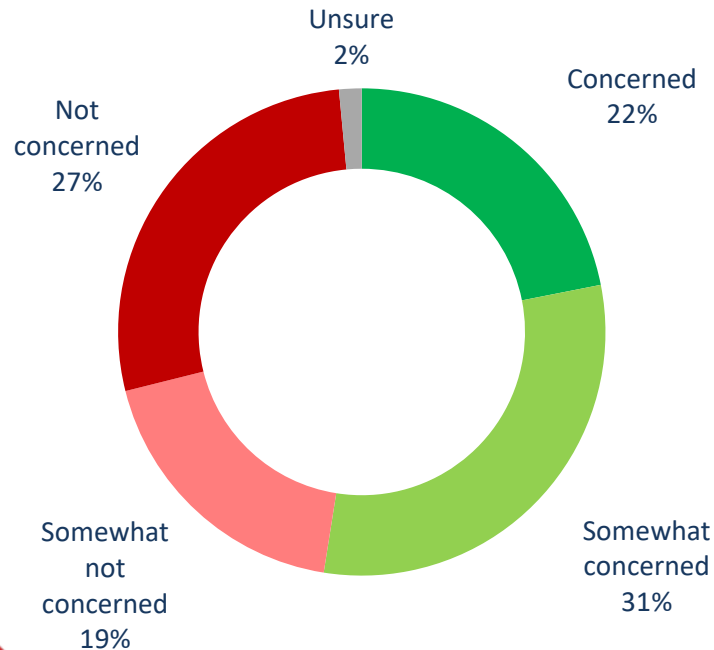
QUESTION – For each of the following, are you are concerned, somewhat concerned, somewhat not concerned or not concerned? [ROTATE]

Harm to people with a family history of mental illness if they use marijuana.

Concern of marijuana harm to adults over 18

Source: Nanos Research, Ontario RDD dual frame hybrid telephone and online random survey, August 3rd to August 7th, 2016, n=1000, accurate 3.1 percentage points plus or minus, 19 times out of 20.

Net Score
+6.5




***Note: Charts may not add up to 100 due to rounding**

Subgroups	Concerned/ Somewhat concerned
Ontario North (n=200)	46.9%
Ontario East (n=200)	50.9%
Greater Toronto Area (n=200)	59.2%
City of Toronto (n=200)	48.3%
Ontario South (n=200)	51.4%
Male (n=500)	51.3%
Female (n=500)	53.7%
18 to 29 (n=169)	42.3%
30 to 39 (n=180)	57.1%
40 to 49 (n=185)	49.7%
50 to 59 (n=192)	54.1%
60 plus (n=274)	59.0%

QUESTION – For each of the following, are you are concerned, somewhat concerned, somewhat not concerned or not concerned? [ROTATE]

Harm to adults over 18 years of age if they use marijuana.



Methodology

Methodology

Nanos conducted an RDD dual frame (land- and cell-lines) of 1,000 residents of Ontario, 18 years of age or older, between August 3rd and 7th, 2016. Participants were randomly recruited by telephone using live agents and administered a survey online. The results were statistically checked and weighted by age and gender using the latest Census information and the sample is geographically stratified to be representative of Ontario.

Oversamples were conducted in regions with smaller populations. The final tabulations were weighted to the true population proportion each region represented in Ontario in order to ensure the results accurately reflect the views of Ontarians. Please see page 55 of the report for the detailed sampling plan for this research.

Individuals were randomly called using random digit dialling with a maximum of five call backs.

The margin of error for a random survey of 1,000 Ontarians is ± 3.1 percentage points, 19 times out of 20.

The research was commissioned by Ontario Public Service Employees Union.

Note: Charts may not add up to 100 due to rounding.

Sampling Plan

For this survey, 1,000 interviews were conducted in the following Ontario regions:

Ontario North (ONN)

All of Northwest

Ontario including:

- Manitoulin Island
- Northeastern Manitoulin and the Islands
- Killarney
- Greater Sudbury
- North Bay
- Nipissing District

Ontario East (ONE)

- Algonquin Park
- Renfrew
- Hastings
- Prince Edward
- Haliburton
- Peterborough
- Northumberland Counties
- The cities and counties to the east

Ontario South (ONS)

- Parry Sound District
- Simcoe County
- Grey County
- Bruce County
- Dufferin County
- Wellington County
- City of Hamilton
- The Region of Niagara
- The remainder of Southwestern Ontario

The Greater Toronto Area (GTA)

- Halton Region (including the City of Burlington)
- Peel Region
- York Region
- Durham Region

City of Toronto

Region	Unweighted n-value	Margin of error
Ontario North (ONN)	200	±7.0
Ontario East (ONE)	200	±7.0
Ontario South (ONS)	200	±7.0
Greater Toronto Area (GTA)	200	±7.0
City of Toronto	200	±7.0
Total	1,000	±3.1

About Nanos

Nanos is one of North America's most trusted research and strategy organizations. Our team of professionals is regularly called upon by senior executives to deliver superior intelligence and market advantage whether it be helping to chart a path forward, managing a reputation or brand risk or understanding the trends that drive success. Services range from traditional telephone surveys, through to elite in-depth interviews, online research and focus groups. Nanos clients range from Fortune 500 companies through to leading advocacy groups interested in understanding and shaping the public landscape. Whether it is understanding your brand or reputation, customer needs and satisfaction, engaging employees or testing new ads or products, Nanos provides insight you can trust.



View our brochure

Nik Nanos FMRIA

Chairman, Nanos Research Group
Ottawa (613) 234-4666 ext. 237
Washington DC (202) 697-9924
nnanos@nanosresearch.com

Richard Jenkins

Vice President, Nanos Research
Ottawa (613) 234-4666 ext. 230
rjenkins@nanosresearch.com

Technical Note

Element	Description	Element	Description
Organization who commissioned the research	Ontario Public Service Employees Union	Weighting of Data	The results were weighted by age and gender using the latest Census information (2014) and the sample is geographically stratified to ensure a distribution across all regions of Ontario. See tables for full weighting disclosure
Final Sample Size	1,000 Randomly selected individuals.	Screening	Screening ensured potential respondents did not work in the market research industry, in the advertising industry, in the media or a political party prior to administering the survey to ensure the integrity of the data.
Margin of Error	±3.1 percentage points, 19 times out of 20.	Excluded Demographics	Individuals younger than 18 years old; individuals without land or cell lines could not participate.
Mode of Survey	RDD dual frame (land- and cell-lines) random telephone survey	Stratification	By age and gender using the latest Census information (2014) and the sample is geographically stratified to be representative of Ontario.
Sampling Method Base	The sample included both land- and cell-lines RDD (Random Digit Dialed) across Ontario.	Estimated Response Rate	Seventeen percent, consistent with industry norms.
Demographics (Captured)	Ontario North, Ontario East, Ontario South, Greater Toronto Area, City of Toronto; Men and Women; 18 years and older. Six digit postal code was used to validate geography.	Question Order	Question order in the preceding report reflects the order in which they appeared in the original questionnaire.
Fieldwork/Validation	Live interviews with live supervision to validate work as per the MRIA Code of Conduct	Question Content	All questions asked are contained in the report.
Number of Calls	Maximum of five call backs.	Question Wording	The questions in the preceding report are written exactly as they were asked to individuals.
Time of Calls	Individuals were called between 12-5:30 pm and 6:30-9:30pm local time for the respondent.	Survey Company	Nanos Research
Field Dates	August 3 rd to 7 th , 2016.	Contact	Contact Nanos Research for more information or with any concerns or questions. http://www.nanosresearch.com Telephone:(613) 234-4666 ext. Email: info@nanosresearch.com.
Language of Survey	The survey was conducted in English.		



Tabulations



2016-885 – OPSEU – Regulation of Marijuana – STAT SHEET

			Region						Gender		Age				
			Ontario 2016-08	Eastern Ontario	GTA	Toronto	South/Central Ontario	Northern Ontario	Male	Female	18 to 29	30 to 39	40 to 49	50 to 59	60 plus
Question - As you may know, the federal government has announced plans to legalize the sale of marijuana in Canada. Do you support, somewhat support, somewhat oppose or oppose this policy?	Total	Unwgt N	1000	200	200	200	200	200	500	500	169	180	185	192	274
		Wgt N	1000	158	268	203	313	58	499	501	197	177	214	174	236
	Support	%	42.7	42.4	38.8	49.2	41.9	44.0	44.2	41.3	46.2	36.9	39.9	48.7	42.4
	Somewhat support	%	28.7	25.8	27.8	32.7	28.1	30.1	30.9	26.5	26.7	30.0	30.6	27.3	28.6
	Somewhat oppose	%	8.3	6.7	11.3	7.1	7.3	8.3	7.8	8.7	5.3	6.1	10.3	7.3	11.2
	Oppose	%	18.0	24.1	19.3	9.7	19.5	15.7	15.6	20.4	17.9	25.7	16.3	16.5	14.8
	Unsure	%	2.4	1.0	2.9	1.4	3.3	1.9	1.5	3.2	3.9	1.3	2.8	.3	3.1

Nanos conducted an RDD dual frame (land- and cell- lines) hybrid telephone and online survey of 1,000 Ontario residents, 18 years of age or older, between August 3rd and 7th, 2016. The margin of error for a random survey of 1,000 Ontarians is ± 3.1 percentage points, 19 times out of 20.

www.nanosresearch.com



2016-885 – OPSEU – Regulation of Marijuana – STAT SHEET

			Region						Gender			Age				
			Ontario 2016-08	Eastern Ontario	GTA	Toronto	South/Central Ontario	Northern Ontario	Male	Female	18 to 29	30 to 39	40 to 49	50 to 59	60 plus	
Question - Some say the best way to reduce social harm from marijuana use is through “legalization with strict regulation.” Would you support, somewhat support, somewhat oppose or oppose the legalization and strict regulation and control of marijuana?	Total	Unwgt N	1000	200	200	200	200	200	500	500	169	180	185	192	274	
		Wgt N	1000	158	268	203	313	58	499	501	197	177	214	174	236	
	Support	%	48.5	43.1	45.4	58.9	46.1	53.2	50.5	46.4	50.0	41.3	45.0	47.1	56.7	
	Somewhat support	%	27.4	26.7	27.9	27.5	27.1	27.4	28.3	26.4	25.1	27.8	29.8	32.4	23.0	
	Somewhat oppose	%	7.4	9.4	8.2	8.3	5.4	5.7	6.9	7.9	8.0	8.6	8.5	5.2	6.7	
	Oppose	%	15.2	18.5	17.3	4.8	18.7	13.7	13.0	17.3	14.0	21.7	15.6	15.3	10.8	
	Unsure	%	1.6	2.3	1.2	.5	2.7	.0	1.3	1.9	2.9	.7	1.1	.0	2.9	

Nanos conducted an RDD dual frame (land- and cell- lines) hybrid telephone and online survey of 1,000 Ontario residents, 18 years of age or older, between August 3rd and 7th, 2016. The margin of error for a random survey of 1,000 Ontarians is ± 3.1 percentage points, 19 times out of 20.

www.nanosresearch.com



2016-885 – OPSEU – Regulation of Marijuana – STAT SHEET

		Frequency	Percent	Valid Percent	Cumulative Percent
Question - Regardless of your personal views, what are the arguments in favour of legalization? [Open-ended]	Decriminalization/regulation/good to legalize	244	24.4	24.4	24.4
	The increased tax revenue from marijuana will reduce my taxes/fewer police resources needed	175	17.5	17.5	42.0
	Reduce crime/underground trafficking	163	16.3	16.3	58.3
	Medicinal benefits/quality and safety of marijuana	150	15.0	15.0	73.2
	Unsure/no answer	110	11.0	11.0	84.3
	Not dangerous/people do it anyway/no different than alcohol or tobacco/less harmful	94	9.4	9.4	93.7
	No benefits to legalizing/against legalization	35	3.5	3.5	97.1
	Other	29	2.9	2.9	100.0
	Total	1000	100.0	100.0	

Nanos conducted an RDD dual frame (land- and cell- lines) hybrid telephone and online survey of 1,000 Ontario residents, 18 years of age or older, between August 3rd and 7th, 2016. The margin of error for a random survey of 1,000 Ontarians is ± 3.1 percentage points, 19 times out of 20.

www.nanosresearch.com



2016-885 – OPSEU – Regulation of Marijuana – STAT SHEET

		Frequency	Percent	Valid Percent	Cumulative Percent
Question - Regardless of your personal views, what are the arguments against legalization? [Open-ended]	Gateway drug/Use by youths	189	18.9	18.9	18.9
	Unsure/no answer	151	15.1	15.1	34.0
	Makes doing drugs socially acceptable/Increases usage/use it at work	122	12.2	12.2	46.2
	Abuse/addiction/hard to control	121	12.1	12.1	58.3
	Mental health issues/health issues/unsure of long term effects	103	10.3	10.3	68.6
	no roadside test for impaired driving/impaired driving	87	8.7	8.7	77.3
	None	80	8.0	8.0	85.2
	it is a drug/should not be legalized/smell	48	4.8	4.8	90.1
	High taxes/government will make mistakes/too many regulations	45	4.5	4.5	94.5
	Other	37	3.7	3.7	98.2
	Increased crime/more legal enforcement/location of shops problematic	18	1.8	1.8	100.0
	Total	1000	100.0	100.0	

Nanos conducted an RDD dual frame (land- and cell- lines) hybrid telephone and online survey of 1,000 Ontario residents, 18 years of age or older, between August 3rd and 7th, 2016. The margin of error for a random survey of 1,000 Ontarians is ± 3.1 percentage points, 19 times out of 20.

www.nanosresearch.com



2016-885 – OPSEU – Regulation of Marijuana – STAT SHEET

			Region					Gender			Age				
			Ontario 2016-08	Eastern Ontario	GTA	Toronto	South/Central Ontario	Northern Ontario	Male	Female	18 to 29	30 to 39	40 to 49	50 to 59	60 plus
Question - Do you think legalization will increase, decrease or have no impact on marijuana use?	Total	Unwgt N	1000	200	200	200	200	200	500	500	169	180	185	192	274
		Wgt N	1000	158	268	203	313	58	499	501	197	177	214	174	236
	Increase	%	54.7	53.3	53.4	50.2	58.9	57.8	55.8	53.6	58.2	55.9	52.5	58.8	49.7
	Decrease	%	2.9	1.7	3.4	2.0	3.5	3.3	1.2	4.5	4.9	4.0	1.5	1.4	2.7
	No impact	%	31.7	31.9	32.9	35.2	28.4	30.8	35.4	27.9	31.9	31.2	36.1	29.8	29.2
	Unsure	%	10.8	13.1	10.3	12.7	9.2	8.2	7.6	13.9	5.0	8.9	9.9	10.0	18.4

Nanos conducted an RDD dual frame (land- and cell- lines) hybrid telephone and online survey of 1,000 Ontario residents, 18 years of age or older, between August 3rd and 7th, 2016. The margin of error for a random survey of 1,000 Ontarians is ± 3.1 percentage points, 19 times out of 20.

www.nanosresearch.com



2016-885 – OPSEU – Regulation of Marijuana – STAT SHEET

			Region						Gender		Age				
			Ontario 2016-08	Eastern Ontario	GTA	Toronto	South/Central Ontario	Northern Ontario	Male	Female	18 to 29	30 to 39	40 to 49	50 to 59	60 plus
Question - Do you support, somewhat support, somewhat oppose or oppose the following when it comes to regulating marijuana in Ontario? Requiring I.D. checks to purchase marijuana	Total	Unwgt N	1000	200	200	200	200	200	500	500	169	180	185	192	274
		Wgt N	1000	158	268	203	313	58	499	501	197	177	214	174	236
	Support	%	85.2	86.4	85.7	83.1	85.2	86.1	84.9	85.4	89.2	83.2	85.2	83.6	84.3
	Somewhat support	%	8.3	6.1	7.1	11.2	8.2	8.9	8.8	7.7	8.6	10.1	4.9	8.0	9.8
	Somewhat oppose	%	1.3	1.0	.4	1.6	1.8	2.5	1.3	1.4	1.0	.6	1.2	3.2	.8
	Oppose	%	3.3	4.0	5.0	2.6	2.1	2.0	3.9	2.7	.0	2.9	6.3	3.5	3.4
	Unsure	%	2.0	2.4	1.7	1.4	2.6	.5	1.1	2.8	1.2	3.2	2.4	1.7	1.6

Nanos conducted an RDD dual frame (land- and cell- lines) hybrid telephone and online survey of 1,000 Ontario residents, 18 years of age or older, between August 3rd and 7th, 2016. The margin of error for a random survey of 1,000 Ontarians is ± 3.1 percentage points, 19 times out of 20.

www.nanosresearch.com



2016-885 – OPSEU – Regulation of Marijuana – STAT SHEET

			Region							Gender		Age				
			Ontario 2016-08	Eastern Ontario	GTA	Toronto	South/Central Ontario	Northern Ontario	Male	Female	18 to 29	30 to 39	40 to 49	50 to 59	60 plus	
Question - Do you support, somewhat support, somewhat oppose or oppose the following when it comes to regulating marijuana in Ontario? Banning advertising related to marijuana	Total	Unwgt N	1000	200	200	200	200	200	500	500	169	180	185	192	274	
		Wgt N	1000	158	268	203	313	58	499	501	197	177	214	174	236	
	Support	%	60.5	66.9	64.0	53.9	58.3	61.7	57.4	63.6	58.8	62.8	55.8	60.3	64.6	
	Somewhat support	%	16.3	17.0	11.5	23.8	15.9	12.3	17.6	15.0	18.2	14.3	19.9	14.7	14.1	
	Somewhat oppose	%	10.1	5.7	10.4	11.0	11.0	11.8	10.5	9.7	10.2	9.6	13.0	8.7	8.7	
	Oppose	%	9.4	8.4	11.5	6.3	9.6	11.4	11.4	7.3	8.1	9.4	8.8	11.5	9.3	
	Unsure	%	3.8	2.1	2.5	5.0	5.2	2.9	3.2	4.4	4.7	3.8	2.6	4.8	3.4	

Nanos conducted an RDD dual frame (land- and cell- lines) hybrid telephone and online survey of 1,000 Ontario residents, 18 years of age or older, between August 3rd and 7th, 2016. The margin of error for a random survey of 1,000 Ontarians is ± 3.1 percentage points, 19 times out of 20.

www.nanosresearch.com



2016-885 – OPSEU – Regulation of Marijuana – STAT SHEET

			Region							Gender		Age				
			Ontario 2016-08	Eastern Ontario	GTA	Toronto	South/Central Ontario	Northern Ontario	Male	Female	18 to 29	30 to 39	40 to 49	50 to 59	60 plus	
Question - Do you support, somewhat support, somewhat oppose or oppose the following when it comes to regulating marijuana in Ontario? Limiting the number of outlets that sell marijuana	Total	Unwgt N	1000	200	200	200	200	200	500	500	169	180	185	192	274	
		Wgt N	1000	158	268	203	313	58	499	501	197	177	214	174	236	
	Support	%	54.6	51.6	54.7	54.1	55.5	59.8	49.2	60.1	52.6	54.1	52.7	56.1	57.5	
	Somewhat support	%	22.3	20.8	21.2	26.0	21.5	22.0	24.9	19.6	21.6	21.4	21.7	21.6	24.5	
	Somewhat oppose	%	8.0	8.7	8.3	7.0	8.0	7.7	10.5	5.5	7.1	8.8	8.4	9.9	6.3	
	Oppose	%	12.6	14.7	15.0	10.2	11.9	8.6	14.0	11.2	15.4	13.6	15.8	8.2	10.0	
	Unsure	%	2.5	4.2	.8	2.7	3.1	1.8	1.4	3.6	3.3	2.1	1.4	4.2	1.7	

Nanos conducted an RDD dual frame (land- and cell- lines) hybrid telephone and online survey of 1,000 Ontario residents, 18 years of age or older, between August 3rd and 7th, 2016. The margin of error for a random survey of 1,000 Ontarians is ± 3.1 percentage points, 19 times out of 20.

www.nanosresearch.com



2016-885 – OPSEU – Regulation of Marijuana – STAT SHEET

			Region						Gender		Age				
			Ontario 2016-08	Eastern Ontario	GTA	Toronto	South/Central Ontario	Northern Ontario	Male	Female	18 to 29	30 to 39	40 to 49	50 to 59	60 plus
Question - Do you support, somewhat support, somewhat oppose or oppose the following when it comes to regulating marijuana in Ontario? Controlling prices to limit consumption of marijuana	Total	Unwgt N	1000	200	200	200	200	200	500	500	169	180	185	192	274
		Wgt N	1000	158	268	203	313	58	499	501	197	177	214	174	236
	Support	%	38.4	40.4	37.3	34.6	40.2	42.3	34.6	42.2	37.9	37.8	34.3	42.5	40.1
	Somewhat support	%	22.9	21.7	27.2	30.4	15.5	20.4	24.6	21.3	24.0	18.9	24.6	20.6	25.2
	Somewhat oppose	%	13.8	9.4	11.8	17.2	14.7	18.6	15.5	12.1	14.6	11.6	15.4	15.6	12.1
	Oppose	%	19.3	22.6	17.2	12.9	25.0	12.0	20.1	18.6	16.4	23.9	22.8	16.7	17.1
	Unsure	%	5.5	5.9	6.5	4.8	4.7	6.7	5.3	5.7	7.0	7.8	2.9	4.6	5.5

Nanos conducted an RDD dual frame (land- and cell- lines) hybrid telephone and online survey of 1,000 Ontario residents, 18 years of age or older, between August 3rd and 7th, 2016. The margin of error for a random survey of 1,000 Ontarians is ± 3.1 percentage points, 19 times out of 20.

www.nanosresearch.com



2016-885 – OPSEU – Regulation of Marijuana – STAT SHEET

			Region						Gender			Age				
			Ontario 2016-08	Eastern Ontario	GTA	Toronto	South/Central Ontario	Northern Ontario	Male	Female	18 to 29	30 to 39	40 to 49	50 to 59	60 plus	
Question - Do you support, somewhat support, somewhat oppose or oppose the following when it comes to regulating marijuana in Ontario? Requiring that all marijuana be tested and labeled so people know the strength of what they are buying	Total	Unwgt N	1000	200	200	200	200	200	500	500	169	180	185	192	274	
		Wgt N	1000	158	268	203	313	58	499	501	197	177	214	174	236	
	Support	%	83.0	81.0	78.8	82.6	87.6	85.4	80.5	85.6	82.8	76.2	82.4	84.9	87.7	
	Somewhat support	%	9.9	13.7	9.2	12.3	7.0	10.7	11.7	8.2	12.7	14.5	7.5	8.9	7.1	
	Somewhat oppose	%	1.4	.4	2.4	2.2	.4	2.0	2.1	.7	.0	.9	2.7	2.7	.8	
	Oppose	%	3.0	1.5	6.1	1.6	2.6	.4	3.0	3.1	1.3	3.9	4.5	1.8	3.5	
	Unsure	%	2.6	3.4	3.5	1.3	2.4	1.5	2.7	2.4	3.2	4.4	3.0	1.7	.9	

Nanos conducted an RDD dual frame (land- and cell- lines) hybrid telephone and online survey of 1,000 Ontario residents, 18 years of age or older, between August 3rd and 7th, 2016. The margin of error for a random survey of 1,000 Ontarians is ± 3.1 percentage points, 19 times out of 20.

www.nanosresearch.com



2016-885 – OPSEU – Regulation of Marijuana – STAT SHEET

			Region							Gender			Age				
			Ontario 2016-08	Eastern Ontario	GTA	Toronto	South/Central Ontario	Northern Ontario	Male	Female	18 to 29	30 to 39	40 to 49	50 to 59	60 plus		
Question - Do you support, somewhat support, somewhat oppose or oppose the following when it comes to regulating marijuana in Ontario? Allowing individuals to legally grow marijuana for their own personal consumption	Total	Unwgt N	1000	200	200	200	200	200	500	500	169	180	185	192	274		
		Wgt N	1000	158	268	203	313	58	499	501	197	177	214	174	236		
	Support	%	33.1	36.9	30.9	33.3	33.4	31.0	33.3	32.9	37.4	35.0	33.8	32.9	27.6		
	Somewhat support	%	19.8	13.4	21.2	24.1	18.9	21.0	21.8	17.8	22.1	19.9	21.5	19.9	16.3		
	Somewhat oppose	%	11.8	15.9	13.5	11.7	8.9	9.1	13.2	10.5	11.5	8.2	9.6	9.0	19.0		
	Oppose	%	31.4	27.9	32.1	26.2	34.9	36.5	28.0	34.7	26.9	33.6	31.1	32.3	32.9		
	Unsure	%	3.9	6.0	2.4	4.7	3.9	2.4	3.7	4.1	2.1	3.3	4.0	5.8	4.2		

Nanos conducted an RDD dual frame (land- and cell- lines) hybrid telephone and online survey of 1,000 Ontario residents, 18 years of age or older, between August 3rd and 7th, 2016. The margin of error for a random survey of 1,000 Ontarians is ± 3.1 percentage points, 19 times out of 20.

www.nanosresearch.com



2016-885 – OPSEU – Regulation of Marijuana – STAT SHEET

			Region						Gender		Age				
			Ontario 2016-08	Eastern Ontario	GTA	Toronto	South/Central Ontario	Northern Ontario	Male	Female	18 to 29	30 to 39	40 to 49	50 to 59	60 plus
Question (first ranked response) - From the following list, please rank your FIRST choice place YOU ARE COMFORTABLE controlling and selling marijuana in Ontario?	Total	Unwgt N	1000	200	200	200	200	200	500	500	169	180	185	192	274
		Wgt N	1000	158	268	203	313	58	499	501	197	177	214	174	236
	LCBO (Liquor Control Board of Ontario)	%	41.1	38.7	41.0	45.7	39.9	39.8	45.7	36.6	39.2	33.7	41.0	44.2	46.2
	Pharmacies	%	32.4	30.5	35.1	29.9	33.3	29.0	27.0	37.7	29.0	33.2	34.1	28.1	36.2
	Privately owned marijuana stores	%	16.7	15.3	16.9	16.9	16.8	18.0	16.9	16.5	19.4	20.1	16.1	18.5	11.2
	Convenience stores	%	.5	.4	.5	.8	.4	.6	.8	.3	.5	1.0	.0	.8	.6
	Anywhere tobacco is sold	%	6.2	10.8	3.9	4.4	6.6	8.8	6.8	5.7	10.1	9.0	6.2	4.4	2.3
	Unsure	%	3.0	4.4	2.6	2.3	3.0	3.8	2.8	3.2	1.8	3.1	2.6	4.1	3.5

Nanos conducted an RDD dual frame (land- and cell- lines) hybrid telephone and online survey of 1,000 Ontario residents, 18 years of age or older, between August 3rd and 7th, 2016. The margin of error for a random survey of 1,000 Ontarians is ± 3.1 percentage points, 19 times out of 20.

www.nanosresearch.com



2016-885 – OPSEU – Regulation of Marijuana – STAT SHEET

			Region						Gender			Age				
			Ontario 2016-08	Eastern Ontario	GTA	Toronto	South/Central Ontario	Northern Ontario	Male	Female	18 to 29	30 to 39	40 to 49	50 to 59	60 plus	
Question (second ranked response) - From the following list, please rank your SECOND choice place YOU ARE COMFORTABLE controlling and selling marijuana in Ontario?	Total	Unwgt N	967	192	195	195	194	191	485	482	165	176	178	186	262	
		Wgt N	970	151	261	198	304	56	485	485	194	172	209	167	228	
	LCBO (Liquor Control Board of Ontario)	%	24.6	26.2	24.7	24.2	23.8	24.2	21.8	27.3	23.3	28.9	21.0	23.2	26.6	
	Pharmacies	%	31.3	30.5	32.9	35.8	27.9	29.1	31.7	31.0	29.4	35.6	26.9	34.9	31.0	
	Privately owned marijuana stores	%	22.3	24.7	19.7	22.0	23.6	22.8	26.5	18.2	23.3	15.9	32.6	17.0	20.8	
	Grocery stores	%	1.2	.4	.4	1.4	1.9	1.4	1.8	.6	2.1	.2	.7	2.3	.7	
	Convenience stores	%	1.2	1.6	.9	1.6	.5	3.0	1.8	.6	1.5	1.2	1.0	2.1	.4	
	Anywhere tobacco is sold	%	6.5	5.4	6.8	2.9	8.7	8.3	4.9	8.1	10.0	3.6	6.3	5.3	6.7	
	Unsure	%	13.0	11.2	14.6	11.9	13.5	11.1	11.7	14.3	10.3	14.6	11.5	15.3	13.7	

Nanos conducted an RDD dual frame (land- and cell- lines) hybrid telephone and online survey of 1,000 Ontario residents, 18 years of age or older, between August 3rd and 7th, 2016. The margin of error for a random survey of 1,000 Ontarians is ± 3.1 percentage points, 19 times out of 20.

www.nanosresearch.com



2016-885 – OPSEU – Regulation of Marijuana – STAT SHEET

Question - Why was _____ your first choice in terms of you BEING COMFORTABLE for it to control and sell marijuana? [Open-ended] * Question (first ranked response) - From the following list, please rank your FIRST choice place YOU ARE COMFORTABLE controlling and selling marijuana in Ontario? Crosstabulation

		Question (first ranked response) - From the following list, please rank your FIRST choice place YOU ARE COMFORTABLE controlling and selling marijuana in Ontario?						Total
		LCBO (Liquor Control Board of Ontario)	Pharmacies	Privately owned marijuana stores	Convenience stores	Anywhere tobacco is sold	Unsure	
Procedures in place/experience with controlled substances	Count	256	51	7		14	1	330
		62.0%	15.7%	4.2%		22.2%	3.4%	32.9%
Dealing with professionals/knowledge/trust them/feels safer	Count	2	94	32		3	0	131
		0.5%	28.9%	19.2%		4.8%	0.0%	13.1%
Highly controlled environment	Count	54	49	15		4	0	122
		13.1%	15.1%	9.0%		6.3%	0.0%	12.2%
Marijuana is a drug /monitor interaction	Count	2	81	2		0	0	85
		0.5%	24.9%	1.2%		0.0%	0.0%	8.5%
Avoid public places/impulse buying	Count	0	1	24		1	0	26
		0.0%	0.3%	14.4%		1.6%	0.0%	2.6%
Don't agree with sale/only for medicinal purposes	Count	7	14	2		1	19	43
		1.7%	4.3%	1.2%		1.6%	65.5%	4.3%
Marijuana and alcohol are similar/marijuana and tobacco are similar	Count	31	0	0		16	0	47
		7.5%	0.0%	0.0%		25.4%	0.0%	4.7%
Not the government/good opportunity for private business	Count	0	2	54		4	3	63
		0.0%	0.6%	32.3%		6.3%	10.3%	6.3%
Government involvement/helps generate income/it's regulated	Count	36	14	8		3	0	61
		8.7%	4.3%	4.8%		4.8%	0.0%	6.1%
Other	Count	10	3	14		12	2	44

Nanos conducted an RDD dual frame (land- and cell- lines) hybrid telephone and online survey of 1,000 Ontario residents, 18 years of age or older, between August 3rd and 7th, 2016. The margin of error for a random survey of 1,000 Ontarians is ±3.1 percentage points, 19 times out of 20.

www.nanosresearch.com



2016-885 – OPSEU – Regulation of Marijuana – STAT SHEET

Question - Why was _____ your first choice in terms of you BEING COMFORTABLE for it to control and sell marijuana? [Open-ended] * Question (first ranked response) - From the following list, please rank your FIRST choice place YOU ARE COMFORTABLE controlling and selling marijuana in Ontario? Crosstabulation

		Question (first ranked response) - From the following list, please rank your FIRST choice place YOU ARE COMFORTABLE controlling and selling marijuana in Ontario?						Total
		LCBO (Liquor Control Board of Ontario)	Pharmacies	Privately owned marijuana stores	Convenience stores	Anywhere tobacco is sold	Unsure	
		2.4%	0.9%	8.4%		19.0%	6.9%	4.4%
Unsure/no answer	Count	15	16	9		5	4	50
		3.6%	4.9%	5.4%		7.9%	13.8%	5.0%
Total	Count	413	325	167	5	63	29	1002
		100.0%	100.0%	100.0%	100.0%	100.0%	100.0%	100.0%

*Shaded due to small sample size.



2016-885 – OPSEU – Regulation of Marijuana – STAT SHEET

			Region					Gender		Age					
			Ontario 2016-08	Eastern Ontario	GTA	Toronto	South/Central Ontario	Northern Ontario	Male	Female	18 to 29	30 to 39	40 to 49	50 to 59	60 plus
Question (first ranked response) - From the following list, please rank your FIRST choice place YOU ARE NOT COMFORTABLE controlling and selling marijuana in Ontario?	Total	Unwgt N	1000	200	200	200	200	200	500	500	169	180	185	192	274
		Wgt N	1000	158	268	203	313	58	499	501	197	177	214	174	236
	LCBO (Liquor Control Board of Ontario)	%	6.9	6.4	8.3	6.3	6.7	6.1	8.6	5.3	8.5	8.4	5.8	7.7	4.9
	Pharmacies	%	2.4	5.1	2.4	2.6	1.2	1.6	2.6	2.2	2.8	2.7	3.9	2.3	.6
	Privately owned marijuana stores	%	10.5	12.3	6.9	7.9	13.6	15.7	11.5	9.6	9.7	9.8	9.9	13.2	10.5
	Grocery stores	%	18.3	15.5	18.4	16.8	20.9	16.7	15.0	21.5	24.0	20.8	14.5	14.0	18.3
	Convenience stores	%	48.4	43.4	49.2	53.5	48.2	42.1	47.2	49.7	43.9	45.2	49.1	48.7	53.8
	Anywhere tobacco is sold	%	10.3	11.4	13.3	10.4	6.9	11.6	11.2	9.4	6.8	9.3	14.1	11.3	9.8
	Unsure	%	3.1	5.8	1.6	2.6	2.7	6.1	3.9	2.2	4.3	3.8	2.6	2.8	2.1

Nanos conducted an RDD dual frame (land- and cell- lines) hybrid telephone and online survey of 1,000 Ontario residents, 18 years of age or older, between August 3rd and 7th, 2016. The margin of error for a random survey of 1,000 Ontarians is ± 3.1 percentage points, 19 times out of 20.

www.nanosresearch.com



2016-885 – OPSEU – Regulation of Marijuana – STAT SHEET

			Region					Gender			Age				
			Ontario 2016-08	Eastern Ontario	GTA	Toronto	South/Central Ontario	Northern Ontario	Male	Female	18 to 29	30 to 39	40 to 49	50 to 59	60 plus
Question (second ranked response) - From the following list, please rank your SECOND choice place YOU ARE NOT COMFORTABLE controlling and selling marijuana in Ontario?	Total	Unwgt N	964	190	197	194	195	188	477	487	159	172	181	186	266
		Wgt N	969	149	264	198	305	54	480	490	189	171	209	170	231
	LCBO (Liquor Control Board of Ontario)	%	3.6	5.8	3.2	1.3	4.1	5.9	4.2	3.1	4.4	6.8	2.0	2.0	3.4
	Pharmacies	%	5.2	4.2	3.5	2.8	8.5	6.0	4.9	5.4	7.4	6.3	3.9	4.0	4.4
	Privately owned marijuana stores	%	8.8	8.5	13.1	7.1	6.5	7.9	8.6	8.9	8.1	14.3	6.6	7.0	8.6
	Grocery stores	%	32.5	28.4	28.8	32.5	38.7	27.4	29.0	36.0	31.1	26.6	38.3	32.0	33.3
	Convenience stores	%	25.2	26.4	29.2	20.8	23.5	27.9	24.4	26.0	24.9	28.3	27.1	22.0	23.8
	Anywhere tobacco is sold	%	20.0	22.4	18.0	28.5	15.6	17.3	23.7	16.4	19.8	15.2	17.0	28.4	20.3
	Unsure	%	4.6	4.2	4.3	7.0	3.1	7.6	5.2	4.1	4.3	2.5	5.1	4.5	6.2

Nanos conducted an RDD dual frame (land- and cell- lines) hybrid telephone and online survey of 1,000 Ontario residents, 18 years of age or older, between August 3rd and 7th, 2016. The margin of error for a random survey of 1,000 Ontarians is ± 3.1 percentage points, 19 times out of 20.

www.nanosresearch.com



2016-885 – OPSEU – Regulation of Marijuana – STAT SHEET

Question- Why was _____ your first choice in terms of you BEING UNCOMFORTABLE for it to control and sell marijuana? [Open-ended] * Question (first ranked response) - From the following list, please rank your FIRST choice place YOU ARE NOT COMFORTABLE controlling and selling marijuana in Ontario? Crosstabulation

		Question (first ranked response) - From the following list, please rank your FIRST choice place YOU ARE NOT COMFORTABLE controlling and selling marijuana in Ontario?							Total
		LCBO (Liquor Control Board of Ontario)	Pharmacies	Privately owned businesses/stores	Grocery stores	Convenience stores	Anywhere tobacco is sold	Unsure	
Lack of control/not enforcing regulations/too accessible/might fall into hands of children	Count	6	0	33	45	241	59	2	386
		8.5%	0.0%	31.1%	24.7%	49.8%	58.4%	6.5%	38.6%
More open to theft and criminal activity/too risky/too much effort to police/safety issues	Count	0	2	5	6	29	1	0	43
		0.0%	8.0%	4.7%	3.3%	6.0%	1.0%	0.0%	4.3%
Employees not trained or experienced to sell drugs/Lack of knowledge/Too much responsibility	Count	0	2	2	24	53	0	2	83
		0.0%	8.0%	1.9%	13.2%	11.0%	0.0%	6.5%	8.3%
Not the purpose of this place/Exposure to children/Family environment/Inappropriate	Count	4	11	0	44	12	2	0	73
		5.6%	44.0%	0.0%	24.2%	2.5%	2.0%	0.0%	7.3%
Too profit-driven/Would lead to a government monopoly/should be sold by private enterprises	Count	30	2	10	2	7	0	0	51
		42.3%	8.0%	9.4%	1.1%	1.4%	0.0%	0.0%	5.1%
Comfortable with any place selling marijuana/should be permitted for recreation	Count	2	1	1	0	0	3	3	10
		2.8%	4.0%	0.9%	0.0%	0.0%	3.0%	9.7%	1.0%
It should not be legalized at all/sold anywhere/another substance to get addicted to	Count	0	1	2	3	1	0	9	16
		0.0%	4.0%	1.9%	1.6%	0.2%	0.0%	29.0%	1.6%
Not trustworthy/Possibility of abuse/poor quality	Count	3	0	9	1	22	0	0	35
		4.2%	0.0%	8.5%	0.5%	4.5%	0.0%	0.0%	3.5%
Other	Count	6	4	16	7	10	9	5	57
		8.5%	16.0%	15.1%	3.8%	2.1%	8.9%	16.1%	5.7%
Unsure/no answer	Count	20	2	28	50	109	27	10	246
		28.2%	8.0%	26.4%	27.5%	22.5%	26.7%	32.3%	24.6%
Total	Count	71	25	106	182	484	101	31	1000
		100.0%	100.0%	100.0%	100.0%	100.0%	100.0%	100.0%	100.0%

*Shaded due to small sample size

Nanos conducted an RDD dual frame (land- and cell- lines) hybrid telephone and online survey of 1,000 Ontario residents, 18 years of age or older, between August 3rd and 7th, 2016. The margin of error for a random survey of 1,000 Ontarians is ±3.1 percentage points, 19 times out of 20.

www.nanosresearch.com



2016-885 – OPSEU – Regulation of Marijuana – STAT SHEET

			Region					Gender			Age				
			Ontario 2016-08	Eastern Ontario	GTA	Toronto	South/Central Ontario	Northern Ontario	Male	Female	18 to 29	30 to 39	40 to 49	50 to 59	60 plus
Question - Do you have a positive, a somewhat, positive, a somewhat negative or a negative impression of marijuana dispensaries, that is privately owned marijuana stores?	Total	Unwgt N	1000	200	200	200	200	200	500	500	169	180	185	192	274
		Wgt N	1000	158	268	203	313	58	499	501	197	177	214	174	236
	Positive	%	9.5	12.0	9.0	8.7	9.2	8.9	9.6	9.3	12.4	11.9	9.9	7.3	6.4
	Somewhat positive	%	22.7	19.2	22.2	22.4	24.8	23.9	25.3	20.1	22.4	22.9	26.4	22.0	19.9
	Somewhat negative	%	26.4	23.4	24.0	29.8	27.0	30.1	26.7	26.0	23.3	23.9	27.2	30.2	27.3
	Negative	%	27.8	26.5	30.8	26.5	27.1	25.7	26.9	28.7	22.4	30.7	26.7	26.8	31.9
	Unsure	%	13.7	18.9	14.0	12.6	11.8	11.4	11.4	15.9	19.5	10.6	9.9	13.6	14.6

Nanos conducted an RDD dual frame (land- and cell- lines) hybrid telephone and online survey of 1,000 Ontario residents, 18 years of age or older, between August 3rd and 7th, 2016. The margin of error for a random survey of 1,000 Ontarians is ± 3.1 percentage points, 19 times out of 20.

www.nanosresearch.com



2016-885 – OPSEU – Regulation of Marijuana – STAT SHEET

Question - Why do you have that opinion? [Open-ended] * Question - Do you have a positive, a somewhat positive, a somewhat negative or a negative impression of marijuana dispensaries, that is privately owned marijuana stores? Crosstabulation

		Question 16 - Do you have a positive, a somewhat positive, a somewhat negative or a negative impression of marijuana dispensaries, that is privately owned marijuana stores?					Total
		Positive	Somewhat positive	Somewhat negative	Negative	Unsure	
Don't know how they are or will be regulated and control/no trust/illegal/criminal activity	Count	0	21	132	131	13	297
		0.0%	9.4%	50.2%	47.0%	9.5%	29.8%
Recreational marijuana should not be freely available/against marijuana/risk for youth	Count	0	3	18	40	5	66
		0.0%	1.3%	6.8%	14.3%	3.6%	6.6%
Not informed enough to make a decision/uncertain about business/too new	Count	2	15	6	1	66	90
		2.1%	6.7%	2.3%	0.4%	48.2%	9.0%
Some owners will take advantage of product/Profit motive	Count	0	14	44	41	5	104
		0.0%	6.3%	16.7%	14.7%	3.6%	10.4%
Profit should go to government/should be like LCBO/controlled by government	Count	0	5	7	8	1	21
		0.0%	2.2%	2.7%	2.9%	0.7%	2.1%
Care about product they are selling/more knowledgeable and responsible/more regulated	Count	60	94	0	0	0	154
		63.8%	42.0%	0.0%	0.0%	0.0%	15.4%
Media/advertising/location, amount, branding and appearance of store	Count	0	9	12	22	2	45
		0.0%	4.0%	4.6%	7.9%	1.5%	4.5%
If regulated no problem/harmless/doesn't bother/comfortable access/new jobs	Count	17	34	6	0	2	59
		18.1%	15.2%	2.3%	0.0%	1.5%	5.9%
Other	Count	3	1	7	3	0	14
		3.2%	0.4%	2.7%	1.1%	0.0%	1.4%
Unsure/no answer	Count	12	28	31	33	43	147
		12.8%	12.5%	11.8%	11.8%	31.4%	14.7%
Total	Count	94	224	263	279	137	997
		100.0%	100.0%	100.0%	100.0%	100.0%	100.0%

Nanos conducted an RDD dual frame (land- and cell- lines) hybrid telephone and online survey of 1,000 Ontario residents, 18 years of age or older, between August 3rd and 7th, 2016. The margin of error for a random survey of 1,000 Ontarians is ± 3.1 percentage points, 19 times out of 20.

www.nanosresearch.com



2016-885 – OPSEU – Regulation of Marijuana – STAT SHEET

			Region						Gender			Age				
			Ontario 2016-08	Eastern Ontario	GTA	Toronto	South/Central Ontario	Northern Ontario	Male	Female	18 to 29	30 to 39	40 to 49	50 to 59	60 plus	
Question - Does it make more sense to control the sale of marijuana through:	Total	Unwgt N	1000	200	200	200	200	200	500	500	169	180	185	192	274	
		Wgt N	1000	158	268	203	313	58	499	501	197	177	214	174	236	
	LCBO Stores	%	38.8	39.4	36.9	39.8	39.2	39.7	43.7	33.8	38.7	33.3	35.6	42.8	42.8	
	Pharmacies	%	33.1	31.3	35.6	31.8	33.6	28.7	28.9	37.3	29.2	35.9	36.2	27.5	35.6	
	Privately owned marijuana stores	%	17.0	17.9	16.6	19.7	14.7	18.3	17.0	17.0	18.9	23.1	16.1	17.1	11.4	
	None of the above	%	6.6	6.7	6.8	5.3	6.7	9.7	6.2	7.0	6.6	6.1	5.9	9.7	5.3	
	Unsure	%	4.6	4.6	4.1	3.5	5.9	3.7	4.2	5.0	6.6	1.6	6.2	2.9	4.9	

Nanos conducted an RDD dual frame (land- and cell- lines) hybrid telephone and online survey of 1,000 Ontario residents, 18 years of age or older, between August 3rd and 7th, 2016. The margin of error for a random survey of 1,000 Ontarians is ± 3.1 percentage points, 19 times out of 20.

www.nanosresearch.com



2016-885 – OPSEU – Regulation of Marijuana – STAT SHEET

			Region						Gender		Age				
			Ontario 2016-08	Eastern Ontario	GTA	Toronto	South/Central Ontario	Northern Ontario	Male	Female	18 to 29	30 to 39	40 to 49	50 to 59	60 plus
Question - Would you support, somewhat support, somewhat oppose or oppose the following? Marijuana being sold in the LCBO (Liquor Control Board of Ontario) which is responsible for also selling alcohol?	Total	Unwgt N	1000	200	200	200	200	200	500	500	169	180	185	192	274
		Wgt N	1000	158	268	203	313	58	499	501	197	177	214	174	236
	Support	%	39.7	40.6	37.7	45.6	37.3	39.3	41.6	37.9	39.4	39.3	38.1	39.3	42.2
	Somewhat support	%	24.0	21.5	22.9	26.2	25.7	19.0	24.6	23.4	23.0	25.3	22.0	23.8	25.9
	Somewhat oppose	%	10.0	9.2	11.9	10.2	8.0	13.1	8.4	11.5	14.4	5.7	11.4	8.3	9.4
	Oppose	%	24.0	24.7	27.2	16.7	25.5	25.0	23.3	24.7	21.6	27.0	25.6	26.6	20.3
	Unsure	%	2.3	4.0	.3	1.3	3.5	3.7	2.0	2.5	1.5	2.6	2.9	2.1	2.3

Nanos conducted an RDD dual frame (land- and cell- lines) hybrid telephone and online survey of 1,000 Ontario residents, 18 years of age or older, between August 3rd and 7th, 2016. The margin of error for a random survey of 1,000 Ontarians is ± 3.1 percentage points, 19 times out of 20.

www.nanosresearch.com



2016-885 – OPSEU – Regulation of Marijuana – STAT SHEET

			Region						Gender			Age				
			Ontario 2016-08	Eastern Ontario	GTA	Toronto	South/Central Ontario	Northern Ontario	Male	Female	18 to 29	30 to 39	40 to 49	50 to 59	60 plus	
Question - Would you support, somewhat support, somewhat oppose or oppose the following? A separate dedicated retail space within a LCBO store for marijuana.	Total	Unwgt N	1000	200	200	200	200	200	500	500	169	180	185	192	274	
		Wgt N	1000	158	268	203	313	58	499	501	197	177	214	174	236	
	Support	%	37.5	34.8	36.9	47.9	31.9	41.3	36.7	38.3	39.2	34.8	34.4	35.2	42.5	
	Somewhat support	%	26.7	29.6	23.7	24.4	31.3	16.5	28.8	24.7	26.5	26.5	26.8	27.6	26.3	
	Somewhat oppose	%	6.9	7.1	8.5	5.4	5.4	11.8	6.2	7.6	8.7	5.6	6.5	6.4	7.1	
	Oppose	%	24.5	24.1	30.0	17.1	24.5	26.3	25.0	24.1	21.7	28.1	28.2	26.9	19.1	
	Unsure	%	4.4	4.4	.9	5.2	6.9	4.1	3.4	5.4	3.9	4.9	4.1	4.0	5.0	

Nanos conducted an RDD dual frame (land- and cell- lines) hybrid telephone and online survey of 1,000 Ontario residents, 18 years of age or older, between August 3rd and 7th, 2016. The margin of error for a random survey of 1,000 Ontarians is ± 3.1 percentage points, 19 times out of 20.

www.nanosresearch.com



2016-885 – OPSEU – Regulation of Marijuana – STAT SHEET

			Region						Gender			Age				
			Ontario 2016-08	Eastern Ontario	GTA	Toronto	South/Central Ontario	Northern Ontario	Male	Female	18 to 29	30 to 39	40 to 49	50 to 59	60 plus	
Question - Would you support, somewhat support, somewhat oppose or oppose the following? Allowing people to pick up their medical prescriptions and to buy marijuana at the same time at a pharmacy	Total	Unwgt N	1000	200	200	200	200	200	500	500	169	180	185	192	274	
		Wgt N	1000	158	268	203	313	58	499	501	197	177	214	174	236	
	Support	%	45.9	46.1	42.7	52.3	44.8	43.6	46.5	45.2	52.7	46.9	49.1	40.3	40.5	
	Somewhat support	%	29.2	26.0	30.0	25.2	32.1	31.7	29.3	29.1	27.9	27.0	23.8	31.4	35.0	
	Somewhat oppose	%	7.7	8.8	8.2	7.4	6.6	10.2	8.1	7.3	7.5	4.9	8.3	7.9	9.4	
	Oppose	%	13.4	13.7	16.9	10.6	12.6	10.8	12.5	14.3	10.1	14.3	15.7	17.6	10.5	
	Unsure	%	3.8	5.5	2.2	4.5	3.9	3.8	3.6	4.1	1.8	6.8	3.1	2.8	4.5	

Nanos conducted an RDD dual frame (land- and cell- lines) hybrid telephone and online survey of 1,000 Ontario residents, 18 years of age or older, between August 3rd and 7th, 2016. The margin of error for a random survey of 1,000 Ontarians is ± 3.1 percentage points, 19 times out of 20.

www.nanosresearch.com



2016-885 – OPSEU – Regulation of Marijuana – STAT SHEET

			Region						Gender		Age				
			Ontario 2016-08	Eastern Ontario	GTA	Toronto	South/Central Ontario	Northern Ontario	Male	Female	18 to 29	30 to 39	40 to 49	50 to 59	60 plus
Question - Would you support, somewhat support, somewhat oppose or oppose the following? The creation of a marijuana control board of Ontario to regulate and sell marijuana?	Total	Unwgt N	1000	200	200	200	200	200	500	500	169	180	185	192	274
		Wgt N	1000	158	268	203	313	58	499	501	197	177	214	174	236
	Support	%	36.1	36.2	32.2	42.6	34.2	41.1	32.8	39.3	37.0	30.6	36.5	37.1	38.1
	Somewhat support	%	24.2	21.1	24.2	22.9	26.9	23.7	23.4	25.1	25.1	23.2	24.5	22.0	25.7
	Somewhat oppose	%	8.6	11.3	9.7	8.7	6.8	6.7	9.6	7.7	7.9	9.9	9.0	11.1	6.1
	Oppose	%	26.3	25.1	30.0	20.1	29.0	20.6	30.5	22.2	23.8	31.6	26.3	26.9	24.1
	Unsure	%	4.7	6.3	4.0	5.8	3.2	8.0	3.8	5.6	6.2	4.6	3.6	2.9	6.0

Nanos conducted an RDD dual frame (land- and cell- lines) hybrid telephone and online survey of 1,000 Ontario residents, 18 years of age or older, between August 3rd and 7th, 2016. The margin of error for a random survey of 1,000 Ontarians is ± 3.1 percentage points, 19 times out of 20.

www.nanosresearch.com



2016-885 – OPSEU – Regulation of Marijuana – STAT SHEET

Question - Why do you have that opinion about the creation of a marijuana control board of Ontario to regulate and sell marijuana? [Open-ended] * Question - Would you support, somewhat support, somewhat oppose or oppose the following? | The creation of a marijuana control board of Ontario to regulate and sell marijuana? Crosstabulation

		Question - Would you support, somewhat support, somewhat oppose or oppose the following? The creation of a marijuana control board of Ontario to regulate and sell marijuana?					Total
		Support	Somewhat support	Somewhat oppose	Oppose	Unsure	
Should use same model developed by LCBO to control/a good idea/would work well	Count	41	22	1	0	9	73
		11.3%	9.1%	1.2%	0.0%	19.6%	7.3%
Government should not be involved/unnecessary bureaucracy, over control and corruption/incompetent	Count	0	19	36	109	6	170
		0.0%	7.9%	41.9%	41.6%	13.0%	17.0%
Cost too high/wasting money/another form of taxation/greed	Count	0	11	15	62	9	97
		0.0%	4.5%	17.4%	23.7%	19.6%	9.7%
Allow smooth transition of marijuana/someone has to do it/makes sense	Count	15	2	0	0	0	17
		4.1%	0.8%	0.0%	0.0%	0.0%	1.7%
Need to control and regulate selling, price, quality, safety, ID checks, staff training and use of this drug	Count	197	117	6	0	1	321
		54.4%	48.3%	7.0%	0.0%	2.2%	32.2%
Should be separate place/not the same as alcohol/keep producers and industry small/conflict of interest	Count	24	6	1	0	0	31
		6.6%	2.5%	1.2%	0.0%	0.0%	3.1%
Oppose legalization of marijuana/support only for medical use	Count	9	3	3	35	0	50
		2.5%	1.2%	3.5%	13.4%	0.0%	5.0%
Responsibility should be federal not provincial/government control not enough	Count	2	8	1	0	0	11
		0.6%	3.3%	1.2%	0.0%	0.0%	1.1%
Just expand mandate of LCBO/they would do a better job/why reinvent wheel	Count	0	17	13	21	0	51
		0.0%	7.0%	15.1%	8.0%	0.0%	5.1%
Other	Count	24	9	2	6	2	43
		6.6%	3.7%	2.3%	2.3%	4.3%	4.3%

Nanos conducted an RDD dual frame (land- and cell- lines) hybrid telephone and online survey of 1,000 Ontario residents, 18 years of age or older, between August 3rd and 7th, 2016. The margin of error for a random survey of 1,000 Ontarians is ± 3.1 percentage points, 19 times out of 20.

www.nanosresearch.com



2016-885 – OPSEU – Regulation of Marijuana – STAT SHEET

Question - Why do you have that opinion about the creation of a marijuana control board of Ontario to regulate and sell marijuana? [Open-ended] * Question - Would you support, somewhat support, somewhat oppose or oppose the following? | The creation of a marijuana control board of Ontario to regulate and sell marijuana? Crosstabulation

		Question - Would you support, somewhat support, somewhat oppose or oppose the following? The creation of a marijuana control board of Ontario to regulate and sell marijuana?					Total
		Support	Somewhat support	Somewhat oppose	Oppose	Unsure	
Unsure/no answer	Count	50	28	8	29	19	134
		13.8%	11.6%	9.3%	11.1%	41.3%	13.4%
Total	Count	362	242	86	262	46	998
		100.0%	100.0%	100.0%	100.0%	100.0%	100.0%

*Shaded due to small sample size



2016-885 – OPSEU – Regulation of Marijuana – STAT SHEET

			Region							Gender		Age				
			Ontario 2016-08	Eastern Ontario	GTA	Toronto	South/Central Ontario	Northern Ontario	Male	Female	18 to 29	30 to 39	40 to 49	50 to 59	60 plus	
Question - Do you regularly, occasionally or never consume any of the following? Tobacco	Total	Unwgt N	1000	200	200	200		200	200	500	500	169	180	185	192	274
		Wgt N	1000	158	268	203		313	58	499	501	197	177	214	174	236
	Regularly	%	8.1	10.6	6.2	9.3		7.9	6.6	8.7	7.5	4.7	9.5	11.4	11.2	4.6
	Occasionally	%	6.7	6.0	9.5	3.2		6.6	9.1	8.2	5.3	6.6	8.5	9.9	3.3	5.1
	Never	%	84.6	83.0	84.3	87.0		84.3	84.3	82.9	86.4	87.2	82.0	78.7	85.1	89.6
	Unsure	%	.5	.4	.0	.4		1.2	.0	.1	.9	1.4	.0	.0	.4	.6

Nanos conducted an RDD dual frame (land- and cell- lines) hybrid telephone and online survey of 1,000 Ontario residents, 18 years of age or older, between August 3rd and 7th, 2016. The margin of error for a random survey of 1,000 Ontarians is ± 3.1 percentage points, 19 times out of 20.

www.nanosresearch.com



2016-885 – OPSEU – Regulation of Marijuana – STAT SHEET

			Region						Gender		Age				
			Ontario 2016-08	Eastern Ontario	GTA	Toronto	South/Central Ontario	Northern Ontario	Male	Female	18 to 29	30 to 39	40 to 49	50 to 59	60 plus
Question - Do you regularly, occasionally or never consume any of the following? Spirits/alcohol	Total	Unwgt N	1000	200	200	200	200	200	500	500	169	180	185	192	274
		Wgt N	1000	158	268	203	313	58	499	501	197	177	214	174	236
	Regularly	%	14.1	13.0	13.6	12.1	15.0	21.6	19.3	8.9	15.5	13.7	10.6	17.2	14.1
	Occasionally	%	62.7	62.3	63.4	70.7	57.7	58.8	60.6	64.7	60.5	63.3	65.0	59.5	64.3
	Never	%	22.8	24.3	23.0	17.1	26.2	19.1	19.7	25.9	22.6	22.8	24.5	23.3	21.1
	Unsure	%	.4	.4	.0	.0	1.1	.5	.4	.5	1.4	.2	.0	.0	.5

Nanos conducted an RDD dual frame (land- and cell- lines) hybrid telephone and online survey of 1,000 Ontario residents, 18 years of age or older, between August 3rd and 7th, 2016. The margin of error for a random survey of 1,000 Ontarians is ± 3.1 percentage points, 19 times out of 20.

www.nanosresearch.com



2016-885 – OPSEU – Regulation of Marijuana – STAT SHEET

			Region						Gender		Age				
			Ontario 2016-08	Eastern Ontario	GTA	Toronto	South/Central Ontario	Northern Ontario	Male	Female	18 to 29	30 to 39	40 to 49	50 to 59	60 plus
Question - Do you regularly, occasionally or never consume any of the following? Wine	Total	Unwgt N	1000	200	200	200	200	200	500	500	169	180	185	192	274
		Wgt N	1000	158	268	203	313	58	499	501	197	177	214	174	236
	Regularly	%	29.4	31.0	24.8	37.3	27.1	31.1	30.8	28.0	25.3	24.3	32.1	29.2	34.4
	Occasionally	%	52.3	48.9	60.0	47.5	51.0	50.5	50.8	53.8	51.8	53.9	49.4	55.0	52.2
	Never	%	18.0	19.7	15.3	15.2	21.2	18.4	18.2	17.8	21.5	21.9	18.5	15.8	13.4
	Unsure	%	.3	.4	.0	.0	.7	.0	.1	.4	1.4	.0	.0	.0	.0

Nanos conducted an RDD dual frame (land- and cell- lines) hybrid telephone and online survey of 1,000 Ontario residents, 18 years of age or older, between August 3rd and 7th, 2016. The margin of error for a random survey of 1,000 Ontarians is ± 3.1 percentage points, 19 times out of 20.

www.nanosresearch.com



2016-885 – OPSEU – Regulation of Marijuana – STAT SHEET

			Region						Gender			Age			
			Ontario 2016-08	Eastern Ontario	GTA	Toronto	South/Central Ontario	Northern Ontario	Male	Female	18 to 29	30 to 39	40 to 49	50 to 59	60 plus
Question - Do you regularly, occasionally or never consume any of the following? Beer	Total	Unwgt N	1000	200	200	200	200	200	500	500	169	180	185	192	274
		Wgt N	1000	158	268	203	313	58	499	501	197	177	214	174	236
	Regularly	%	18.7	16.1	18.1	19.1	19.7	22.1	28.5	9.0	24.8	19.3	14.9	22.2	14.1
	Occasionally	%	47.4	49.6	47.3	51.5	42.4	53.6	49.9	44.8	42.4	48.3	45.9	50.5	49.8
	Never	%	33.6	33.8	34.6	29.4	37.2	23.8	21.5	45.7	31.3	32.2	39.2	27.3	36.1
	Unsure	%	.3	.4	.0	.0	.7	.5	.1	.5	1.4	.2	.0	.0	.0

Nanos conducted an RDD dual frame (land- and cell- lines) hybrid telephone and online survey of 1,000 Ontario residents, 18 years of age or older, between August 3rd and 7th, 2016. The margin of error for a random survey of 1,000 Ontarians is ± 3.1 percentage points, 19 times out of 20.

www.nanosresearch.com



2016-885 – OPSEU – Regulation of Marijuana – STAT SHEET

			Region							Gender		Age				
			Ontario 2016-08	Eastern Ontario	GTA	Toronto	South/Central Ontario	Northern Ontario	Male	Female	18 to 29	30 to 39	40 to 49	50 to 59	60 plus	
Question - Do you regularly, occasionally or never consume any of the following? Marijuana	Total	Unwgt N	1000	200	200	200	200	200	500	500	169	180	185	192	274	
		Wgt N	1000	158	268	203	313	58	499	501	197	177	214	174	236	
	Regularly	%	3.2	5.3	1.5	2.5	4.1	2.5	4.0	2.3	6.2	3.9	3.9	1.7	.5	
	Occasionally	%	12.2	12.9	10.4	14.5	12.2	10.6	13.6	10.8	14.8	10.1	16.1	13.7	7.0	
	Never	%	82.9	80.4	86.7	82.0	80.6	86.6	80.6	85.2	76.5	84.1	78.0	83.5	91.1	
	Unsure	%	1.8	1.4	1.5	.9	3.0	.3	1.9	1.7	2.5	2.0	2.0	1.1	1.3	

Nanos conducted an RDD dual frame (land- and cell- lines) hybrid telephone and online survey of 1,000 Ontario residents, 18 years of age or older, between August 3rd and 7th, 2016. The margin of error for a random survey of 1,000 Ontarians is ± 3.1 percentage points, 19 times out of 20.

www.nanosresearch.com



2016-885 – OPSEU – Regulation of Marijuana – STAT SHEET

			Region						Gender			Age				
			Ontario 2016-08	Eastern Ontario	GTA	Toronto	South/Central Ontario	Northern Ontario	Male	Female	18 to 29	30 to 39	40 to 49	50 to 59	60 plus	
Question - Would you describe marijuana use for adults as risky, somewhat risky, somewhat harmless or harmless?	Total	Unwgt N	1000	200	200	200	200	200	500	500	169	180	185	192	274	
		Wgt N	1000	158	268	203	313	58	499	501	197	177	214	174	236	
	Risky	%	18.1	19.8	20.8	10.2	20.4	15.8	16.2	19.9	11.6	23.6	20.0	19.8	16.4	
	Somewhat risky	%	37.5	34.8	39.5	35.1	38.9	36.8	36.3	38.8	31.1	37.0	35.2	38.2	44.9	
	Somewhat harmless	%	31.1	31.1	30.5	36.7	27.5	33.8	33.2	29.0	43.3	25.5	32.1	26.9	27.2	
	Harmless	%	10.0	9.1	7.1	11.4	12.0	10.5	11.3	8.7	11.9	12.2	9.4	11.7	6.0	
	Unsure	%	3.3	5.2	2.0	6.5	1.3	3.1	3.0	3.6	2.0	1.7	3.3	3.4	5.4	

Nanos conducted an RDD dual frame (land- and cell- lines) hybrid telephone and online survey of 1,000 Ontario residents, 18 years of age or older, between August 3rd and 7th, 2016. The margin of error for a random survey of 1,000 Ontarians is ± 3.1 percentage points, 19 times out of 20.

www.nanosresearch.com



2016-885 – OPSEU – Regulation of Marijuana – STAT SHEET

		Frequency	Percent	Valid Percent	Cumulative Percent
Question - What are the biggest RISKS to someone who uses marijuana? [Open-ended]	Impaired driving and judgement/Careless/criminal risk	270	27.0	27.0	27.0
	Long term physical and cognitive damage (brain damage, lung damage, cancer)/inhaling smoke	179	17.9	17.9	44.9
	Dependency/addiction/overuse and abuse	171	17.1	17.1	62.0
	Loss of motivation, reality and control/change of behaviour/long term psychological effects	96	9.6	9.6	71.6
	Unsure/no answer	93	9.3	9.3	80.9
	Purity of the product/mixing with other substances/uncertainty with reaction/lack of knowledge	49	4.9	4.9	85.8
	Weight gain/munchies/other negative side effects/expensive	35	3.5	3.5	89.3
	Other	35	3.5	3.5	92.8
	Moving on to harder drugs/gateway drug	33	3.3	3.3	96.1
	Similar risks to drinking or smoking	25	2.5	2.5	98.6
	There are no risks/don't care/it's their choice	14	1.4	1.4	100.0
	Total	1000	100.0	100.0	



2016-885 – OPSEU – Regulation of Marijuana – STAT SHEET

		Frequency	Percent	Valid Percent	Cumulative Percent
Question - What are the biggest BENEFITS to someone who uses marijuana use? [Open- ended]	Medical and pain relief/Increases appetite	511	51.1	51.1	51.1
	Stress and anxiety relief/Relaxation/Therapeutic/Recreational	152	15.2	15.2	66.3
	Unsure/no answer	130	13.0	13.0	79.3
	None/Against marijuana	85	8.5	8.5	87.7
	Better quality of life/enjoyable/social/getting high/escape reality	57	5.7	5.7	93.4
	Other	28	2.8	2.8	96.2
	Less harmful than alcohol/Not violent/Not addictive	27	2.7	2.7	98.9
	Save police time/keep people out of jail/freedom of choice/alternative to illegal drugs	11	1.1	1.1	100.0
Total		1000	100.0	100.0	



2016-885 – OPSEU – Regulation of Marijuana – STAT SHEET

			Region							Gender		Age				
			Ontario 2016-08	Eastern Ontario	GTA	Toronto	South/Central Ontario	Northern Ontario	Male	Female	18 to 29	30 to 39	40 to 49	50 to 59	60 plus	
Question - For each of the following, are you are concerned, somewhat concerned, somewhat not concerned or not concerned? Harm to youth under 18 years of age if they use marijuana	Total	Unwgt N	1000	200	200	200	200	200	500	500	169	180	185	192	274	
		Wgt N	1000	158	268	203	313	58	499	501	197	177	214	174	236	
	Concerned	%	64.5	56.4	71.7	60.8	64.7	64.3	58.8	70.1	60.4	65.4	63.7	64.4	67.9	
	Somewhat concerned	%	25.7	31.8	19.9	29.3	25.4	25.2	29.2	22.3	25.0	23.8	29.6	23.7	25.7	
	Somewhat not concerned	%	4.9	6.1	4.6	3.7	5.0	6.5	6.6	3.2	6.6	4.6	3.0	7.6	3.5	
	Not concerned	%	3.5	3.4	1.7	4.5	4.5	2.8	3.9	3.0	5.9	3.9	2.2	3.2	2.4	
	Unsure	%	1.5	2.4	2.1	1.7	.5	1.2	1.5	1.5	2.1	2.3	1.5	1.1	.6	

Nanos conducted an RDD dual frame (land- and cell- lines) hybrid telephone and online survey of 1,000 Ontario residents, 18 years of age or older, between August 3rd and 7th, 2016. The margin of error for a random survey of 1,000 Ontarians is ± 3.1 percentage points, 19 times out of 20.

www.nanosresearch.com



2016-885 – OPSEU – Regulation of Marijuana – STAT SHEET

			Region						Gender			Age				
			Ontario 2016-08	Eastern Ontario	GTA	Toronto	South/Central Ontario	Northern Ontario	Male	Female	18 to 29	30 to 39	40 to 49	50 to 59	60 plus	
Question - For each of the following, are you are concerned, somewhat concerned, somewhat not concerned or not concerned? Harm to people with a family history of mental illness if they use marijuana	Total	Unwgt N	1000	200	200	200	200	200	500	500	169	180	185	192	274	
		Wgt N	1000	158	268	203	313	58	499	501	197	177	214	174	236	
	Concerned	%	41.0	44.2	44.5	29.9	45.1	33.5	38.0	44.1	35.4	41.1	37.6	42.6	47.6	
	Somewhat concerned	%	28.4	28.9	27.9	32.7	25.2	32.0	28.3	28.5	30.5	25.5	31.3	27.8	26.8	
	Somewhat not concerned	%	11.9	12.6	13.7	12.4	9.7	11.5	15.4	8.4	13.8	14.8	9.8	13.0	9.2	
	Not concerned	%	11.1	9.2	7.5	14.1	12.9	12.7	10.4	11.8	14.3	11.3	14.8	7.8	7.3	
	Unsure	%	7.6	5.2	6.3	10.9	7.2	10.3	7.9	7.2	6.0	7.3	6.6	8.7	9.2	

Nanos conducted an RDD dual frame (land- and cell- lines) hybrid telephone and online survey of 1,000 Ontario residents, 18 years of age or older, between August 3rd and 7th, 2016. The margin of error for a random survey of 1,000 Ontarians is ± 3.1 percentage points, 19 times out of 20.

www.nanosresearch.com



2016-885 – OPSEU – Regulation of Marijuana – STAT SHEET

			Region						Gender		Age				
			Ontario 2016-08	Eastern Ontario	GTA	Toronto	South/Central Ontario	Northern Ontario	Male	Female	18 to 29	30 to 39	40 to 49	50 to 59	60 plus
Question - For each of the following, are you are concerned, somewhat concerned, somewhat not concerned or not concerned? Harm to adults over 18 years of age if they use marijuana	Total	Unwgt N	1000	200	200	200	200	200	500	500	169	180	185	192	274
		Wgt N	1000	158	268	203	313	58	499	501	197	177	214	174	236
	Concerned	%	21.9	23.1	23.4	15.6	24.6	18.9	18.3	25.4	13.8	26.9	24.9	19.0	24.2
	Somewhat concerned	%	30.6	27.8	35.8	32.7	26.8	28.0	33.0	28.3	28.5	30.2	24.8	35.1	34.8
	Somewhat not concerned	%	18.6	21.6	14.4	20.2	19.0	21.7	18.9	18.2	20.6	13.4	20.6	16.8	20.3
	Not concerned	%	27.4	26.0	24.9	28.2	29.1	30.6	28.5	26.3	35.4	28.3	29.3	27.4	18.4
	Unsure	%	1.5	1.6	1.5	3.3	.5	.9	1.3	1.8	1.8	1.2	.4	1.7	2.4

Nanos conducted an RDD dual frame (land- and cell- lines) hybrid telephone and online survey of 1,000 Ontario residents, 18 years of age or older, between August 3rd and 7th, 2016. The margin of error for a random survey of 1,000 Ontarians is ± 3.1 percentage points, 19 times out of 20.

www.nanosresearch.com



2016-885 – OPSEU – Regulation of Marijuana – STAT SHEET

			Region					Gender			Age				
			Ontario 2016-08	Eastern Ontario	GTA	Toronto	South/Central Ontario	Northern Ontario	Male	Female	18 to 29	30 to 39	40 to 49	50 to 59	60 plus
Question (first ranked priority) - Please rank what should be the government's FIRST AND SECOND priority when it comes to regulating and controlling marijuana sales? Preventing minors from getting marijuana	Total	Unwgt N	1000	200	200	200	200	200	500	500	169	180	185	192	274
		Wgt N	1000	158	268	203	313	58	499	501	197	177	214	174	236
	Preventing minors from getting marijuana	%	28.6	28.4	31.2	23.5	31.0	21.9	27.8	29.4	37.6	33.6	21.0	23.3	28.1
	Preventing people from driving after smoking marijuana	%	20.3	27.2	16.8	21.2	18.3	26.0	19.1	21.5	17.1	19.8	25.6	25.4	14.9
	Ensuring access to marijuana for pain relief	%	26.2	21.7	30.0	29.1	23.4	25.2	23.5	28.8	16.8	26.4	29.5	31.0	27.3
	Collecting the highest possible government revenues	%	3.7	2.6	1.6	2.7	7.1	1.4	5.4	2.0	2.3	2.6	6.3	2.8	3.9
	Marking marijuana easy to get	%	4.2	2.9	3.5	6.9	3.6	4.9	5.2	3.2	5.0	5.1	5.3	1.7	3.7
	Controlling organized crime	%	14.3	14.8	13.6	16.7	12.4	17.7	16.2	12.4	18.8	9.3	10.5	13.2	18.4
	Unsure	%	2.7	2.5	3.3	.0	4.1	2.9	2.7	2.8	2.4	3.2	1.8	2.5	3.8
			Region					Gender			Age				

Nanos conducted an RDD dual frame (land- and cell- lines) hybrid telephone and online survey of 1,000 Ontario residents, 18 years of age or older, between August 3rd and 7th, 2016. The margin of error for a random survey of 1,000 Ontarians is ± 3.1 percentage points, 19 times out of 20.

www.nanosresearch.com



2016-885 – OPSEU – Regulation of Marijuana – STAT SHEET

			Ontario 2016-08	Eastern Ontario	GTA	Toronto	South/Central Ontario	Northern Ontario	Male	Female	18 to 29	30 to 39	40 to 49	50 to 59	60 plus
Question (second ranked priority) - Please rank what should be the government's FIRST AND SECOND priority when it comes to regulating and controlling marijuana sales? Preventing minors from getting marijuana	Total	Unwgt N	974	195	192	200	193	194	487	487	165	175	183	188	263
		Wgt N	973	154	259	203	300	56	486	487	193	172	211	170	227
	Preventing minors from getting marijuana	%	26.1	25.3	29.1	28.2	21.5	31.4	24.4	27.8	20.4	25.5	34.6	29.4	20.9
	Preventing people from driving after smoking marijuana	%	27.9	35.5	22.8	25.3	30.1	28.0	26.6	29.1	32.6	27.0	17.1	32.1	31.3
	Ensuring access to marijuana for pain relief	%	13.7	10.3	13.1	11.6	17.4	12.9	12.0	15.3	11.0	13.1	15.3	9.5	17.8
	Collecting the highest possible government revenues	%	6.5	9.1	5.3	8.3	4.9	6.3	7.8	5.1	10.9	9.8	5.4	2.8	4.0
	Marking marijuana easy to get	%	3.2	2.6	4.4	3.1	2.8	1.9	3.6	2.8	2.0	6.2	3.7	2.3	2.2
	Controlling organized crime	%	18.2	12.7	21.4	18.7	17.9	17.7	21.2	15.1	17.2	14.4	20.7	19.4	18.5
	Unsure	%	4.6	4.6	4.0	4.8	5.4	1.8	4.3	4.8	5.8	4.1	3.1	4.4	5.2

Nanos conducted an RDD dual frame (land- and cell- lines) hybrid telephone and online survey of 1,000 Ontario residents, 18 years of age or older, between August 3rd and 7th, 2016. The margin of error for a random survey of 1,000 Ontarians is ± 3.1 percentage points, 19 times out of 20.

www.nanosresearch.com