

Canadians' impressions of the governments response to Syrian refugee crisis

National survey released May, 2016

Project 2016-832A

THE GLOBE AND MAIL 

 **NANOS SURVEY**



Support strong for federal policies on Syrian refugees – Canadians feel resources are lacking

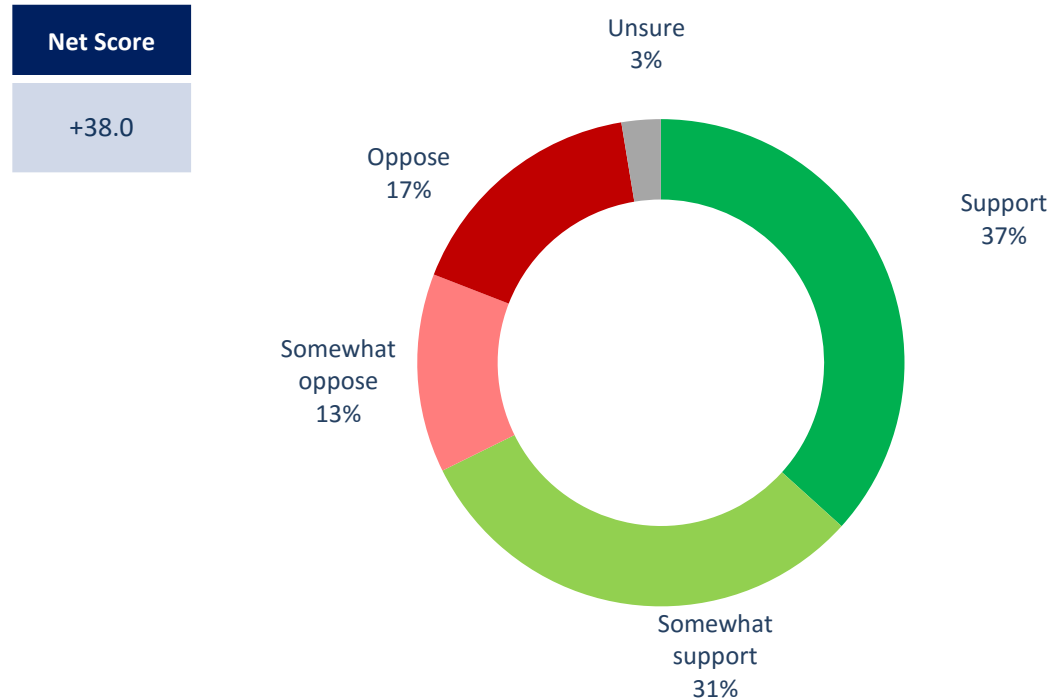
Overall, Canadians support the government's response to the Syrian refugee crisis. They say that the government is moving at about the right pace or too quickly when it comes to resettlement and they support the government's plan to resettle more than 26,000 refugees and prioritize 10,000 privately sponsored refugee applications. However, many Canadians think that there are not enough resources in communities to support resettlement.

- **Canadians support the government's response to the Syrian refugee crisis** – A majority of Canadians support (37%) or somewhat support (31%) the government's overall response to the Syrian refugee crisis. Nearly a third either somewhat oppose (13%) or oppose (17%) it. Three per cent of Canadians are undecided.
- **Canadians think the government is moving at the right pace in terms of resettling refugees** – Marginally more Canadians say that the government is moving at the right pace (44%) when it comes to resettling Syrian refugees, than say that it is moving too quickly (39%). Only 10% of Canadians say it is moving too slowly, while eight per cent are unsure.
- **Support high for resettling more than 26,000 refugees** – Six in ten Canadians say that they either support (36%) or somewhat support (24%) the federal government's decision to resettle more than 26,000 Syrian refugees. Just over a third oppose (22%) or somewhat oppose (15%) this decision, while three per cent are unsure.
- **Support high for prioritizing the resettlement of 10,000 privately sponsored refugees** – Approximately two thirds of Canadians support (35%) or somewhat support (29%) the federal government's recently announced plan to prioritize 10,000 privately-sponsored Syrian refugee applications, while nearly a third oppose (18%) or somewhat oppose (12%) it. Five per cent said they were unsure about the plan.
- **Canadians say there is a lack of resources needed to resettle Syrian refugees in communities** – Three fifths of Canadians disagree (34%) or somewhat disagree (27%) that communities have all of the resources, such as access to housing, language training and social services, they need to resettle Syrian refugees. A third of Canadians say they either somewhat agree (24%) or agree (9%) with this statement. Six per cent said they were unsure.

These observations are based on an RDD dual frame (land- and cell-lines) hybrid telephone and online random survey of 1,000 Canadians, 18 years of age or older, between April 28th to May 3rd, 2016 as part of an omnibus survey. The margin of error for a random survey of 1,000 Canadians is ± 3.1 percentage points, 19 times out of 20.

Government's response to the Syrian refugee crisis

Source: The Globe and Mail/Nanos Research, RDD dual frame hybrid telephone and online random survey, April 28th to May 3rd, 2016, n=1000, accurate 3.1 percentage points plus or minus, 19 times out of 20.



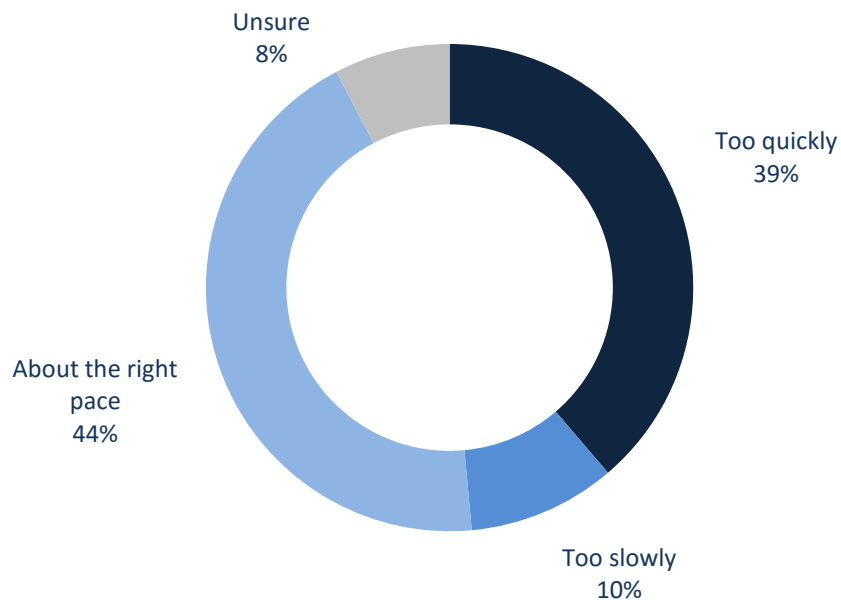
*Note: Charts may not add up to 100 due to rounding

Subgroups	Support/ Somewhat support
Atlantic (n=100)	80.2%
Quebec (n=250)	66.7%
Ontario (n=300)	65.6%
Prairies (n=200)	61.0%
British Columbia (n=150)	74.5%
Male (n=500)	64.4%
Female (n=500)	71.0%
18 to 29 (n=155)	64.5%
30 to 39 (n=156)	65.7%
40 to 49 (n=211)	69.6%
50 to 59 (n=240)	62.0%
60 plus (n=238)	74.7%

QUESTION – Do you support, somewhat support, somewhat oppose or oppose the federal government's overall response to the Syrian refugee crisis?

Pace of government resettling refugees

Source: The Globe and Mail/Nanos Research, RDD dual frame hybrid telephone and online random survey, April 28th to May 3rd, 2016, n=1000, accurate 3.1 percentage points plus or minus, 19 times out of 20.



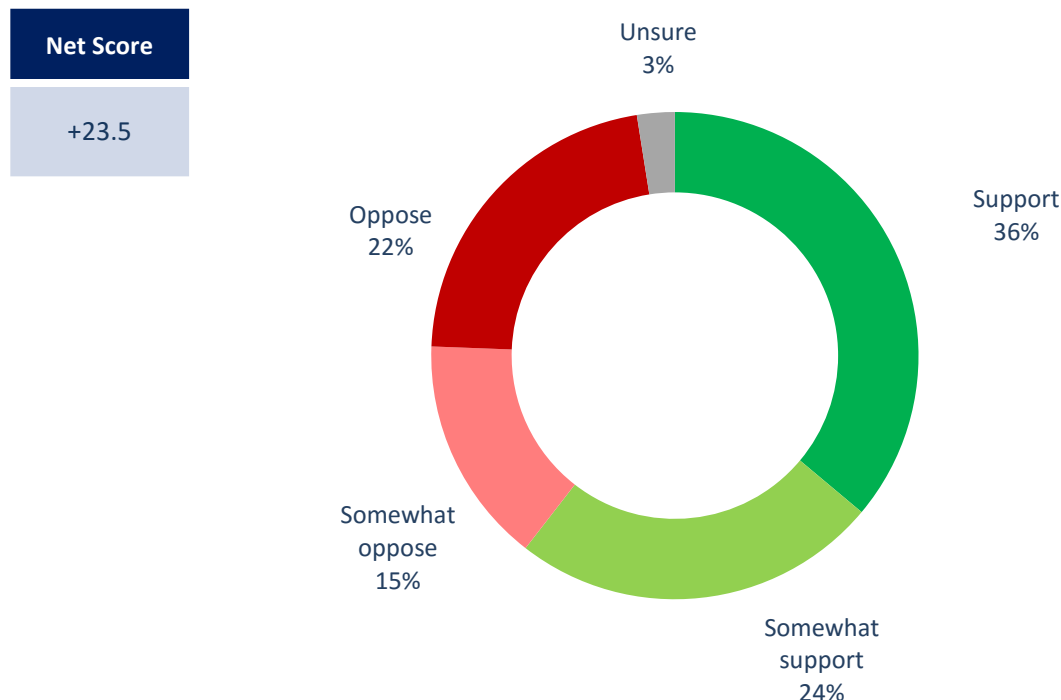
*Note: Charts may not add up to 100 due to rounding

Subgroups	About the right pace
Atlantic (n=100)	50.0%
Quebec (n=250)	39.2%
Ontario (n=300)	46.1%
Prairies (n=200)	38.6%
British Columbia (n=150)	49.1%
Male (n=500)	44.0%
Female (n=500)	43.5%
18 to 29 (n=155)	40.6%
30 to 39 (n=156)	45.6%
40 to 49 (n=211)	43.5%
50 to 59 (n=240)	38.9%
60 plus (n=238)	48.9%

QUESTION – Do you think the government is moving too quickly, at the right pace or too slowly when it comes to resettling Syrian refugees in Canada?

Decision to resettle 26,000 Syrian refugees

Source: The Globe and Mail/Nanos Research, RDD dual frame hybrid telephone and online random survey, April 28th to May 3rd, 2016, n=1000, accurate 3.1 percentage points plus or minus, 19 times out of 20.



*Note: Charts may not add up to 100 due to rounding

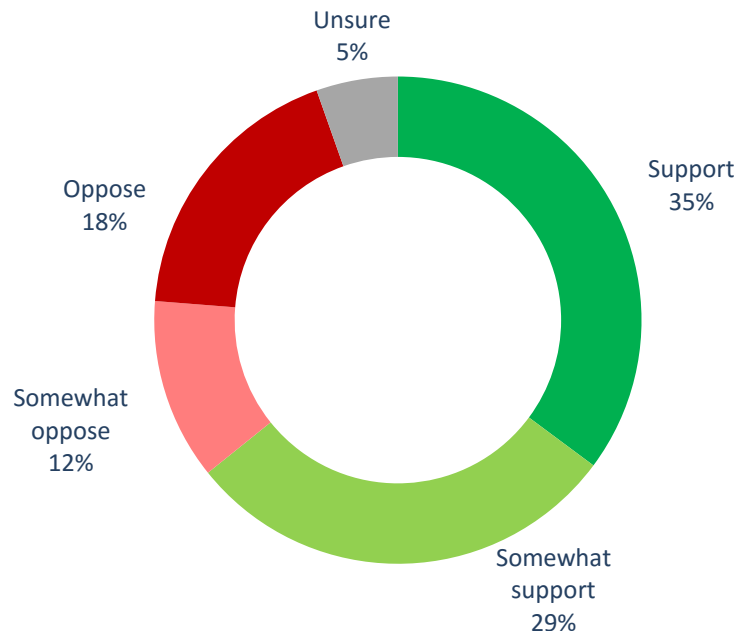
Subgroups	Support/ Somewhat support
Atlantic (n=100)	76.2%
Quebec (n=250)	59.5%
Ontario (n=300)	57.2%
Prairies (n=200)	53.4%
British Columbia (n=150)	67.9%
Male (n=500)	57.9%
Female (n=500)	63.0%
18 to 29 (n=155)	62.0%
30 to 39 (n=156)	57.6%
40 to 49 (n=211)	60.5%
50 to 59 (n=240)	56.6%
60 plus (n=238)	64.1%

QUESTION – The federal government has resettled more than 26,000 Syrian refugees since December 2015, with plans of resettling thousands more this year. Do you support, somewhat support, somewhat oppose or oppose the decision to resettle more than 26,000 Syrian refugees?

Government prioritization of privately sponsored Syrian refugees

Source: The Globe and Mail/Nanos Research, RDD dual frame hybrid telephone and online random survey, April 28th to May 3rd, 2016, n=1000, accurate 3.1 percentage points plus or minus, 19 times out of 20.

Net Score
+33.8



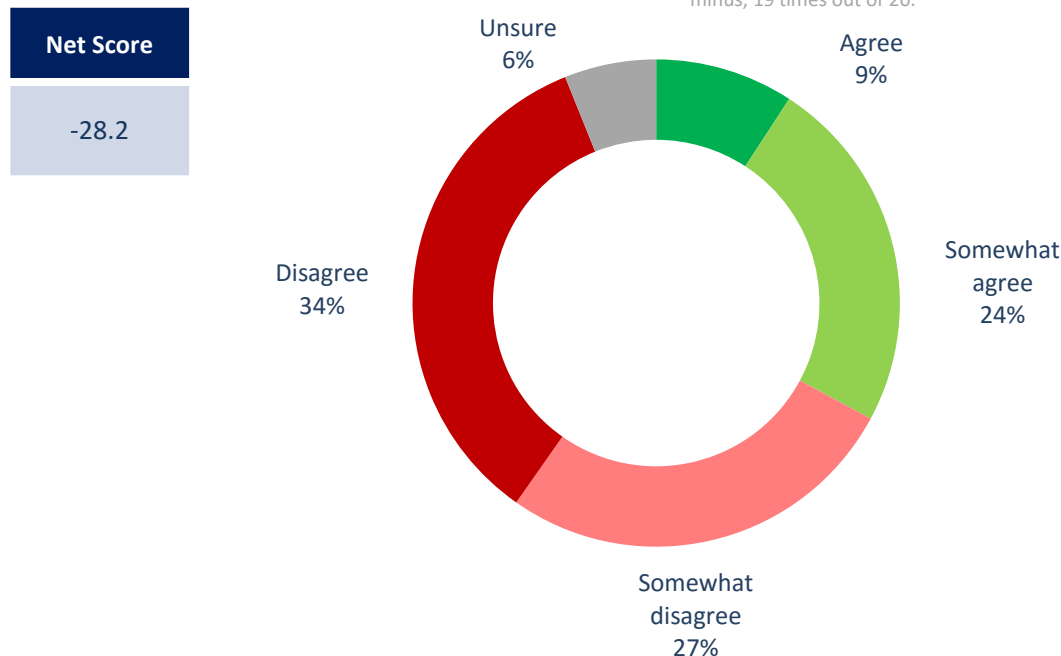
*Note: Charts may not add up to 100 due to rounding

Subgroups	Support/ Somewhat support
Atlantic (n=100)	73.9%
Quebec (n=250)	63.3%
Ontario (n=300)	64.4%
Prairies (n=200)	58.5%
British Columbia (n=150)	66.3%
Male (n=500)	63.0%
Female (n=500)	65.4%
18 to 29 (n=155)	58.9%
30 to 39 (n=156)	58.9%
40 to 49 (n=211)	64.5%
50 to 59 (n=240)	63.5%
60 plus (n=238)	72.7%

QUESTION – Do you support, somewhat support, somewhat oppose or oppose the federal government’s recently announced plan to prioritize 10,000 privately-sponsored Syrian refugee applications, so they can arrive by the end of 2016 or the beginning of 2017?

Communities have all the resources needed to resettle refugees

Source: The Globe and Mail/Nanos Research, RDD dual frame hybrid telephone and online random survey, April 28th to May 3rd, 2016, n=1000, accurate 3.1 percentage points plus or minus, 19 times out of 20.



*Note: Charts may not add up to 100 due to rounding

Subgroups	Disagree/ Somewhat disagree
Atlantic (n=100)	53.6%
Quebec (n=250)	55.3%
Ontario (n=300)	62.3%
Prairies (n=200)	69.1%
British Columbia (n=150)	62.7%
Male (n=500)	60.0%
Female (n=500)	62.2%
18 to 29 (n=155)	63.9%
30 to 39 (n=156)	58.7%
40 to 49 (n=211)	60.3%
50 to 59 (n=240)	60.0%
60 plus (n=238)	62.0%

QUESTION – Do you agree, somewhat agree, somewhat disagree or disagree that communities have all of the resources, such as access to housing, language training and social services, they need to resettle Syrian refugees?



Methodology

Methodology

Nanos conducted an RDD dual frame (land- and cell-lines) hybrid telephone and online random survey of 1,000 Canadians, 18 years of age or older, between April 28th to May 3rd, 2016 as part of an omnibus survey. Participants were randomly recruited by telephone using live agents and administered a survey online. The sample included both land- and cell-lines across Canada. The results were statistically checked and weighted by age and gender using the latest Census information and the sample is geographically stratified to be representative of Canada.

Individuals randomly called using random digit dialling with a maximum of five call backs.

The margin of error for a random survey of 1,000 Canadians is ± 3.1 percentage points, 19 times out of 20.

The data presented in this research is part of a joint project by The Globe and Mail and Nanos Research.

Note: Charts may not add up to 100 due to rounding.

Technical Note

Element	Description
Organization who commissioned the research	Globe and Mail
Final Sample Size	1,000 Randomly selected individuals.
Margin of Error	±3.1 percentage points, 19 times out of 20.
Mode of Survey	RDD dual frame (land- and cell-lines) hybrid telephone and online omnibus survey
Sampling Method Base	The sample included both land- and cell-lines RDD (Random Digit Dialed) across Canada.
Demographics (Captured)	Atlantic Canada, Quebec, Ontario, Prairies, British Columbia; Men and Women; 18 years and older. Six digit postal code was used to validate geography.
Demographics (Other)	Age, gender, education, income
Fieldwork/Validation	Live interviews with live supervision to validate work as per the MRIA Code of Conduct
Number of Calls/	Maximum of five call backs.
Time of Calls	Individuals were called between 12-5:30 pm and 6:30-9:30pm local time for the respondent.
Field Dates	April 28 th to May 3 rd , 2016.
Language of Survey	The survey was conducted in both English and French.

Element	Description
Weighting of Data	The results were weighted by age and gender using the latest Census information (2014) and the sample is geographically stratified to ensure a distribution across all regions of Canada. See tables for full weighting disclosure
Screening	Screening ensured potential respondents did not work in the market research industry, in the advertising industry, in the media or a political party prior to administering the survey to ensure the integrity of the data.
Excluded Demographics	Individuals younger than 18 years old; individuals without land or cell line could not participate.
Stratification	By age and gender using the latest Census information (2014) and the sample is geographically stratified to be representative of Canada. Smaller areas such as Atlantic Canada were marginally oversampled to allow for a minimum regional sample.
Estimated Response Rate	12% per cent, consistent with industry norms.
Question Order	Question order in the preceding report reflects the order in which they appeared in the original questionnaire.
Question Content	This was module four of an omnibus survey. The modules preceding these questions included top unprompted national issues of concern, vote preferences, the monarchy and interest in the leadership races of the NDP and Conservatives.
Question Wording	The questions in the preceding report are written exactly as they were asked to individuals.
Survey Company	Nanos Research
Contact	Contact Nanos Research for more information or with any concerns or questions. http://www.nanosresearch.com Telephone:(613) 234-4666 ext. Email: info@nanosresearch.com.

About Nanos

Nanos is one of North America's most trusted research and strategy organizations. Our team of professionals is regularly called upon by senior executives to deliver superior intelligence and market advantage whether it be helping to chart a path forward, managing a reputation or brand risk or understanding the trends that drive success. Services range from traditional telephone surveys, through to elite in-depth interviews, online research and focus groups. Nanos clients range from Fortune 500 companies through to leading advocacy groups interested in understanding and shaping the public landscape. Whether it is understanding your brand or reputation, customer needs and satisfaction, engaging employees or testing new ads or products, Nanos provides insight you can trust.



View our brochure

Nik Nanos FMRIA

Chairman, Nanos Research Group
Ottawa (613) 234-4666 ext. 237
Washington DC (202) 697-9924
nnanos@nanosresearch.com

Richard Jenkins

Vice President, Nanos Research
Ottawa (613) 234-4666 ext. 230
rjenkins@nanosresearch.com





Tabulations



2016-832A – Globe and Mail/Nanos Survey – Syrian Refugees - STAT SHEET

			Region						Gender		Age				
			Canada 2016-04	Atlantic Canada	Quebec	Ontario	Prairies	British Columbia	Male	Female	18 to 29	30 to 39	40 to 49	50 to 59	60 plus
Question - Do you support, somewhat support, somewhat oppose or oppose the federal government's overall response to the Syrian refugee crisis?	Total	Unwgt N	1000	100	250	300	200	150	500	500	155	156	211	240	238
		Wgt N	1000	100	250	300	200	150	500	500	205	169	208	178	239
	Support	%	36.7	42.1	33.4	38.0	32.0	42.4	33.4	40.0	30.6	33.9	33.7	36.9	46.5
	Somewhat support	%	31.0	38.1	33.3	27.6	29.0	32.1	31.0	31.0	33.9	31.8	35.9	25.1	28.2
	Somewhat oppose	%	13.2	8.3	14.4	15.1	14.6	9.1	16.1	10.4	11.5	15.0	12.3	13.2	14.4
	Oppose	%	16.5	10.4	16.0	16.1	22.4	14.2	18.0	15.0	18.8	17.7	14.8	24.0	9.5
	Unsure	%	2.6	1.2	3.0	3.3	2.0	2.2	1.6	3.6	5.3	1.6	3.4	.8	1.5

Nanos conducted an RDD dual frame (land- and cell- lines) hybrid telephone and online random survey of 1,000 Canadians, 18 years of age or older, between April 28th to May 3rd, 2016. The sample included both land- and cell-lines across Canada. The margin of error for a random survey of 1,000 Canadians is ± 3.1 percentage points, 19 times out of 20.

www.nanosresearch.com



2016-832A – Globe and Mail/Nanos Survey – Syrian Refugees - STAT SHEET

			Region						Gender		Age				
			Canada 2016-04	Atlantic Canada	Quebec	Ontario	Prairies	British Columbia	Male	Female	18 to 29	30 to 39	40 to 49	50 to 59	60 plus
Question - Do you think the government is moving too quickly, at the right pace or too slowly when it comes to resettling Syrian refugees in Canada?	Total	Unwgt N	1000	100	250	300	200	150	500	500	155	156	211	240	238
		Wgt N	1000	100	250	300	200	150	500	500	205	169	208	178	239
	Too quickly	%	38.7	29.3	40.8	40.0	43.9	31.8	39.8	37.5	38.8	40.2	36.2	45.2	34.9
	Too slowly	%	9.8	11.6	10.7	7.9	8.7	12.5	7.2	12.5	12.1	7.4	9.3	9.8	10.1
	About the right pace	%	43.7	50.0	39.2	46.1	38.6	49.1	44.0	43.5	40.6	45.6	43.5	38.9	48.9
	Unsure	%	7.7	9.0	9.2	6.0	8.7	6.6	9.0	6.4	8.5	6.7	11.0	6.1	6.2

Nanos conducted an RDD dual frame (land- and cell- lines) hybrid telephone and online random survey of 1,000 Canadians, 18 years of age or older, between April 28th to May 3rd, 2016. The sample included both land- and cell-lines across Canada. The margin of error for a random survey of 1,000 Canadians is ± 3.1 percentage points, 19 times out of 20.

www.nanosresearch.com



2016-832A – Globe and Mail/Nanos Survey – Syrian Refugees - STAT SHEET

Support/Oppose [ROTATE QUESTIONS]

			Region						Gender		Age				
			Canada 2016-04	Atlantic Canada	Quebec	Ontario	Prairies	British Columbia	Male	Female	18 to 29	30 to 39	40 to 49	50 to 59	60 plus
Question - The federal government has resettled more than 26,000 Syrian refugees since December 2015, with plans of resettling thousands more this year. Do you support, somewhat support, somewhat oppose or oppose the decision to resettle more than 26,000 Syrian refugees?	Total	Unwgt N	1000	100	250	300	200	150	500	500	155	156	211	240	238
		Wgt N	1000	100	250	300	200	150	500	500	205	169	208	178	239
	Support	%	36.1	50.9	31.2	34.2	31.3	44.7	34.1	38.1	36.2	34.7	34.1	33.9	40.3
	Somewhat support	%	24.4	25.3	28.3	23.0	22.1	23.2	23.8	24.9	25.8	22.9	26.4	22.7	23.8
	Somewhat oppose	%	15.1	12.9	16.3	18.0	12.5	12.3	17.3	12.9	14.7	17.0	14.0	15.0	15.2
	Oppose	%	21.9	8.8	22.9	22.8	28.0	19.0	22.7	21.1	19.5	24.7	20.9	26.8	19.2
	Unsure	%	2.5	2.1	1.3	2.1	6.2	.8	2.2	2.8	3.8	.8	4.6	1.6	1.4

Nanos conducted an RDD dual frame (land- and cell- lines) hybrid telephone and online random survey of 1,000 Canadians, 18 years of age or older, between April 28th to May 3rd, 2016. The sample included both land- and cell-lines across Canada. The margin of error for a random survey of 1,000 Canadians is ± 3.1 percentage points, 19 times out of 20.

www.nanosresearch.com



2016-832A – Globe and Mail/Nanos Survey – Syrian Refugees - STAT SHEET

Support/Oppose [ROTATE QUESTIONS]

			Region						Gender		Age				
			Canada 2016-04	Atlantic Canada	Quebec	Ontario	Prairies	British Columbia	Male	Female	18 to 29	30 to 39	40 to 49	50 to 59	60 plus
Question - Do you support, somewhat support, somewhat oppose or oppose the federal government's recently announced plan to prioritize 10,000 privately-sponsored Syrian refugee applications, so they can arrive by the end of 2016 or the beginning of 2017?	Total	Unwgt N	1000	100	250	300	200	150	500	500	155	156	211	240	238
		Wgt N	1000	100	250	300	200	150	500	500	205	169	208	178	239
		Mean	2.30	2.08	2.33	2.25	2.54	2.17	2.35	2.25	2.53	2.41	2.34	2.25	2.02
	Support	%	35.1	43.3	32.5	36.3	26.8	42.8	32.6	37.7	27.0	30.9	33.3	36.5	45.7
	Somewhat support	%	29.0	30.6	30.8	28.1	31.7	23.5	30.4	27.7	31.9	28.0	31.2	27.0	27.0
	Somewhat oppose	%	12.0	9.0	12.6	13.4	10.6	12.4	12.7	11.4	13.1	15.7	9.3	13.5	9.9
	Oppose	%	18.3	9.0	19.3	18.3	23.1	16.9	18.4	18.3	17.0	19.9	21.0	20.7	14.3
	Unsure	%	5.4	8.1	4.9	3.9	7.9	4.5	5.9	5.0	11.1	5.5	5.3	2.3	3.0

Nanos conducted an RDD dual frame (land- and cell- lines) hybrid telephone and online random survey of 1,000 Canadians, 18 years of age or older, between April 28th to May 3rd, 2016. The sample included both land- and cell-lines across Canada. The margin of error for a random survey of 1,000 Canadians is ± 3.1 percentage points, 19 times out of 20.

www.nanosresearch.com



2016-832A – Globe and Mail/Nanos Survey – Syrian Refugees - STAT SHEET

			Region						Gender		Age				
			Canada 2016-04	Atlantic Canada	Quebec	Ontario	Prairies	British Columbia	Male	Female	18 to 29	30 to 39	40 to 49	50 to 59	60 plus
Question - Do you agree, somewhat agree, somewhat disagree or disagree that communities have all of the resources, such as access to housing, language training and social services, they need to resettle Syrian refugees?	Total	Unwgt N	1000	100	250	300	200	150	500	500	155	156	211	240	238
		Wgt N	1000	100	250	300	200	150	500	500	205	169	208	178	239
	Agree	%	9.2	8.1	9.7	11.2	6.5	8.5	8.9	9.4	8.4	11.8	8.8	10.2	7.5
	Somewhat agree	%	23.7	34.1	26.4	22.2	19.0	21.4	24.4	22.9	21.7	22.3	25.8	24.4	23.9
	Somewhat disagree	%	26.9	32.3	22.6	26.4	31.4	25.5	27.7	26.1	32.8	25.8	24.2	21.4	29.1
	Disagree	%	34.2	21.3	32.7	35.9	37.7	37.2	32.3	36.1	31.1	32.9	36.1	38.6	32.9
	Unsure	%	6.1	4.1	8.6	4.4	5.4	7.4	6.6	5.5	6.0	7.2	5.1	5.4	6.6

Nanos conducted an RDD dual frame (land- and cell- lines) hybrid telephone and online random survey of 1,000 Canadians, 18 years of age or older, between April 28th to May 3rd, 2016. The sample included both land- and cell-lines across Canada. The margin of error for a random survey of 1,000 Canadians is ± 3.1 percentage points, 19 times out of 20.

www.nanosresearch.com