

# Impressions of the Northern Gateway Pipeline

Energy Community Studies – Kitimat Summary

submitted by Nanos to the University of Ottawa's Institute for Science, Society and Policy, August 2016  
(Submission 2016-784)



# About the Positive Energy Project

The research that has been conducted for the Positive Energy Project is part of the University of Ottawa's Positive Energy project on community responses to energy development in Canada. The main goal for the positive energy project is to find the best ways to get support for energy development in Canada. The following research looks at factors that affect satisfaction at the local community level in the energy infrastructure siting process in Canada. Respondents were asked their views on the Northern Gateway Pipeline and energy issues, their confidence in public authorities and agreement with decisions of public authorities, as well as factors affecting their levels of satisfaction for the assessment process.

The project partners include Canada West Foundation and Nanos Research.





# Slim majority of Kitimat residents support or somewhat support the Northern Gateway Pipeline



## Views on project and energy issues

Knowledge of energy projects among Kitimat residents is fairly high, and the vast majority are aware of the Northern Gateway Pipeline. A comfortable majority take interest in the Northern Gateway Pipeline and just over half support or somewhat support the pipeline.

- **Residents of Kitimat have mixed knowledge about energy projects** – Asked to describe their knowledge about energy projects in general, nearly two in three Kitimat residents say they have high (21%) or somewhat high (44%) knowledge, compared over one in three who say they have low (12%) or somewhat low (23%) knowledge.
- **Most residents are aware of the Northern Gateway Pipeline** – Ninety-eight per cent of the residents of Kitimat declare having heard of the Northern Gateway Pipeline, while two per cent have not.
- **A comfortable majority are interested in the local energy project** – Almost nine out of ten residents of Kitimat have high (53%) or somewhat high (36%) interest in the Northern Gateway Pipeline, while eight per cent have somewhat low interest and three per cent very low interest.
- **Over half of residents support or somewhat support the Northern Gateway Pipeline** – More than one in two Kitimat residents support (42%) or somewhat support (12%) the Northern Gateway Pipeline, while four in ten oppose (34%) or somewhat oppose (six per cent) it. Six per cent are unsure about the energy project.
- **A majority of Kitimat residents say their views on the project have not changed** – Sixty-three per cent say their views of the Northern Gateway Pipeline have not changed, while just over two out of ten say they were unsure before and now support the project (11%) or were unsure before and now oppose it (10%). Seven per cent say they were unsure before and remain unsure, four per cent say they opposed the project at one time and now support it, three per cent supported the project at one time and now oppose it, and two per cent had an opinion before and are now unsure.



- **Three in ten residents say the reason behind their view on the Northern Gateway Pipeline is that the project is necessary for local energy and development, the economy, and the creation of jobs** – Thirty-one per cent of Kitimat residents say the reason for their opinion on the Northern Gateway Pipeline is that it is a necessary project for local energy, development and economy/creation of jobs/good for community, followed by 20 per cent who say environmental impact/potential for a pipeline leak when shipping oil/noise and health concerns. Other top mentions also included don't know enough about the project/not enough information provided at time (nine per cent), bad location/dangerous/unnecessary/makes no sense (eight per cent), project unfolded as expected/rational choice/received enough information/support it (eight per cent), and resources should stay in Canada/need to get oil to the market/threat to economy/risks vs benefits (six per cent).

### **Confidence in public authorities**

Overall, Kitimat residents have a fairly low level of confidence in public authorities, even though they rank the federal or provincial government as the top entity who should be responsible for providing information about new energy projects.

- **Majority of residents disagree or somewhat disagree about trusting authorities making decisions about energy projects** – Over one in two residents who have heard of the Northern Gateway Pipeline disagree (37%) or somewhat disagree (17%) about trusting public authorities making decisions about energy projects, compared to 24 per cent who somewhat agree and 21 per cent who agree. Two per cent are unsure.
- **Just under half of residents disagree or somewhat disagree that fair compensation is provided for those affected by the Northern Gateway Pipeline** – A little under half of residents who have heard of the Northern Gateway Pipeline disagree (29%) or somewhat disagree (17%) that fair compensation is provided for those directly affected by noise problems, air quality, and visual impacts to the community related to the Northern Gateway Pipeline. Twenty-four per cent of those who have heard of the project agree with this, while 17 per cent somewhat agree and 12 per cent are unsure.
- **A comfortable majority of residents agree or somewhat agree that public authorities respect indigenous communities in their decision processes** – Over six in ten residents who have heard of the Northern Gateway Pipeline agree (37%) or somewhat agree (26%) that public authorities respect indigenous communities in their decision processes about energy projects. Eleven per cent somewhat disagree with this and 23 per cent disagree. Three per cent are unsure.



- **Residents are divided towards regulators making decisions about energy projects independent of government and industry** – About one in two residents who have heard of the Northern Gateway Pipeline agree (23%) or somewhat agree (23%) that regulators make decision about energy projects that are independent of government and industry. Thirty-four per cent disagree with this and 12 per cent somewhat disagree. Eight per cent are unsure.
- **Three in ten residents rank the federal or provincial government as the top entities responsible for providing information to communities** – When asked to pick the top two entities who should be responsible for providing information about a new energy project to community members, residents who have heard of Northern Gateway Pipeline ranked the federal or provincial government as their first response (33%), followed by energy company proposing the project (22%), non-governmental organization (20%), municipal government (12%), and energy regulator (nine per cent). Their top second ranked response were federal or provincial government (28%), municipal government (18%), energy company proposing the project (17%), energy regulator (16%), and non-governmental organization (14%).

### Impact and process

While a majority of residents believe the Northern Gateway Pipeline will have a negative impact in terms of the environment and pose an increased risk to their community, they agree it will increase local jobs and result in financial benefits, and disagree that it will decrease property values.

- **Nearly three in four residents agree or somewhat agree that the pipeline increases the risk of an accident that could significantly harm their community** – Just under three in four residents who have heard of the Northern Gateway Pipeline agree (55%) or somewhat agree (19%) that the pipeline increases the risk of an accident that could significantly harm their community. Six per cent somewhat disagree with this statement, while 18 per cent disagree. Two per cent are unsure.
- **A majority of residents agree or somewhat agree that the Northern Gateway Pipeline creates local jobs** – Nearly eight in ten residents who have heard of the Northern Gateway Pipeline agree (65%) or somewhat agree (12%) that the pipeline creates local jobs, while seven per cent somewhat disagree with this, and 16 per cent disagree. One per cent are unsure.
- **Most residents agree or somewhat agree that the Northern Gateway Pipeline risks harming the local environment in their community** – The majority of residents who have heard of the Northern Gateway Pipeline agree (57%) or somewhat agree (19%) that the pipeline risks harming the local environment within their community. Five per cent somewhat disagree and 18 per cent disagree. One per cent are unsure.



- **Three in four residents agree or somewhat agree that the pipeline risks harming the environment beyond their community** – Three in four residents who have heard of the Northern Gateway Pipeline agree (57%) or somewhat agree (18%) that the pipeline risks harming the environment beyond their community. Six per cent somewhat disagree, while 16 per cent disagree with this statement. Three per cent are unsure.
- **Nearly eight in ten residents agree or somewhat agree that the pipeline results in financial benefits to their municipal government** – Almost eight in ten residents who have heard of the Northern Gateway Pipeline agree (59%) or somewhat agree (17%) that the pipeline results in financial benefits for their municipal government. Five per cent somewhat disagree and 14 per cent disagree. Four per cent are unsure.
- **A large majority of residents agree or somewhat agree that the Northern Gateway Pipeline results in financial benefits for their provincial or federal government** – Nearly nine in ten residents who have heard of the Northern Gateway Pipeline either agree (74%) or somewhat agree (12%) that the pipeline results in financial benefits for their provincial or federal government. Three per cent somewhat disagree and eight per cent disagree. Three per cent are unsure.
- **Almost six in ten residents agree or somewhat agree that the Northern Gateway Pipeline respects indigenous communities** – Nearly six in ten residents who have heard of the Northern Gateway Pipeline agree (42%) or somewhat agree (14%) that the pipeline respects indigenous communities. Eleven per cent somewhat disagree and 29 per cent disagree with this statement. Four per cent are unsure.
- **Almost six in ten residents disagree or somewhat disagree that the Northern Gateway Pipeline has a negative impact on property values** – Nearly six in ten residents who have heard of the Northern Gateway Pipeline disagree (48%) or somewhat disagree (10%) that the pipeline has a negative impact on property values. Thirteen per cent somewhat agree and 24 per cent agree with this statement, while five per cent are unsure.
- **Four in ten residents disagree or somewhat disagree that public authorities made the right decision about the Northern Gateway Pipeline** – Four out of ten residents who have heard of the Northern Gateway Pipeline disagree (30%) or somewhat disagree (10%) that the public authorities have made the right decision about the pipeline. Fourteen per cent somewhat agree and 21 per cent agree. Twenty-six per cent are unsure.





- **Just over half of residents agree or somewhat agree that community concerns were taken into account for the decision regarding the Northern Gateway Pipeline** – Slightly more than half of residents who have heard of the Northern Gateway Pipeline agree (35%) or somewhat agree (20%) that community concerns were taken into account for the decision about the pipeline. Fifteen per cent somewhat disagree and 26 per cent disagree with this. Five per cent are unsure.
- **Slightly less than half of residents agree or somewhat agree that decisions made regarding the Northern Gateway Pipeline fairly distribute costs and benefits** – Just under half of residents who have heard of the Northern Gateway Pipeline agree (30%) or somewhat agree (16%) that decisions made regarding the Northern Gateway Pipeline fairly distribute costs and benefits. Six per cent somewhat disagree and 27 per cent disagree. Twenty-one per cent are unsure.
- **Nearly three in four residents agree or somewhat agree that information and decisions regarding the pipeline are made available in a timely manner** – Just under three in four residents who have heard of the Northern Gateway Pipeline agree (57%) or somewhat agree (17%) that information and decisions regarding the pipeline are made available in a timely manner. Five per cent somewhat disagree, 15 per cent disagree and six per cent are unsure.
- **Two in three residents agree or somewhat agree that early opportunities existed learn about and influence project decisions** – Two in three residents who have heard of the Northern Gateway Pipeline agree (44%) or somewhat agree (22%) that early opportunities existed to learn about and influence project decisions including the possibility that the Northern Gateway Pipeline would not proceed. Eight per cent somewhat disagree with this and 18 per cent disagree. Nine per cent are unsure.
- **The majority of residents agree or somewhat agree that opportunities existed to question project proponents in a public setting** – The majority of residents who have heard of the Northern Gateway Pipeline agree (63%) or somewhat agree (18%) that opportunities existed to question project proponents in a public setting (i.e. public meeting hearings, etc.) Six per cent somewhat disagree, and 11 per cent disagree with this statement. Two per cent are unsure.
- **A comfortable majority of residents agree or somewhat agree that the pipeline process was respectful of the local community** – A comfortable majority of residents who have heard of the Northern Gateway Pipeline agree (46%) or somewhat agree (17%) that the Northern Gateway Pipeline process was respectful of the local community. Ten per cent somewhat disagree and 23 per cent disagree with this. Four per cent are unsure.



## Perceptions of regulators

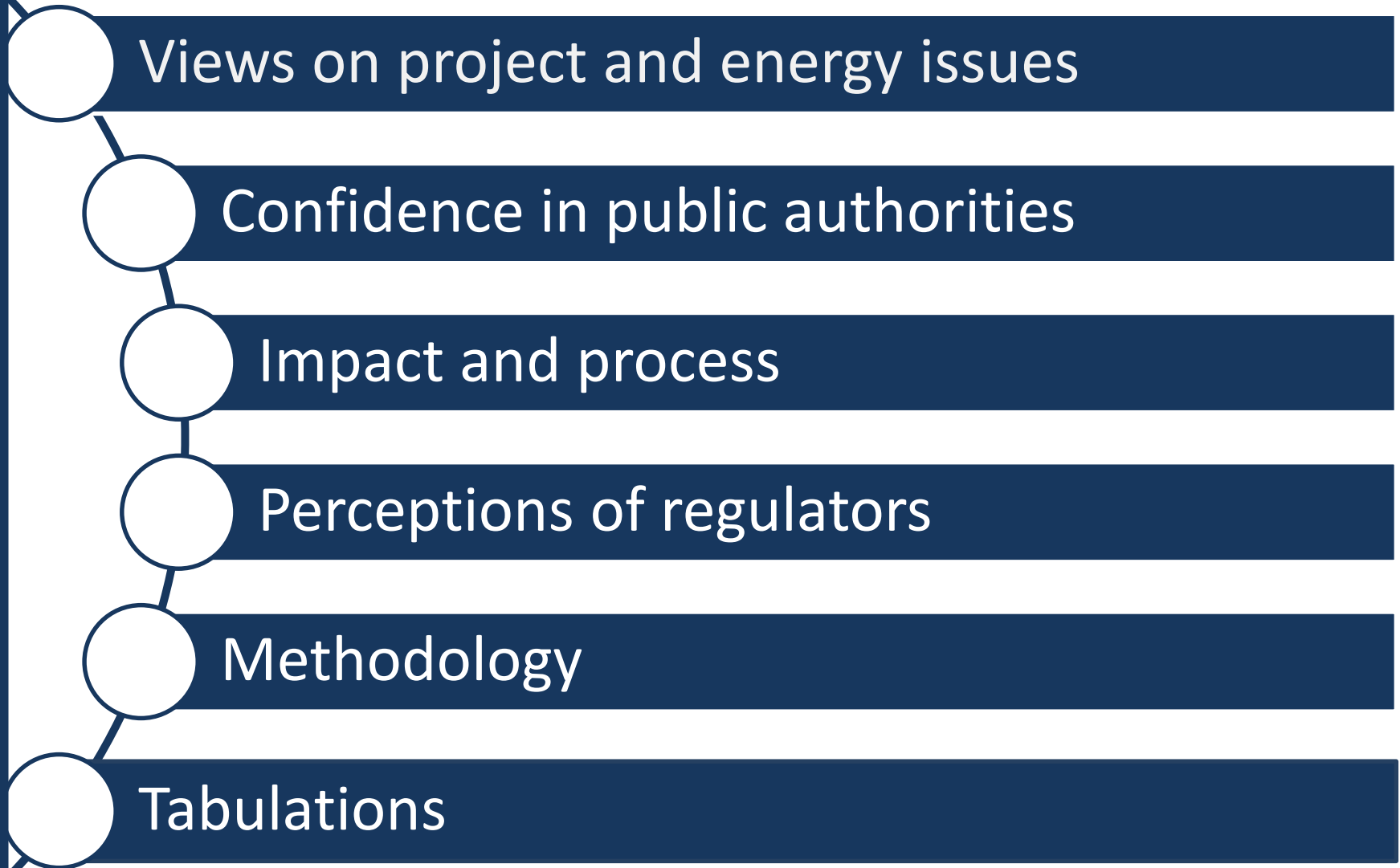
Generally residents are satisfied and somewhat satisfied that the regulatory process considered all relevant issues, but still feel that the environmental impact and concerns of the community should have been considered by the regulator. Residents generally feel that the responsibility for providing information about the pipeline should fall to either the federal or provincial government.

- **Just over half of residents are satisfied or somewhat satisfied that the regulatory process considered all relevant issues** – A little over half of residents who have heard of the Northern Gateway Pipeline are satisfied (28%) or somewhat satisfied (26%) that the regulatory process considered all relevant issues. Nine per cent are somewhat dissatisfied and 31 per cent are dissatisfied. Six per cent are unsure.
- **Residents say environmental impact/alternate energy sources and the concerns of the community should have been considered by the regulator** – Asked what else the regulator should have considered, 19 per cent of residents aware of the Northern Gateway Pipeline said they should have considered the environmental impact/marine aspect/pipeline leaks/alternate energy sources, followed by concerns of the community and those in opposition/municipal needs/risks and long-term impact (18%), and they considered everything/nothing left to be considered (11%). Also mentioned was that there could have been more information/lack of communication/further research should have been done (seven per cent), economy/jobs needed/increased cost/benefits (six per cent), First Nations concerns (five per cent), and process takes too long/should have done what they were going to do (five per cent). Four per cent mentioned the government is the issue/project was pushed too fast/jumping through hoops. Twenty-four per cent were unsure what else should have been considered.
- **Half of residents say the federal government should be responsible for providing information in regards to the Northern Gateway Pipeline** – Forty-nine per cent of residents who have heard of the Northern Gateway Pipeline say the federal government should be responsible for providing information regarding the pipeline. Thirty-four per cent say the provincial government should be responsible for this, while 10 per cent say the municipal government. Seven per cent are unsure.

Nanos conducted an RDD dual frame (land- and cell-lines) random telephone survey of 355 residents of Kitimat, 18 years of age or older, between July 29<sup>th</sup> and August 18<sup>th</sup>, 2016. Participants were randomly recruited by telephone using live agents and administered a survey. The sample included both land- and cell-lines across Kitimat. The margin of error for a random survey of 355 residents of Kitimat is  $\pm 5.3$  percentage points, 19 times out of 20. This study was commissioned by the University of Ottawa's Institute for Science, Society and Policy.



# *At a glance*

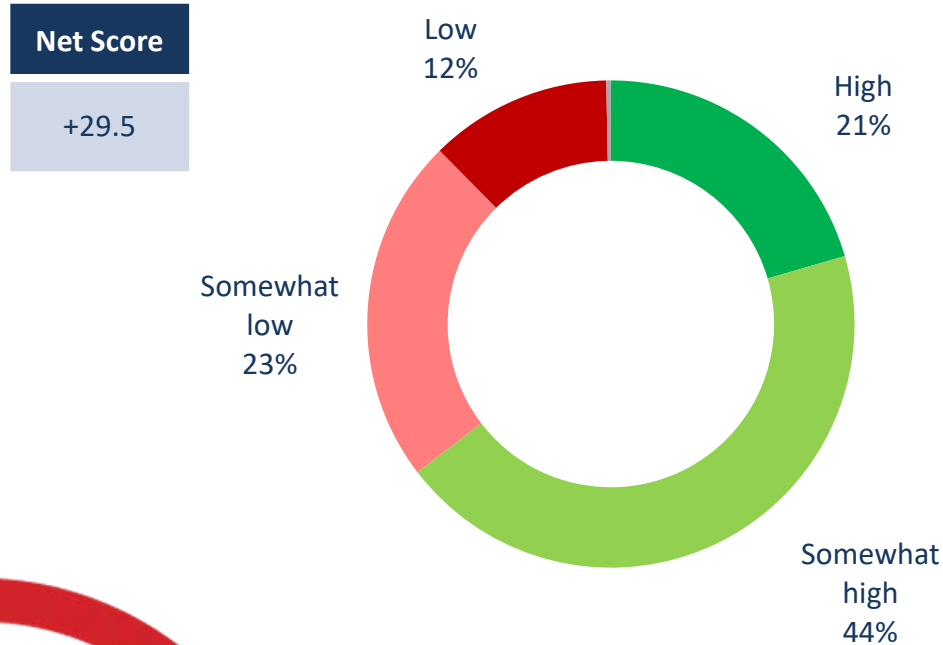


# 1.0 Views on project and energy issues



# Knowledge of energy projects in general

Source: Nanos Research, RDD dual frame random telephone survey, July 29<sup>th</sup> to August 18<sup>th</sup>, 2016, n=355 residents of Kitimat, accurate 5.3 percentage points plus or minus, 19 times out of 20.



Subgroups	High/ Somewhat high
Male (n=189)	74.0%
Female (n=166)	55.4%
18 to 34 (n=43)	60.7%
35 to 54 (n=122)	59.8%
55 plus (n=190)	72.2%

**\*Note:** Charts may not add up to 100 due to rounding

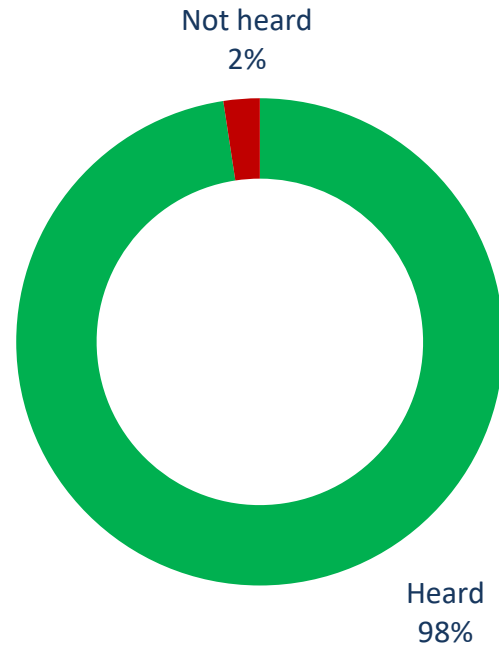
**QUESTION** – Would you describe your knowledge about energy projects in general as high, somewhat high, somewhat low or low?

# Awareness of Northern Gateway Pipeline

Source: Nanos Research, RDD dual frame random telephone survey, July 29<sup>th</sup> to August 18<sup>th</sup>, 2016, n=355 residents of Kitimat, accurate 5.3 percentage points plus or minus, 19 times out of 20.

Net Score

+95.2



Subgroups	Heard
Male (n=189)	97.8%
Female (n=166)	97.5%
18 to 34 (n=43)	95.8%
35 to 54 (n=122)	96.8%
55 plus (n=190)	99.5%

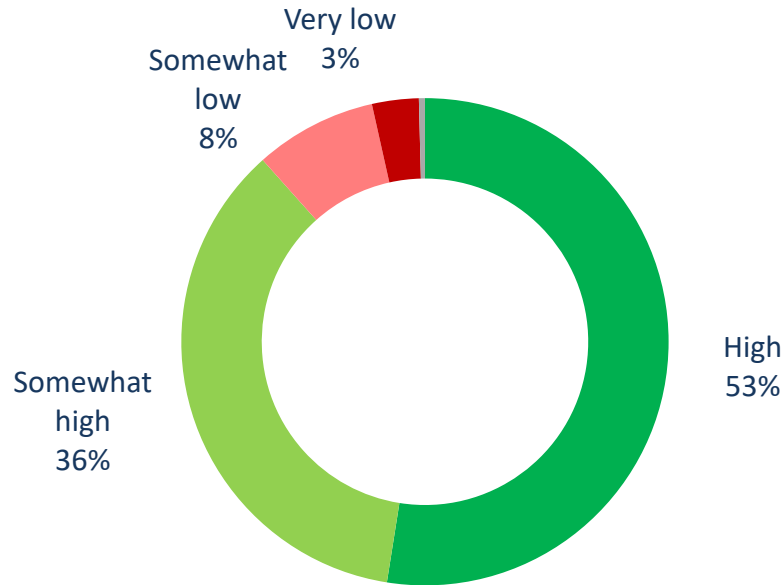
**\*Note: Charts may not add up to 100 due to rounding**

**QUESTION** – Prior to today, have you heard or not heard of the energy project known as the Northern Gateway Pipeline?

# Interest in decisions about Northern Gateway Pipeline

Source: Nanos Research, RDD dual frame random telephone survey, July 29<sup>th</sup> to August 18<sup>th</sup>, 2016, n=355 residents of Kitimat, accurate 5.3 percentage points plus or minus, 19 times out of 20.

**Net Score**  
**+77.2**



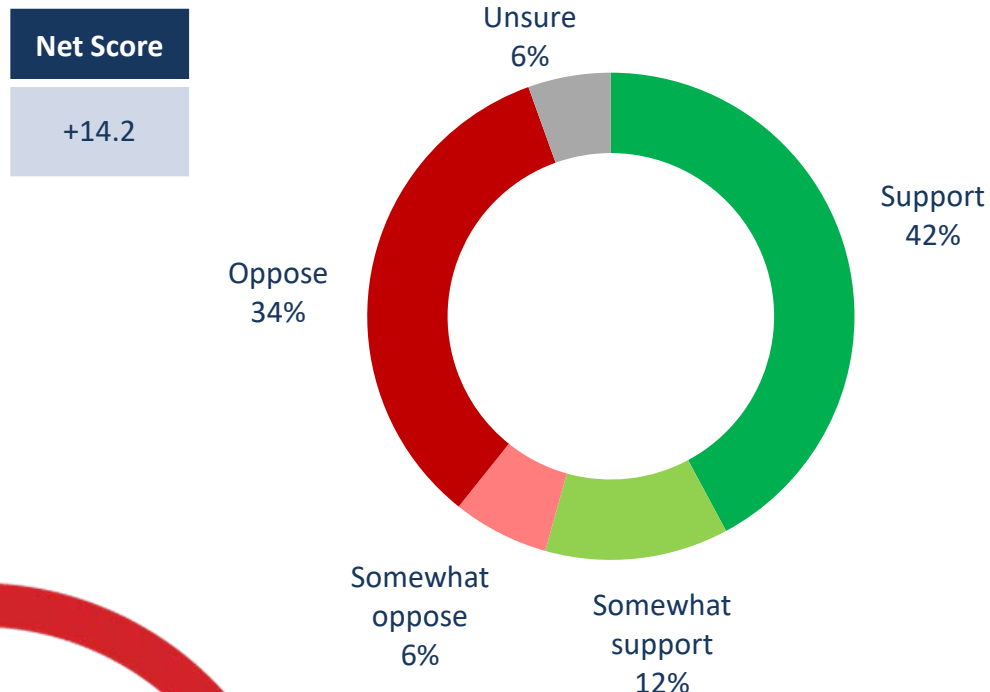
Subgroups	High/ Somewhat high
Male (n=185)	88.7%
Female (n=163)	88.1%
18 to 34 (n=41)	84.7%
35 to 54 (n=118)	87.7%
55 plus (n=189)	91.2%

**\*Note: Charts may not add up to 100 due to rounding**

**QUESTION** – [If heard of Northern Gateway Pipeline] Would you say your interest in decisions about the Northern Gateway Pipeline was high, somewhat high, somewhat low or very low?

# Support for Northern Gateway Pipeline

Source: Nanos Research, RDD dual frame random telephone survey, July 29<sup>th</sup> to August 18<sup>th</sup>, 2016, n=355 residents of Kitimat, accurate 5.3 percentage points plus or minus, 19 times out of 20.



Subgroups	Support/ Somewhat support
Male (n=185)	61.9%
Female (n=163)	46.8%
18 to 34 (n=41)	65.7%
35 to 54 (n=118)	47.1%
55 plus (n=189)	55.7%

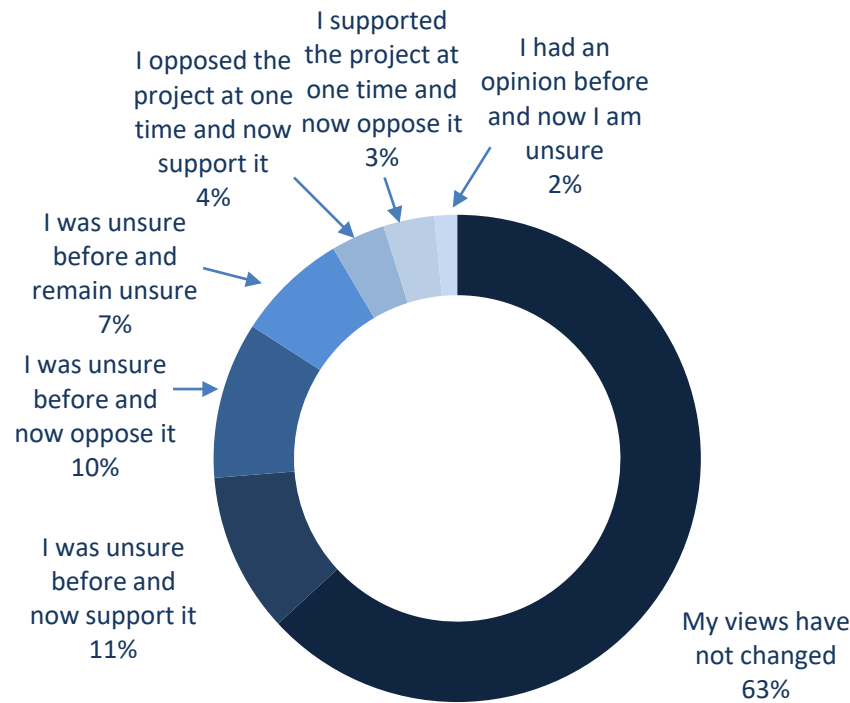
**\*Note:** Charts may not add up to 100 due to rounding

**QUESTION** – [If heard of Northern Gateway Pipeline] Today, do you support, somewhat support, somewhat oppose or oppose the Northern Gateway Pipeline?



# Comparing views of project over time vs today

Source: Nanos Research, RDD dual frame random telephone survey, July 29<sup>th</sup> to August 18<sup>th</sup>, 2016, n=355 residents of Kitimat, accurate 5.3 percentage points plus or minus, 19 times out of 20.



Subgroups	My views have not changed
Male (n=185)	63.2%
Female (n=163)	63.1%
18 to 34 (n=41)	57.9%
35 to 54 (n=118)	64.3%
55 plus (n=189)	64.9%

**\*Note:** Charts may not add up to 100 due to rounding

**QUESTION** – [If heard of Northern Gateway Pipeline] Which of the following statements best describes your views over time on the project compared to your views today [RANDOMIZE]

# Reasons for views of the project

Source: Nanos Research, RDD dual frame random telephone survey, July 29<sup>th</sup> to August 18<sup>th</sup>, 2016, n=329 residents of Kitimat, accurate 5.5 percentage points plus or minus, 19 times out of 20.

	My views have not changed (n=207)	I supported the project at one time and now oppose it (n=11)*	I opposed the project at one time and now support it (n=11)*	I was unsure before and remain unsure (n=25)*	I was unsure before and now support it (n=36)	I was unsure before and now oppose it (n=33)	I had an opinion before and now I am unsure (n=6)*	Total (n=329)
Necessary project for local energy, development and economy/creation of jobs/good for community	40.6%	-	18.2%	4.0%	41.7%	-	-	31.0%
Environmental impact/potential for a pipeline leak when shipping oil/noise and health concerns	21.7%	36.4%	-	16.0%	-	30.3%	50.0%	20.1%
Don't know enough about the project/Not enough information provided at time	4.3%	9.1%	9.1%	60.0%	8.3%	-	-	8.8%
Bad location/ Dangerous/Unnecessary/Makes no sense	8.2%	-	-	8.0%	-	18.2%	-	7.6%
Project unfolded as expected/Rational choice/Received enough information/Support it	7.7%	-	9.1%	0	22.2%	-	-	7.6%
Resources should stay in Canada/need to get oil to the market/threat to economy/risks vs benefits	4.3%	-	9.1%	0	13.9%	15.2%	16.7%	6.4%

**\*Note: Shaded due to small sample size**

**QUESTION** – [If heard of Northern Gateway Pipeline] Why do you feel that way? [Open-ended]

# Reasons for views of the project (cont'd)

Source: Nanos Research, RDD dual frame random telephone survey, July 29<sup>th</sup> to August 18<sup>th</sup>, 2016, n=329 residents of Kitimat, accurate 5.5 percentage points plus or minus, 19 times out of 20.

	My views have not changed (n=207)	I supported the project at one time and now oppose it (n=11)*	I opposed the project at one time and now support it (n=11)*	I was unsure before and remain unsure (n=25)*	I was unsure before and now support it (n=36)	I was unsure before and now oppose it (n=33)	I had an opinion before and now I am unsure (n=6)*	Total (n=329)
Public opinion/Own opinion/Media	1.4%	18.2%	27.3%	8.0%	2.8%	15.2%	33.3%	5.5%
Expensive/Not well thought out by government/Company doesn't have a very good record	3.4%	-	-	4.0%	-	12.1%	-	3.6%
Possibility of refinery/better method of transportation	1.9%	9.1%	9.1%	-	2.8%	3.0%	-	2.4%
The project did not unfold as expected	1.0%	27.3%	-	-	-	-	-	1.5%
The community was not consulted/educate community/concerned about natives	1.4%	-	-	-	2.8%	3.0%	-	1.5%
Other	2.9%	-	18.2%	-	5.6%	3.0%	-	3.3%
Unsure	1.0%	-	-	-	-	-	-	0.6%

**\*Note: Shaded due to small sample size**

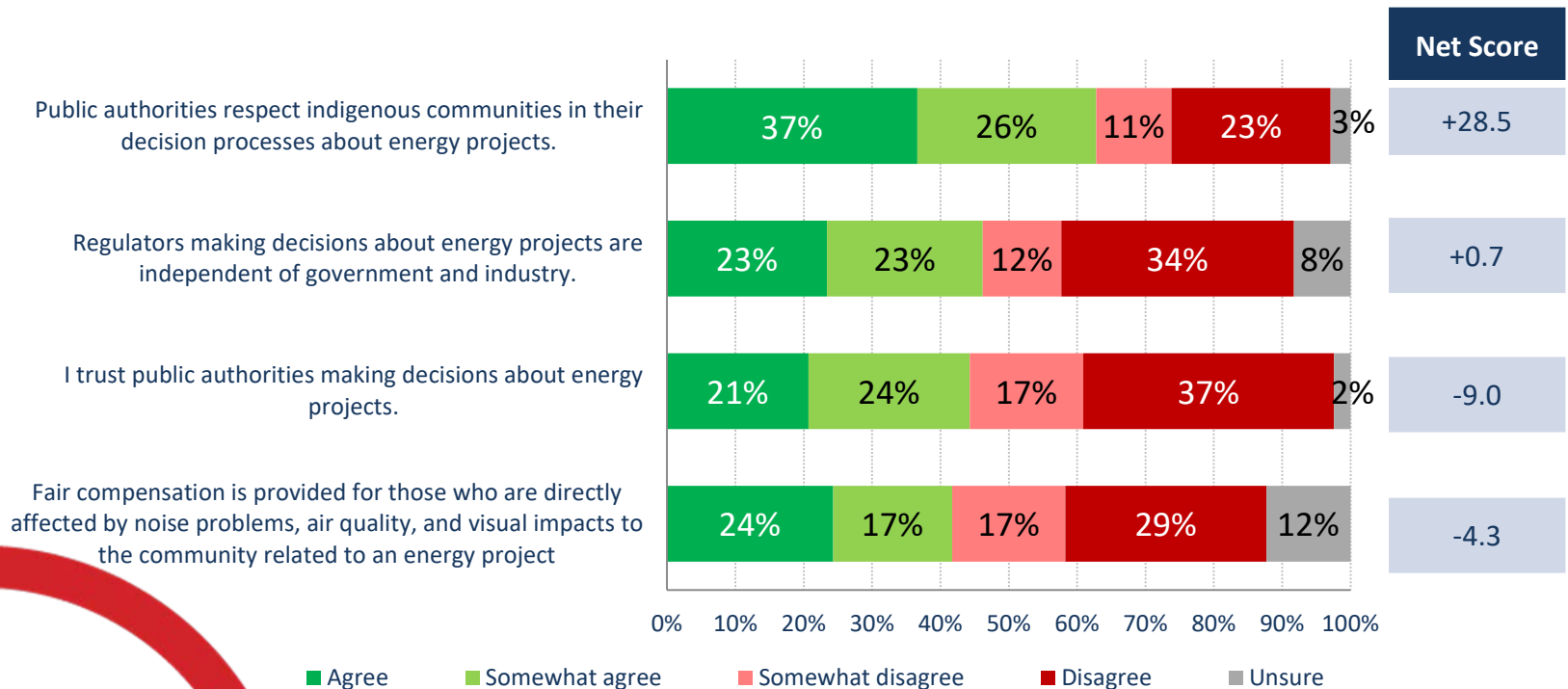
**QUESTION** – [If heard of Northern Gateway Pipeline] Why do you feel that way?  
[Open-ended]

## 2.0 Confidence in public authorities



# Confidence in public authorities

Source: Nanos Research, RDD dual frame random telephone survey, July 29<sup>th</sup> to August 18<sup>th</sup>, 2016, n=348 residents of Kitimat, accurate 5.3 percentage points plus or minus, 19 times out of 20.



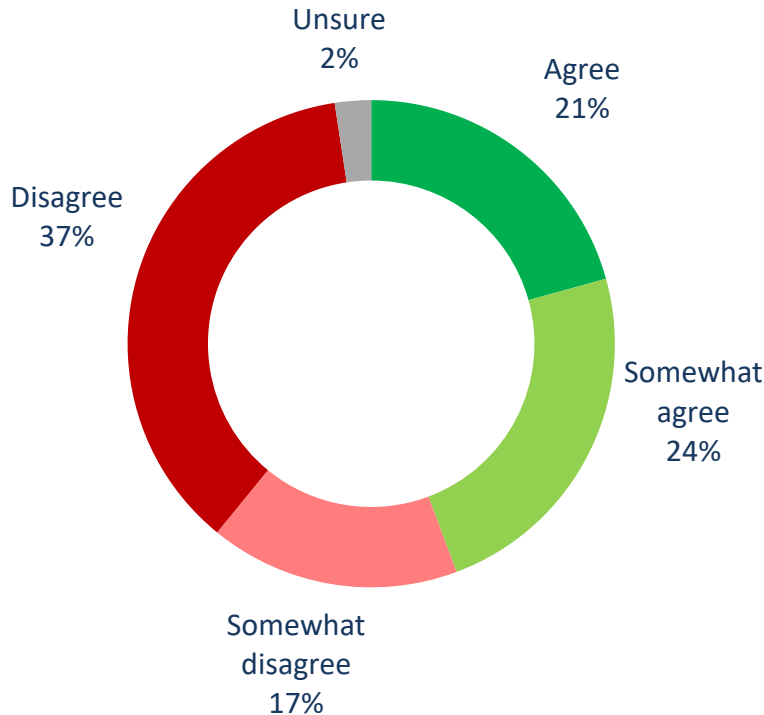
**\*Note:** Charts may not add up to 100 due to rounding

**QUESTION** – [If heard of Northern Gateway Pipeline] Do you agree, somewhat agree, somewhat disagree or disagree with the following statements about the Northern Gateway Pipeline? [RANDOMIZE]

# Trust in public authorities

Source: Nanos Research, RDD dual frame random telephone survey, July 29<sup>th</sup> to August 18<sup>th</sup>, 2016, n=348 residents of Kitimat, accurate 5.3 percentage points plus or minus, 19 times out of 20.

**Net Score**  
-9.0



Subgroups	Disagree/ Somewhat disagree
Male (n=185)	47.6%
Female (n=163)	59.1%
18 to 34 (n=41)	47.0%
35 to 54 (n=118)	50.3%
55 plus (n=189)	60.0%

**\*Note: Charts may not add up to 100 due to rounding**

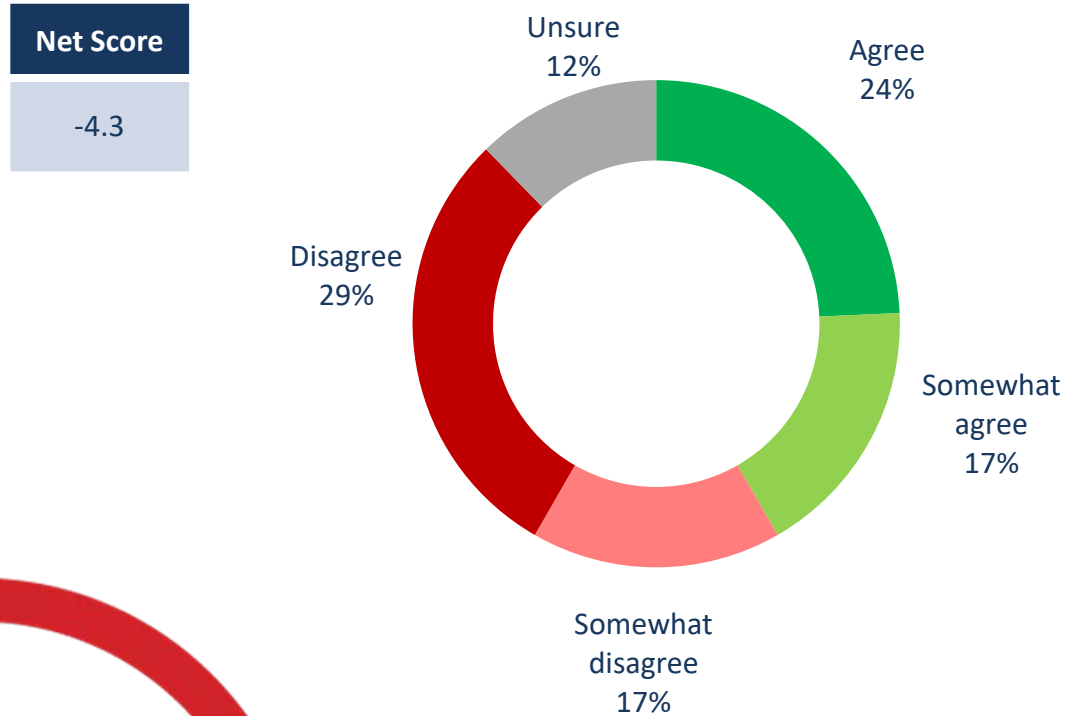
**QUESTION** – [Heard of Northern Gateway Pipeline] Do you agree, somewhat agree, somewhat disagree or disagree with the following statements? [RANDOMIZE]

**I trust public authorities making decisions about energy projects**



# Compensation for those affected by the project

Source: Nanos Research, RDD dual frame random telephone survey, July 29<sup>th</sup> to August 18<sup>th</sup>, 2016, n=348 residents of Kitimat, accurate 5.3 percentage points plus or minus, 19 times out of 20.



Subgroups	Disagree/ Somewhat disagree
Male (n=185)	44.4%
Female (n=163)	47.6%
18 to 34 (n=41)	50.9%
35 to 54 (n=118)	51.6%
55 plus (n=189)	37.4%

**\*Note:** Charts may not add up to 100 due to rounding

**QUESTION** – [Heard of Northern Gateway Pipeline] Do you agree, somewhat agree, somewhat disagree or disagree with the following statements? [RANDOMIZE]

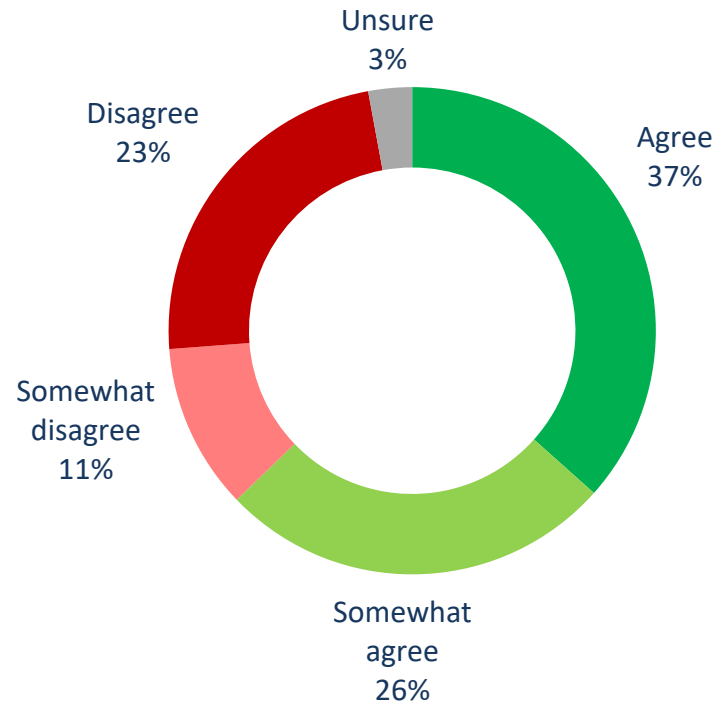
**Fair compensation is provided for those who are directly affected by noise problems, air quality, and visual impacts to the community related to an energy project**

# Public authorities respect indigenous communities

Source: Nanos Research, RDD dual frame random telephone survey, July 29<sup>th</sup> to August 18<sup>th</sup>, 2016, n=348 residents of Kitimat, accurate 5.3 percentage points plus or minus, 19 times out of 20.

## Net Score

+28.5



**\*Note:** Charts may not add up to 100 due to rounding

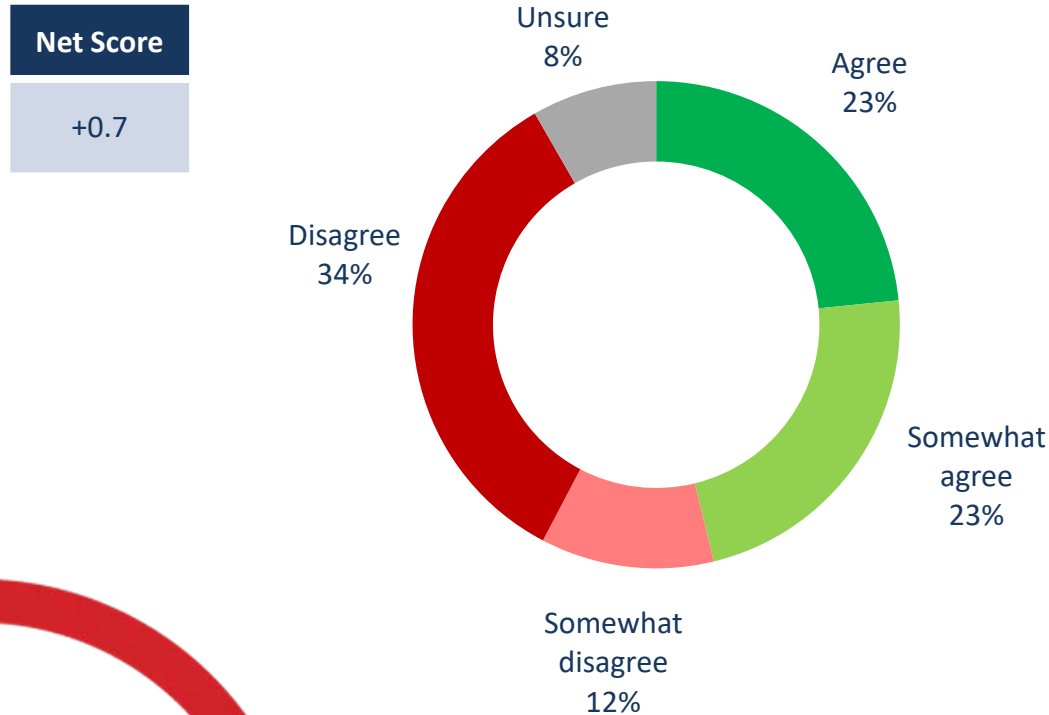
**QUESTION** – [Heard of Northern Gateway Pipeline] Do you agree, somewhat agree, somewhat disagree or disagree with the following statements? [RANDOMIZE]

**Public authorities respect indigenous communities in their decision processes about energy projects**

Subgroups	Agree/ Somewhat agree
Male (n=185)	71.5%
Female (n=163)	54.1%
18 to 34 (n=41)	74.4%
35 to 54 (n=118)	61.8%
55 plus (n=189)	57.5%

# Independence of government and industry

Source: Nanos Research, RDD dual frame random telephone survey, July 29<sup>th</sup> to August 18<sup>th</sup>, 2016, n=348 residents of Kitimat, accurate 5.3 percentage points plus or minus, 19 times out of 20.



Subgroups	Agree/ Somewhat agree
Male (n=185)	53.1%
Female (n=163)	39.3%
18 to 34 (n=41)	65.7%
35 to 54 (n=118)	45.4%
55 plus (n=189)	36.3%

**\*Note: Charts may not add up to 100 due to rounding**

**QUESTION** – [Heard of Northern Gateway Pipeline] Do you agree, somewhat agree, somewhat disagree or disagree with the following statements? [RANDOMIZE]

**Regulators making decisions about energy projects are independent of government and industry**

# Providing information to the community

Source: Nanos Research, RDD dual frame random telephone survey, July 29<sup>th</sup> to August 18<sup>th</sup>, 2016, n=348 residents of Kitimat, accurate 5.3 percentage points plus or minus, 19 times out of 20.

Entity – Heard of Northern Gateway Pipeline	First ranked response (n=348)	Second ranked response (n=333)
Federal or Provincial government	33.0%	28.0%
Energy company proposing the project	22.4%	17.0%
Non-governmental organization	20.4%	13.5%
Municipal government	11.6%	17.5%
Energy regulator	8.6%	16.0%
Unsure	4.0%	7.9%

**\*Note:** Charts may not add up to 100 due to rounding

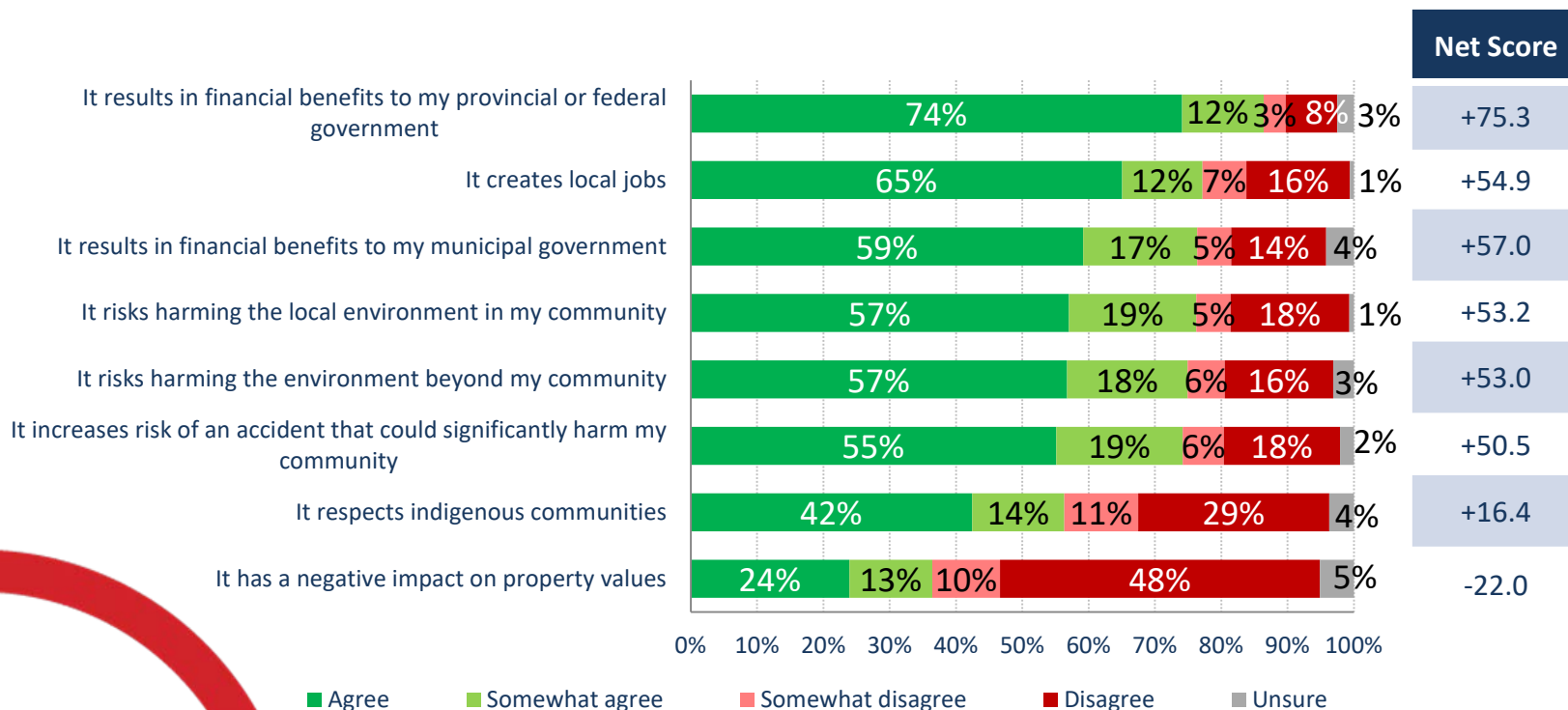
**QUESTION** – Please pick the top two entities who should be responsible for providing information about a new energy project to community members [RANDOMIZE]

## 3.0 Impact and process



# Agreement with Northern Gateway Pipeline statements

Source: Nanos Research, RDD dual frame random telephone survey, July 29<sup>th</sup> to August 18<sup>th</sup>, 2016, n=355 residents of Kitimat, accurate 5.3 percentage points plus or minus, 19 times out of 20.



**\*Note:** Charts may not add up to 100 due to rounding

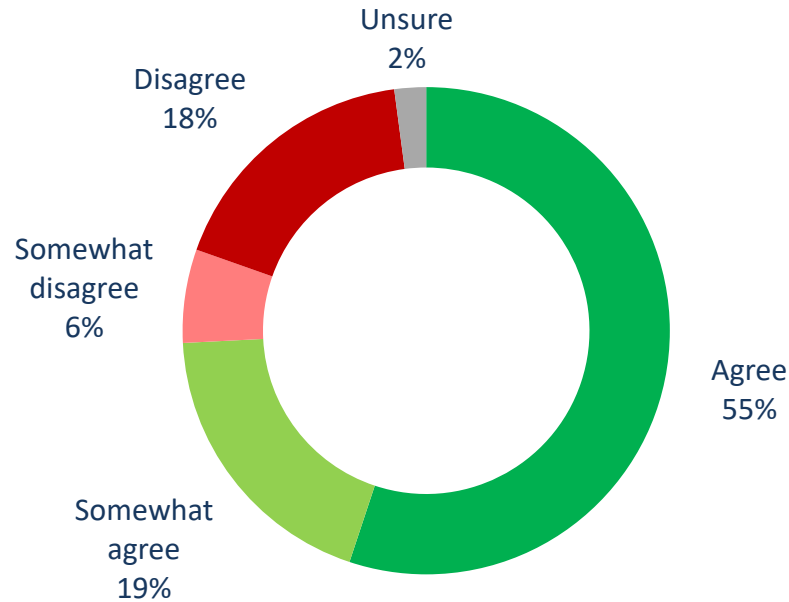
**QUESTION** – [If heard of Northern Gateway Pipeline] Do you agree, somewhat agree, somewhat disagree or disagree with the following statements about the Northern Gateway Pipeline? [RANDOMIZE]



# Risk of accident that could harm community

Source: Nanos Research, RDD dual frame random telephone survey, July 29<sup>th</sup> to August 18<sup>th</sup>, 2016, n=355 residents of Kitimat, accurate 5.3 percentage points plus or minus, 19 times out of 20.

**Net Score**  
**+50.5**



Subgroups	Agree/ Somewhat agree
Male (n=185)	75.6%
Female (n=163)	72.9%
18 to 34 (n=41)	86.4%
35 to 54 (n=118)	74.9%
55 plus (n=189)	66.9%

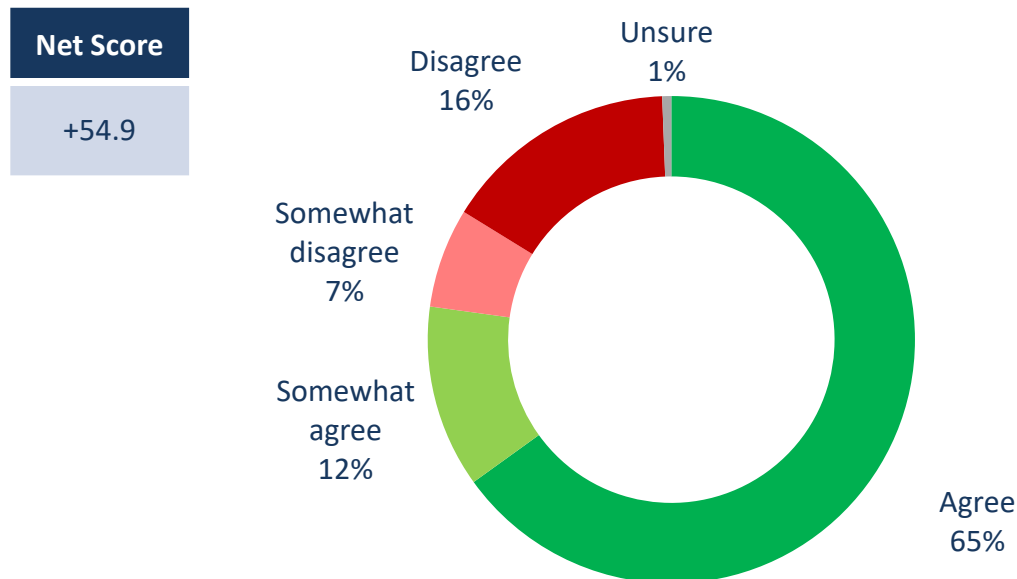
**\*Note: Charts may not add up to 100 due to rounding**

**QUESTION** – [If heard of Northern Gateway Pipeline] Do you agree, somewhat agree, somewhat disagree or disagree with the following statements about the Northern Gateway Pipeline? [RANDOMIZE]

**It increases risk of an accident that could significantly harm my community**

# Creation of local jobs

Source: Nanos Research, RDD dual frame random telephone survey, July 29<sup>th</sup> to August 18<sup>th</sup>, 2016, n=355 residents of Kitimat, accurate 5.3 percentage points plus or minus, 19 times out of 20.



Subgroups	Agree/ Somewhat agree
Male (n=185)	77.9%
Female (n=163)	76.4%
18 to 34 (n=41)	87.4%
35 to 54 (n=118)	77.9%
55 plus (n=189)	70.7%

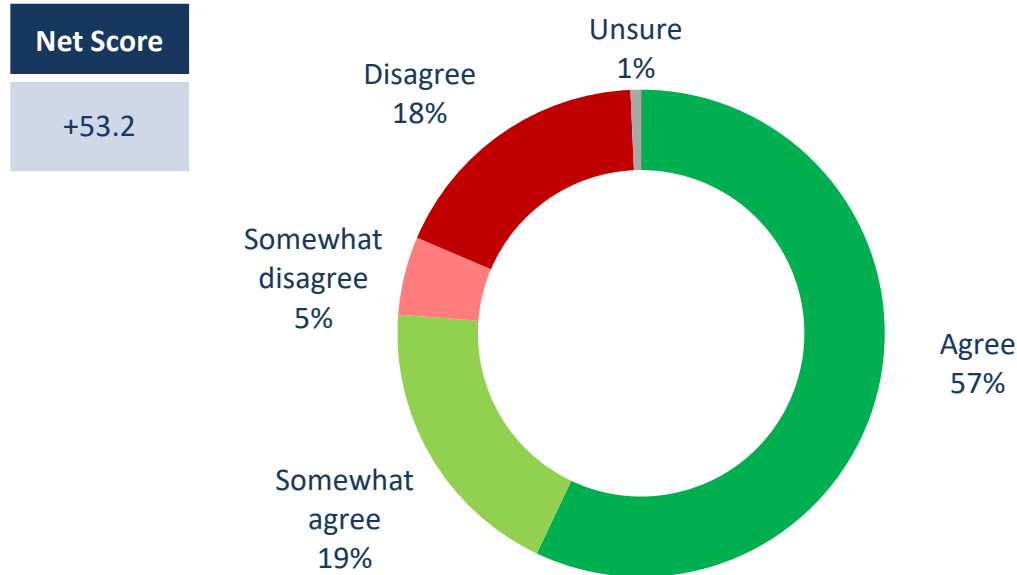
**\*Note: Charts may not add up to 100 due to rounding**

**QUESTION** – [If heard of Northern Gateway Pipeline] Do you agree, somewhat agree, somewhat disagree or disagree with the following statements about the Northern Gateway Pipeline? [RANDOMIZE]

**It creates local jobs**

# Risk of harm to environment in community

Source: Nanos Research, RDD dual frame random telephone survey, July 29<sup>th</sup> to August 18<sup>th</sup>, 2016, n=355 residents of Kitimat, accurate 5.3 percentage points plus or minus, 19 times out of 20.



Subgroups	Agree/ Somewhat agree
Male (n=185)	71.6%
Female (n=163)	80.8%
18 to 34 (n=41)	84.7%
35 to 54 (n=118)	77.5%
55 plus (n=189)	70.3%

**\*Note:** Charts may not add up to 100 due to rounding

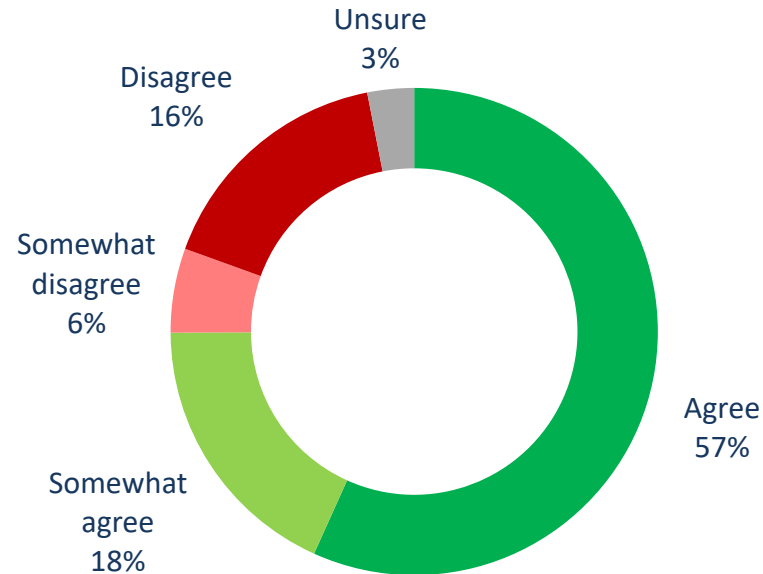
**QUESTION** – [If heard of Northern Gateway Pipeline] Do you agree, somewhat agree, somewhat disagree or disagree with the following statements about the Northern Gateway Pipeline? [RANDOMIZE]

**It risks harming the local environment in my community**

# Risk of harm to environment beyond community

Source: Nanos Research, RDD dual frame random telephone survey, July 29<sup>th</sup> to August 18<sup>th</sup>, 2016, n=355 residents of Kitimat, accurate 5.3 percentage points plus or minus, 19 times out of 20.

**Net Score**  
+53.0



Subgroups	Agree/ Somewhat agree
Male (n=185)	70.4%
Female (n=163)	79.6%
18 to 34 (n=41)	85.2%
35 to 54 (n=118)	75.4%
55 plus (n=189)	68.8%

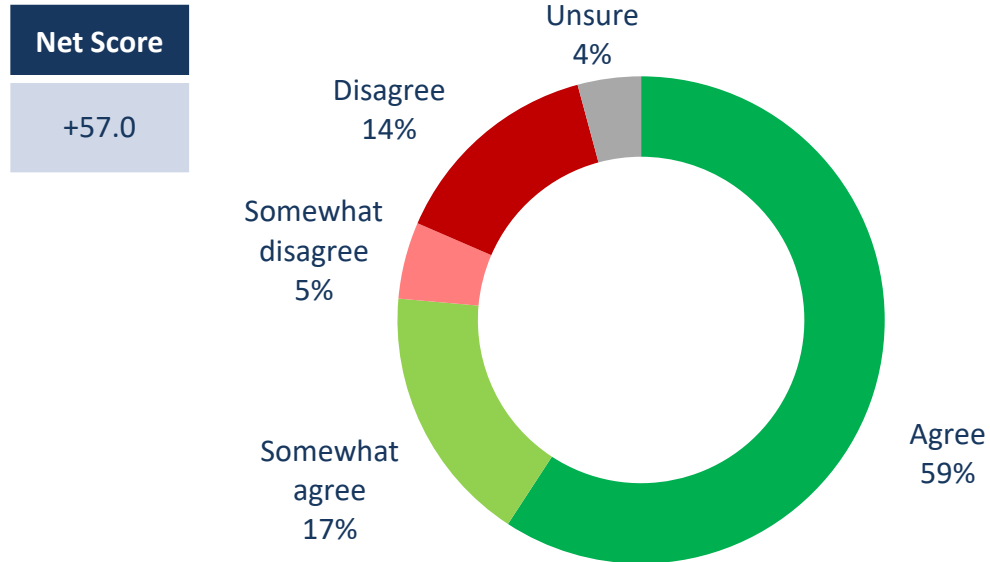
**\*Note:** Charts may not add up to 100 due to rounding

**QUESTION** – [If heard of Northern Gateway Pipeline] Do you agree, somewhat agree, somewhat disagree or disagree with the following statements about the Northern Gateway Pipeline? [RANDOMIZE]

**It risks harming the environment beyond my community**

# Financial benefits to municipal government

Source: Nanos Research, RDD dual frame random telephone survey, July 29<sup>th</sup> to August 18<sup>th</sup>, 2016, n=355 residents of Kitimat, accurate 5.3 percentage points plus or minus, 19 times out of 20.



Subgroups	Agree/ Somewhat agree
Male (n=185)	77.1%
Female (n=163)	75.7%
18 to 34 (n=41)	82.0%
35 to 54 (n=118)	76.2%
55 plus (n=189)	73.5%

**\*Note: Charts may not add up to 100 due to rounding**

**QUESTION** – [If heard of Northern Gateway Pipeline] Do you agree, somewhat agree, somewhat disagree or disagree with the following statements about the Northern Gateway Pipeline? [RANDOMIZE]

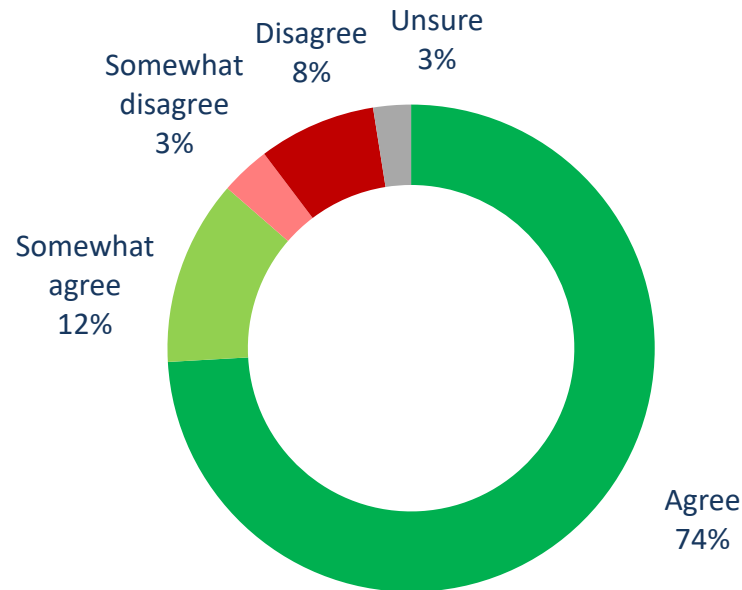
**It results in financial benefits to my municipal government**

# Financial benefits to provincial or federal government

Source: Nanos Research, RDD dual frame random telephone survey, July 29<sup>th</sup> to August 18<sup>th</sup>, 2016, n=355 residents of Kitimat, accurate 5.3 percentage points plus or minus, 19 times out of 20.

## Net Score

+75.3



Subgroups	Agree/ Somewhat agree
Male (n=185)	90.6%
Female (n=163)	82.2%
18 to 34 (n=41)	85.8%
35 to 54 (n=118)	85.3%
55 plus (n=189)	87.8%

\*Note: Charts may not add up to 100 due to rounding

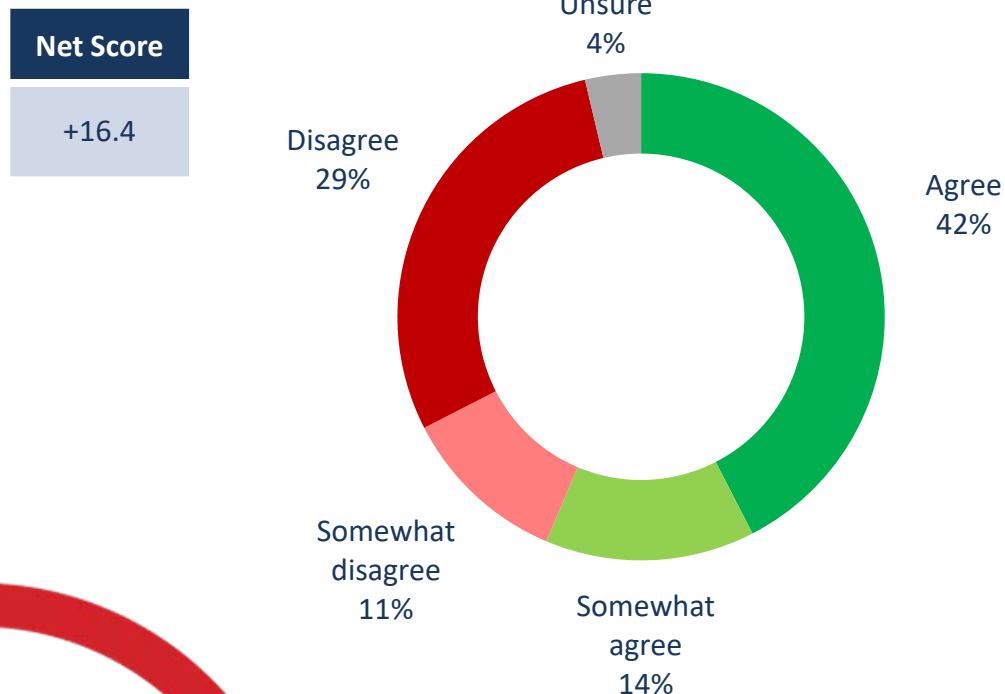
**QUESTION** – [If heard of Northern Gateway Pipeline] Do you agree, somewhat agree, somewhat disagree or disagree with the following statements about the Northern Gateway Pipeline? [RANDOMIZE]

**It results in financial benefits to my provincial or federal government**



# Respect of indigenous communities

Source: Nanos Research, RDD dual frame random telephone survey, July 29<sup>th</sup> to August 18<sup>th</sup>, 2016, n=355 residents of Kitimat, accurate 5.3 percentage points plus or minus, 19 times out of 20.



Subgroups	Agree/ Somewhat agree
Male (n=185)	60.3%
Female (n=163)	52.2%
18 to 34 (n=41)	61.8%
35 to 54 (n=118)	52.2%
55 plus (n=189)	57.5%

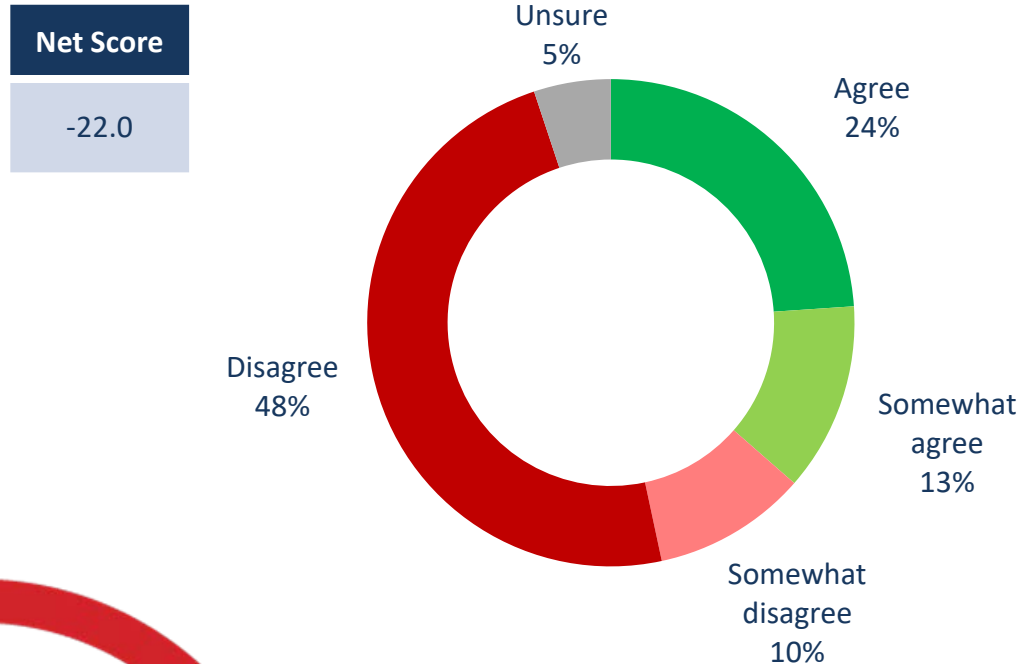
**\*Note:** Charts may not add up to 100 due to rounding

**QUESTION** – [If heard of Northern Gateway Pipeline] Do you agree, somewhat agree, somewhat disagree or disagree with the following statements about the Northern Gateway Pipeline? [RANDOMIZE]

**It respects indigenous communities**

# Negative impact on property values

Source: Nanos Research, RDD dual frame random telephone survey, July 29<sup>th</sup> to August 18<sup>th</sup>, 2016, n=355 residents of Kitimat, accurate 5.3 percentage points plus or minus, 19 times out of 20.



Subgroups	Disagree/ Somewhat disagree
Male (n=185)	59.2%
Female (n=163)	57.6%
18 to 34 (n=41)	65.0%
35 to 54 (n=118)	54.7%
55 plus (n=189)	58.7%

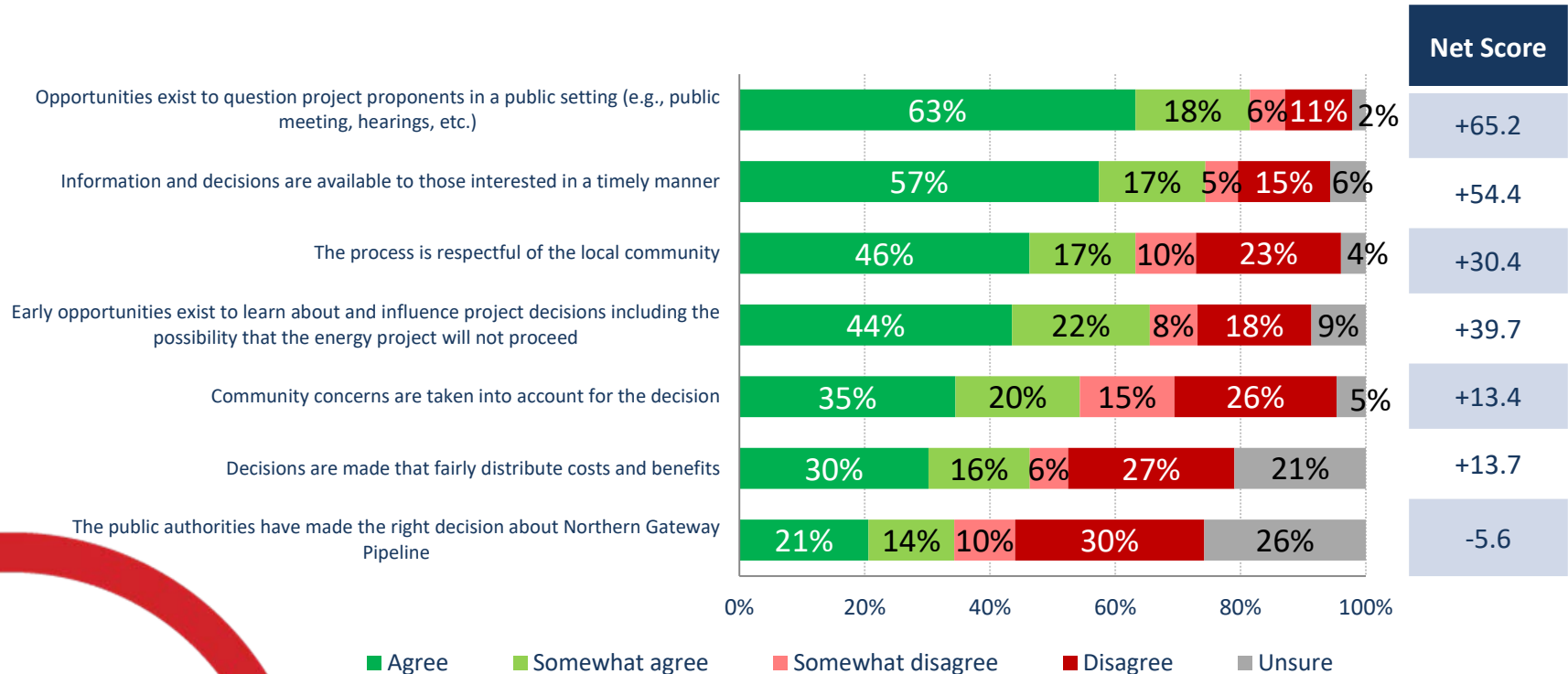
**\*Note: Charts may not add up to 100 due to rounding**

**QUESTION** – [If heard of Northern Gateway Pipeline] Do you agree, somewhat agree, somewhat disagree or disagree with the following statements about the Northern Gateway Pipeline? [RANDOMIZE]

**It has a negative impact on property values**

# Agreement with statements on assessment process for the Northern Gateway Pipeline

Source: Nanos Research, RDD dual frame random telephone survey, July 29<sup>th</sup> to August 18<sup>th</sup>, 2016, n=355 residents of Kitimat, accurate 5.3 percentage points plus or minus, 19 times out of 20.

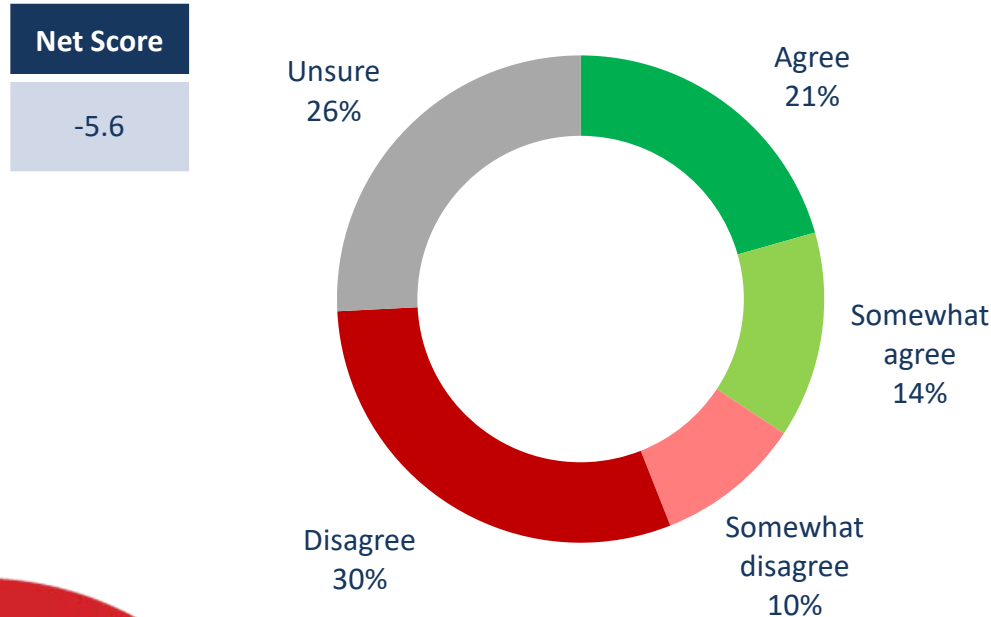


\*Note: Charts may not add up to 100 due to rounding

**QUESTION** – [If heard of Northern Gateway Pipeline] Do you agree, somewhat agree, somewhat disagree or disagree with the following statements about the assessment process for the Northern Gateway Pipeline? [RANDOMIZE]

# Public authorities made the right decision

Source: Nanos Research, RDD dual frame random telephone survey, July 29<sup>th</sup> to August 18<sup>th</sup>, 2016, n=355 residents of Kitimat, accurate 5.3 percentage points plus or minus, 19 times out of 20.



Subgroups	Disagree/ Somewhat disagree
Male (n=185)	41.0%
Female (n=163)	38.7%
18 to 34 (n=41)	33.9%
35 to 54 (n=118)	41.2%
55 plus (n=189)	41.7%

**\*Note: Charts may not add up to 100 due to rounding**

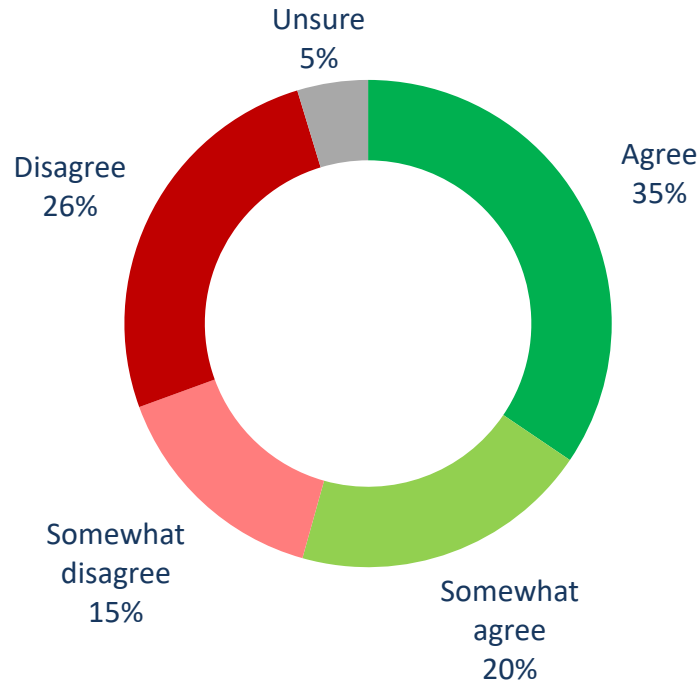
**QUESTION** – [If heard of Northern Gateway Pipeline] Do you agree, somewhat agree, somewhat disagree or disagree with the following statements about the assessment process for the Northern Gateway Pipeline? [RANDOMIZE]

**The public authorities have made the right decision about Northern Gateway Pipeline**

# Community concerns taken into account

Source: Nanos Research, RDD dual frame random telephone survey, July 29<sup>th</sup> to August 18<sup>th</sup>, 2016, n=355 residents of Kitimat, accurate 5.3 percentage points plus or minus, 19 times out of 20.

**Net Score**  
**+13.4**



Subgroups	Agree/ Somewhat agree
Male (n=185)	58.1%
Female (n=163)	50.5%
18 to 34 (n=41)	53.5%
35 to 54 (n=118)	55.7%
55 plus (n=189)	53.3%

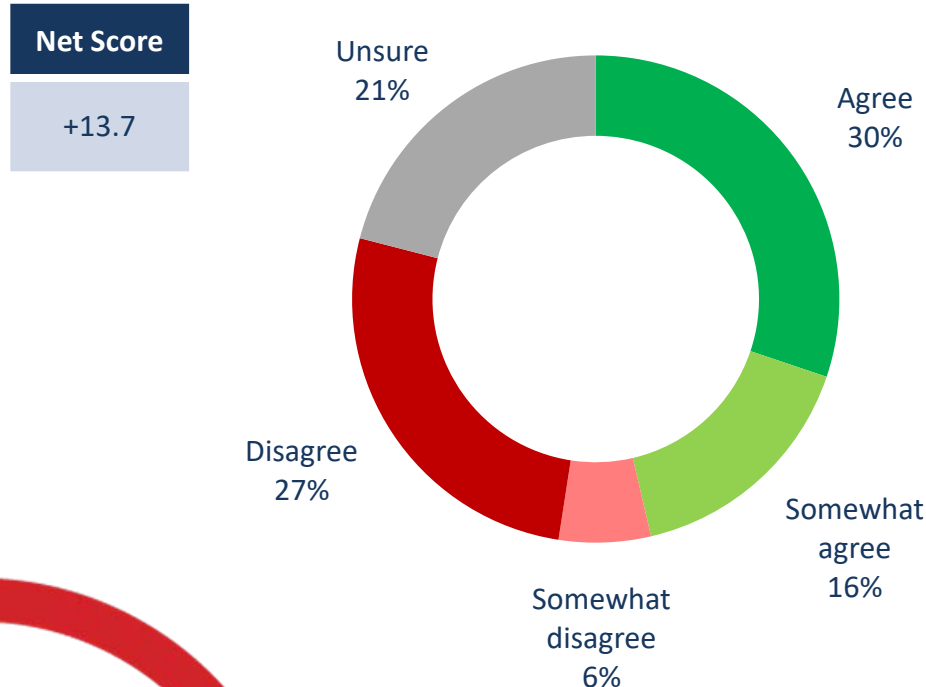
**\*Note: Charts may not add up to 100 due to rounding**

**QUESTION** – [If heard of Northern Gateway Pipeline] Do you agree, somewhat agree, somewhat disagree or disagree with the following statements about the assessment process for the Northern Gateway Pipeline? [RANDOMIZE]

**Community concerns were taken into account for the decision**

# Fair distribution of costs and benefits

Source: Nanos Research, RDD dual frame random telephone survey, July 29<sup>th</sup> to August 18<sup>th</sup>, 2016, n=355 residents of Kitimat, accurate 5.3 percentage points plus or minus, 19 times out of 20.



Subgroups	Agree/ Somewhat agree
Male (n=185)	59.3%
Female (n=163)	33.5%
18 to 34 (n=41)	51.5%
35 to 54 (n=118)	47.7%
55 plus (n=189)	42.2%

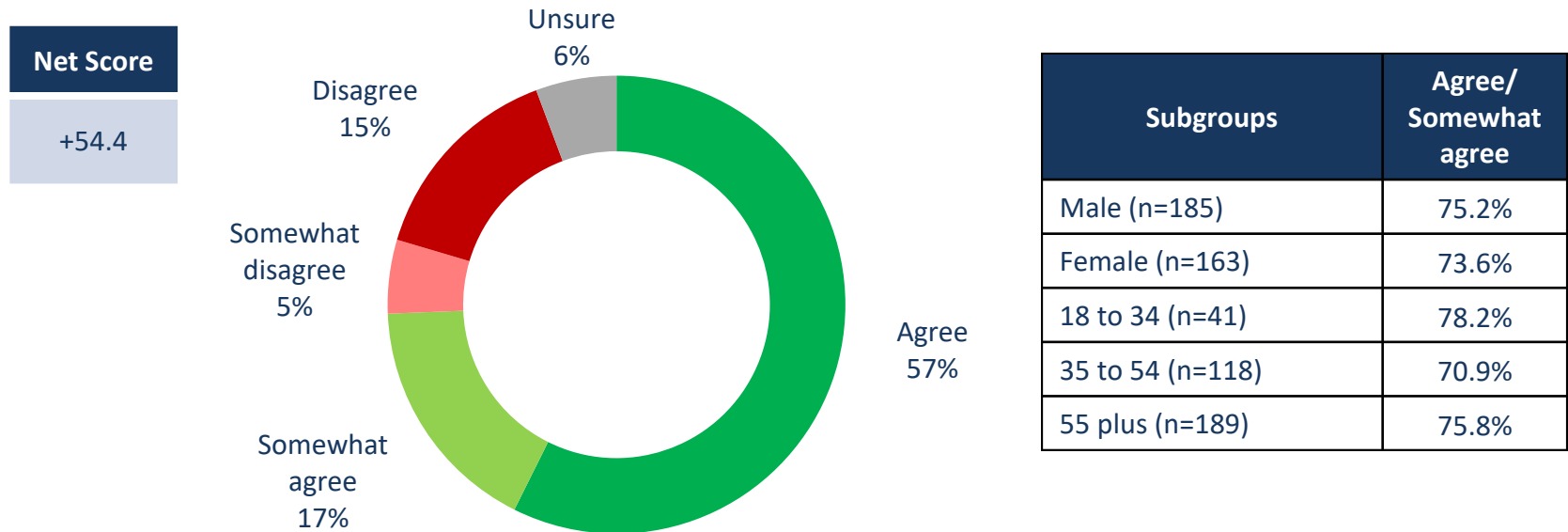
**\*Note:** Charts may not add up to 100 due to rounding

**QUESTION** – [If heard of Northern Gateway Pipeline] Do you agree, somewhat agree, somewhat disagree or disagree with the following statements about the assessment process for the Northern Gateway Pipeline? [RANDOMIZE]

**Decisions were made that fairly distribute costs and benefits**

# Availability of information and decisions

Source: Nanos Research, RDD dual frame random telephone survey, July 29<sup>th</sup> to August 18<sup>th</sup>, 2016, n=355 residents of Kitimat, accurate 5.3 percentage points plus or minus, 19 times out of 20.



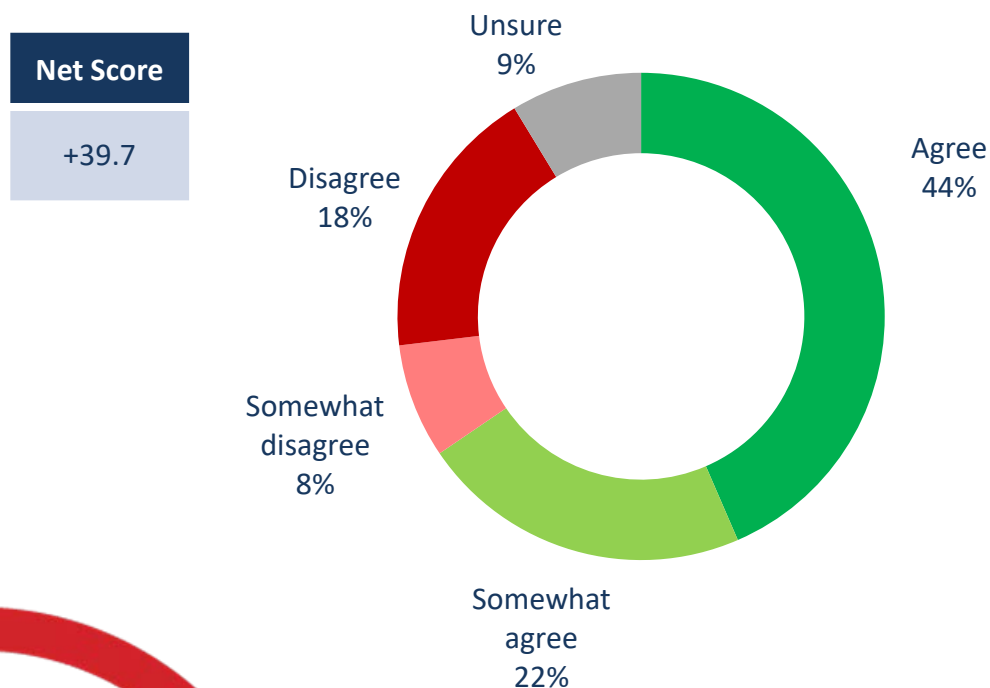
**\*Note: Charts may not add up to 100 due to rounding**

**QUESTION** – [If heard of Northern Gateway Pipeline] Do you agree, somewhat agree, somewhat disagree or disagree with the following statements about the assessment process for the Northern Gateway Pipeline? [RANDOMIZE]

**Information and decisions were available to me in a timely manner if I was interested**

# Early opportunities for project decisions

Source: Nanos Research, RDD dual frame random telephone survey, July 29<sup>th</sup> to August 18<sup>th</sup>, 2016, n=355 residents of Kitimat, accurate 5.3 percentage points plus or minus, 19 times out of 20.



Subgroups	Agree/ Somewhat agree
Male (n=185)	72.6%
Female (n=163)	58.3%
18 to 34 (n=41)	79.3%
35 to 54 (n=118)	65.8%
55 plus (n=189)	57.5%

**\*Note: Charts may not add up to 100 due to rounding**

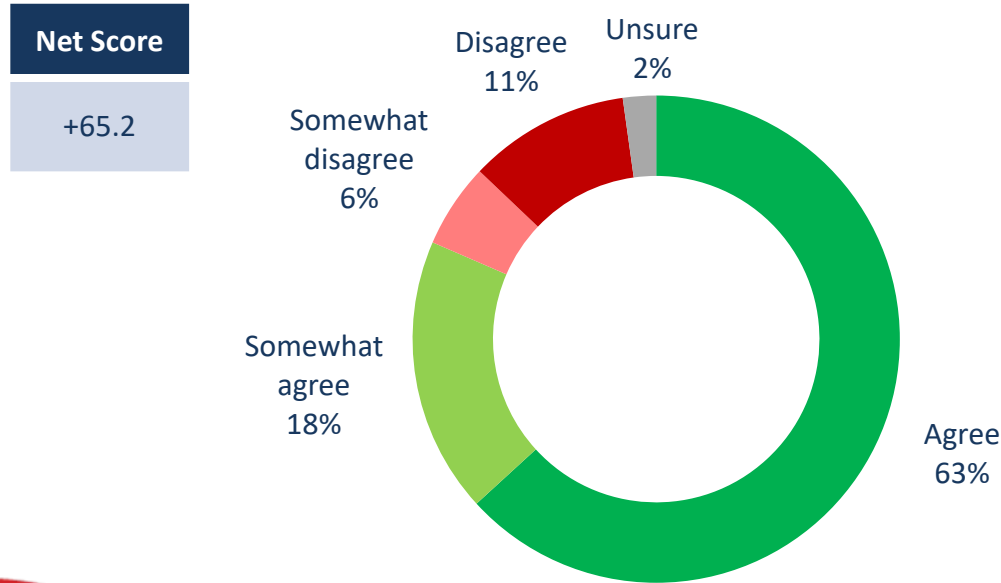
**QUESTION** – [If heard of Northern Gateway Pipeline] Do you agree, somewhat agree, somewhat disagree or disagree with the following statements about the assessment process for the Northern Gateway Pipeline? [RANDOMIZE]

**Early opportunities existed to learn about and influence project decisions including the possibility that the Northern Gateway Pipeline would not proceed**



# Opportunities to question project in public setting

Source: Nanos Research, RDD dual frame random telephone survey, July 29<sup>th</sup> to August 18<sup>th</sup>, 2016, n=355 residents of Kitimat, accurate 5.3 percentage points plus or minus, 19 times out of 20.



Subgroups	Agree/ Somewhat agree
Male (n=185)	85.4%
Female (n=163)	77.7%
18 to 34 (n=41)	89.1%
35 to 54 (n=118)	81.4%
55 plus (n=189)	77.3%

**\*Note:** Charts may not add up to 100 due to rounding

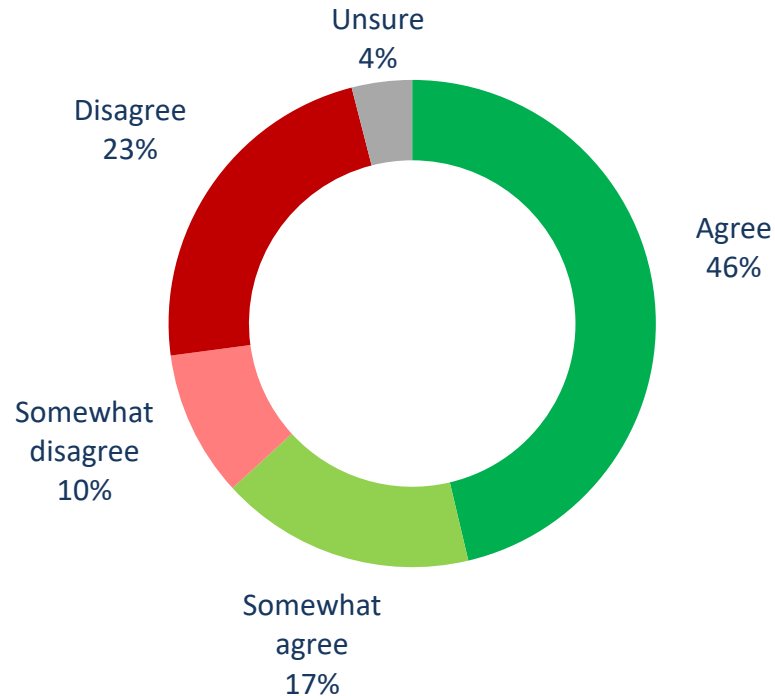
**QUESTION** – [If heard of Northern Gateway Pipeline] Do you agree, somewhat agree, somewhat disagree or disagree with the following statements about the assessment process for the Northern Gateway Pipeline? [RANDOMIZE]

**Opportunities existed to question project proponents in a public setting (e.g., public meeting, hearings, etc.)**

# Respectful process to local community

Source: Nanos Research, RDD dual frame random telephone survey, July 29<sup>th</sup> to August 18<sup>th</sup>, 2016, n=355 residents of Kitimat, accurate 5.3 percentage points plus or minus, 19 times out of 20.

**Net Score**  
**+30.4**



Subgroups	Agree/ Somewhat agree
Male (n=185)	68.7%
Female (n=163)	57.6%
18 to 34 (n=41)	68.9%
35 to 54 (n=118)	62.1%
55 plus (n=189)	61.1%

**\*Note: Charts may not add up to 100 due to rounding**

**QUESTION** – [If heard of Northern Gateway Pipeline] Do you agree, somewhat agree, somewhat disagree or disagree with the following statements about the assessment process for the Northern Gateway Pipeline? [RANDOMIZE]

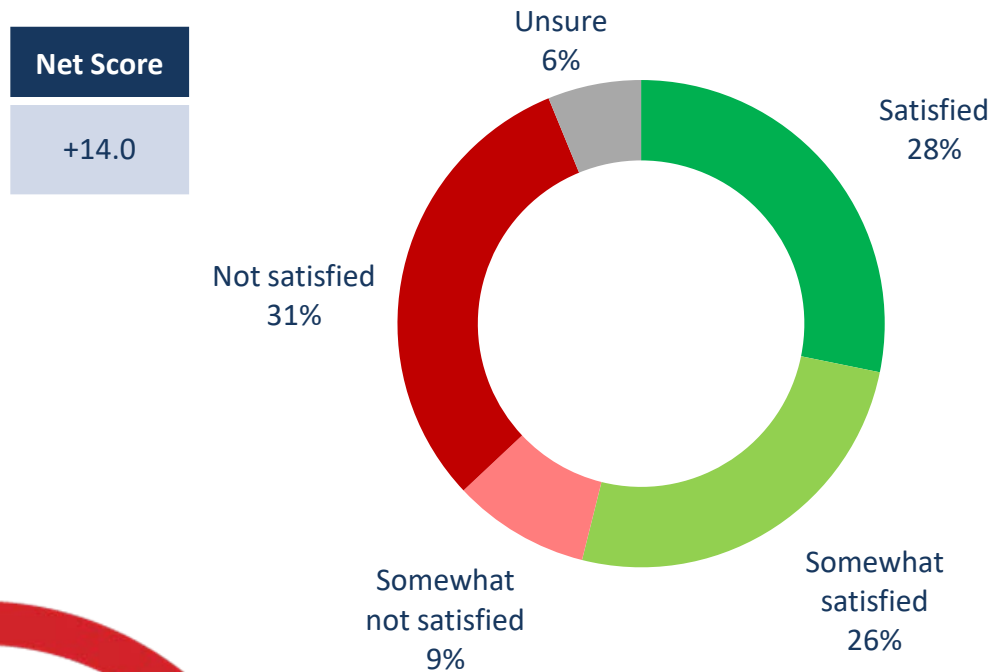
**The process was respectful of the local community**

## 4.0 Perceptions of regulators



# Satisfaction with regulatory process

Source: Nanos Research, RDD dual frame random telephone survey, July 29<sup>th</sup> to August 18<sup>th</sup>, 2016, n=355 residents of Kitimat, accurate ±5.3 percentage points plus or minus, 19 times out of 20.



Subgroups	Satisfied/ Somewhat satisfied
Male (n=185)	65.1%
Female (n=163)	42.7%
18 to 34 (n=41)	65.6%
35 to 54 (n=118)	49.2%
55 plus (n=189)	52.2%

**\*Note: Charts may not add up to 100 due to rounding**

**QUESTION** – [If heard of Northern Gateway Pipeline] Were you satisfied, somewhat satisfied, somewhat not satisfied or not satisfied that the regulatory process considered all relevant issues?

# Other considerations for regulator

Source: Nanos Research, RDD dual frame random telephone survey, July 29<sup>th</sup> to August 18<sup>th</sup>, 2016, n=329 residents of Kitimat, accurate 5.5 percentage points plus or minus, 19 times out of 20.

	Satisfied (n=93)	Somewhat satisfied (n=85)	Somewhat not satisfied (n=30)	Not satisfied (n=101)	Unsure (n=20)	Total (n=329)
Environmental impact/marine aspect/pipeline leak/alternate energy sources should have been considered	9.7%	14.1%	13.3%	34.7%	5.0%	18.5%
Concerns of community and those in opposition/municipal needs/risks and long-term impact	9.7%	17.6%	26.7%	26.7%	-	17.9%
Considered everything/nothing left to be considered	28.0%	4.7%	3.3%	3.0%	15.0%	11.2%
Could have provided more information/knowledge/lack of communication/further research should have been done	2.2%	7.1%	20.0%	7.9%	-	6.7%
Economy/jobs needed/increased cost/benefits	6.5%	4.7%	13.3%	5.9%	-	6.1%

**\*Note: Shaded due to small sample size**

**QUESTION** – [If heard of Northern Gateway Pipeline] What else should the regulator have considered? [OPEN-ENDED]

# Other considerations for regulator (cont'd)

Source: Nanos Research, RDD dual frame random telephone survey, July 29<sup>th</sup> to August 18<sup>th</sup>, 2016, n=329 residents of Kitimat, accurate 5.5 percentage points plus or minus, 19 times out of 20.

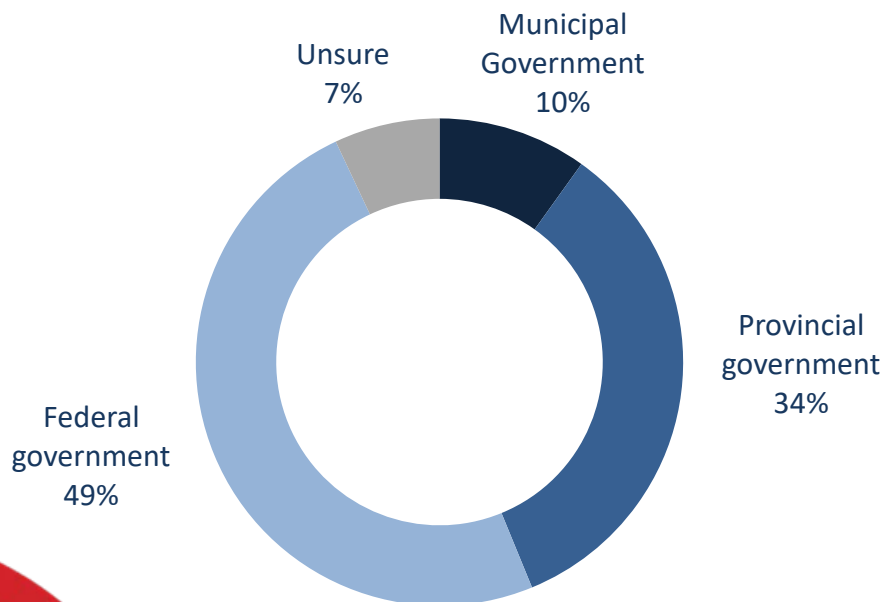
	Satisfied (n=93)	Somewhat satisfied (n=85)	Somewhat not satisfied (n=30)	Not satisfied (n=101)	Unsure (n=20)	Total (n=329)
First Nations concerns	6.5%	1.2%	10.0%	5.9%	5.0%	5.2%
Process takes too long/should have done what they were going to do	6.5%	4.7%	3.3%	5.0%	-	4.9%
Government is the issue/project was pushed too fast/jumping through hoops/against project	3.2%	4.7%	6.7%	3.0%	-	3.6%
Other	2.2%	3.5%	-	1.0%	5.0%	2.1%
Unsure	25.8%	37.6%	3.3%	6.9%	70.0%	23.7%

**\*Note: Shaded due to small sample size**

**QUESTION** – [If heard of Northern Gateway Pipeline] What else should the regulator have considered? [OPEN-ENDED]

# Level of government responsible for providing information

Source: Nanos Research, RDD dual frame random telephone survey, July 29<sup>th</sup> to August 18<sup>th</sup>, 2016, n=355 residents of Kitimat, accurate 5.3 percentage points plus or minus, 19 times out of 20.



Subgroups	Federal government
Male (n=185)	54.9%
Female (n=163)	43.6%
18 to 34 (n=41)	56.8%
35 to 54 (n=118)	43.7%
55 plus (n=189)	50.7%

**\*Note:** Charts may not add up to 100 due to rounding

**QUESTION** – [If heard of Northern Gateway Pipeline] When it comes to the Northern Gateway Pipeline, what level of government should be responsible for providing information? [RANDOMIZE]





# Methodology



# Methodology

Nanos conducted an RDD dual frame (land- and cell-lines) random telephone survey of 355 residents of Kitimat, 18 years of age or older, between July 29<sup>th</sup> and August 18<sup>th</sup>, 2016. Participants were randomly recruited by telephone using live agents and administered a survey. The sample included both land- and cell-lines across Kitimat. The results were statistically checked and weighted by age and gender using the latest Census information and the sample is geographically stratified to be representative of Kitimat.

Individuals were randomly called using random digit dialling with a maximum of five call backs.

The margin of error for a random survey of 355 residents of Kitimat is  $\pm 5.3$  percentage points, 19 times out of 20.

The research was commissioned by the University of Ottawa's Institute for Science, Society and Policy .

Note: Charts may not add up to 100 due to rounding.



# About Nanos

Nanos is one of North America's most trusted research and strategy organizations. Our team of professionals is regularly called upon by senior executives to deliver superior intelligence and market advantage whether it be helping to chart a path forward, managing a reputation or brand risk or understanding the trends that drive success. Services range from traditional telephone surveys, through to elite in-depth interviews, online research and focus groups. Nanos clients range from Fortune 500 companies through to leading advocacy groups interested in understanding and shaping the public landscape. Whether it is understanding your brand or reputation, customer needs and satisfaction, engaging employees or testing new ads or products, Nanos provides insight you can trust.



View our brochure

## **Nik Nanos** FMRIA

Chairman, Nanos Research Group  
Ottawa (613) 234-4666 ext. 237  
Washington DC (202) 697-9924  
[nnanos@nanosresearch.com](mailto:nnanos@nanosresearch.com)

## **Richard Jenkins**

Vice President, Nanos Research  
Ottawa (613) 234-4666 ext. 230  
[rjenkins@nanosresearch.com](mailto:rjenkins@nanosresearch.com)

# Technical Note

Element	Description	Element	Description
Organization who commissioned the research	University of Ottawa's Institute for Science, Society and Policy	Weighting of Data	The results were weighted by age and gender using the latest Census information (2014) and the sample is geographically stratified to be representative of Kitimat. See tables for full weighting disclosure
Final Sample Size	355 residents of Kitimat.	Screening	Screening ensured potential respondents did not work in the market research industry, in the advertising industry, in the media or a political party prior to administering the survey to ensure the integrity of the data.
Margin of Error	±5.3 percentage points, 19 times out of 20.	Excluded Demographics	Individuals younger than 18 years old; individuals without land or cell lines could not participate.
Mode of Survey	RDD dual frame (land- and cell-lines) random telephone survey	Stratification	By age and gender using the latest Census information (2014) and the sample is geographically stratified to be representative of Kitimat.
Sampling Method Base	The sample included both land- and cell-lines RDD (Random Digit Dialed) across Kitimat.	Estimated Response Rate	13 percent, consistent with industry norms.
Demographics (Captured)	Men and Women; 18 years and older. Six digit postal code was used to validate geography.	Question Order	Question order in the preceding report reflects the order in which they appeared in the original questionnaire.
Fieldwork/Validation	Live interviews with live supervision to validate work as per the MRIA Code of Conduct	Question Content	All questions asked are contained in the report.
Number of Calls	Maximum of five call backs.	Question Wording	The questions in the preceding report are written exactly as they were asked to individuals.
Time of Calls	Individuals were called between 12-5:30 pm and 6:30-9:30pm local time for the respondent.	Survey Company	Nanos Research
Field Dates	July 29 <sup>th</sup> to August 18 <sup>th</sup> , 2016.	Contact	Contact Nanos Research for more information or with any concerns or questions. <a href="http://www.nanosresearch.com">http://www.nanosresearch.com</a> Telephone:(613) 234-4666 ext. Email: info@nanosresearch.com.
Language of Survey	The survey was conducted in English.		



# Tabulations

Confidential



**2016-784 – University of Ottawa – Energy Community Studies – Kitimat – STAT SHEET**

			Gender			Age		
			Kitimat 2016-08	Male	Female	18 to 34	35 to 54	55 plus
Question 1 - Would you describe your knowledge about energy projects in general as high, somewhat high, somewhat low or low?	Total	Unwgt N	355	189	166	43	122	190
		Wgt N	336	168	168	73	136	127
	High	%	20.5	32.7	8.4	30.4	16.4	19.3
	Somewhat high	%	44.1	41.3	47.0	30.3	43.4	52.9
	Somewhat low	%	23.0	15.8	30.1	24.6	26.7	18.0
	Low	%	12.1	9.6	14.5	14.7	12.8	9.8
	Unsure	%	.3	.6	.0	.0	.8	.0

Nanos conducted an RDD dual frame (land- and cell- lines) random telephone survey of 355 residents of Kitimat, 18 years of age or older, between July 29<sup>th</sup> and August 18<sup>th</sup>, 2016.  
The margin of error for a random survey of 355 residents of Kitimat is  $\pm 5.3$  percentage points, 19 times out of 20.

[www.nanosresearch.com](http://www.nanosresearch.com)



**2016-784 – University of Ottawa – Energy Community Studies – Kitimat – STAT SHEET**

			Gender			Age		
			Kitimat 2016-08	Male	Female	18 to 34	35 to 54	55 plus
Question 2 - Prior to today, have you heard or not heard of the energy project known as Northern Gateway Pipeline?	Total	Unwgt N	355	189	166	43	122	190
		Wgt N	336	168	168	73	136	127
	Heard	%	97.6	97.8	97.5	95.8	96.8	99.5
	Not heard	%	2.4	2.2	2.5	4.2	3.2	.5

Nanos conducted an RDD dual frame (land- and cell- lines) random telephone survey of 355 residents of Kitimat, 18 years of age or older, between July 29<sup>th</sup> and August 18<sup>th</sup>, 2016.  
The margin of error for a random survey of 355 residents of Kitimat is  $\pm 5.3$  percentage points, 19 times out of 20.

[www.nanosresearch.com](http://www.nanosresearch.com)



**2016-784 – University of Ottawa – Energy Community Studies – Kitimat – STAT SHEET**

			Gender			Age		
			Kitimat 2016-08	Male	Female	18 to 34	35 to 54	55 plus
Question 3 - Would you say your interest in decision about the Northern Gateway Pipeline was high, somewhat high, somewhat low or very low?	Total	Unwgt N	348	185	163	41	118	189
		Wgt N	328	164	164	70	132	126
	High	%	52.5	56.4	48.6	41.5	56.4	54.5
	Somewhat high	%	35.9	32.3	39.5	43.2	31.3	36.7
	Somewhat low	%	8.1	7.9	8.3	12.6	9.5	4.2
	Very low	%	3.1	3.4	2.8	2.7	1.8	4.7
	Unsure	%	.4	.0	.7	.0	.9	.0

Nanos conducted an RDD dual frame (land- and cell- lines) random telephone survey of 355 residents of Kitimat, 18 years of age or older, between July 29<sup>th</sup> and August 18<sup>th</sup>, 2016.  
The margin of error for a random survey of 355 residents of Kitimat is  $\pm 5.3$  percentage points, 19 times out of 20.

[www.nanosresearch.com](http://www.nanosresearch.com)



**2016-784 – University of Ottawa – Energy Community Studies – Kitimat – STAT SHEET**

			Gender			Age		
			Kitimat 2016-08	Male	Female	18 to 34	35 to 54	55 plus
Question 4 (heard of Northern Gateway Pipeline only) - Today, do you support, somewhat support, somewhat oppose or oppose the Northern Gateway Pipeline?	Total	Unwgt N	348	185	163	41	118	189
		Wgt N	328	164	164	70	132	126
	Support	%	42.2	49.9	34.4	46.0	39.4	43.0
	Somewhat support	%	12.2	12.0	12.4	19.7	7.7	12.7
	Somewhat oppose	%	6.4	5.4	7.4	4.4	5.8	8.2
	Oppose	%	33.8	26.8	40.8	21.8	40.9	32.9
	Unsure	%	5.5	5.9	5.0	8.2	6.1	3.2

Nanos conducted an RDD dual frame (land- and cell- lines) random telephone survey of 355 residents of Kitimat, 18 years of age or older, between July 29<sup>th</sup> and August 18<sup>th</sup>, 2016.  
The margin of error for a random survey of 355 residents of Kitimat is  $\pm 5.3$  percentage points, 19 times out of 20.

[www.nanosresearch.com](http://www.nanosresearch.com)





**2016-784 – University of Ottawa – Energy Community Studies – Kitimat – STAT SHEET**

			Gender			Age		
			Kitimat 2016-08	Male	Female	18 to 34	35 to 54	55 plus
Question 5 (heard of Northern Gateway Pipeline only) - Which of the following statements best describes your views over time on the project compared to your views today? [RANDOMIZE]	Total	Unwgt N	348	185	163	41	118	189
		Wgt N	328	164	164	70	132	126
	My views have not changed	%	63.2	63.2	63.1	57.9	64.3	64.9
	I supported the project at one time and now oppose it	%	3.4	3.0	3.8	.0	6.0	2.6
	I opposed the project at one time and now support it	%	3.6	3.4	3.7	2.7	1.8	5.8
	I was unsure before and remain unsure	%	7.4	7.2	7.6	16.9	4.1	5.6
	I was unsure before and now support it	%	10.6	12.7	8.5	18.1	9.4	7.8
	I was unsure before and now oppose it	%	10.4	8.5	12.3	4.4	12.8	11.2
	I had an opinion before and now I am unsure	%	1.5	2.0	.9	.0	1.6	2.1

Nanos conducted an RDD dual frame (land- and cell- lines) random telephone survey of 355 residents of Kitimat, 18 years of age or older, between July 29<sup>th</sup> and August 18<sup>th</sup>, 2016.  
The margin of error for a random survey of 355 residents of Kitimat is  $\pm 5.3$  percentage points, 19 times out of 20.

[www.nanosresearch.com](http://www.nanosresearch.com)



**2016-784 – University of Ottawa – Energy Community Studies – Kitimat – STAT SHEET**

**Question 6 (aware of Northern Gateway Pipeline only) - Why do you have that opinion? [OPEN-ENDED] \* Question 5 (aware of Northern Gateway Pipeline only) - Which of the following statements best describes your views over time on the project compared to your views today? [RANDOMIZE] Crosstabulation**

Question 5 (aware of Northern Gateway Pipeline only) - Which of the following statements best describes your views over time on the project compared to your views today? [RANDOMIZE]									
		My views have not changed	I supported the project at one time and now oppose it	I opposed the project at one time and now support it	I was unsure before and remain unsure	I was unsure before and now support it	I was unsure before and now oppose it	I had an opinion before and now I am unsure	Total
Bad location/ Dangerous/Unnecessary/ Makes no sense	Count	17	0	0	2	0	6	0	25
		8.2%	0.0%	0.0%	8.0%	0.0%	18.2%	0.0%	7.6%
Don't know enough about the project/Not enough information provided at time	Count	9	1	1	15	3	0	0	29
		4.3%	9.1%	9.1%	60.0%	8.3%	0.0%	0.0%	8.8%
Necessary project for local energy, development and economy/creation of jobs/good for community	Count	84	0	2	1	15	0	0	102
		40.6%	0.0%	18.2%	4.0%	41.7%	0.0%	0.0%	31.0%
Expensive/Not well thought out by government/Company doesn't have a very good record	Count	7	0	0	1	0	4	0	12
		3.4%	0.0%	0.0%	4.0%	0.0%	12.1%	0.0%	3.6%

Nanos conducted an RDD dual frame (land- and cell- lines) random telephone survey of 355 residents of Kitimat, 18 years of age or older, between July 29<sup>th</sup> and August 18<sup>th</sup>, 2016.  
The margin of error for a random survey of 355 residents of Kitimat is  $\pm 5.3$  percentage points, 19 times out of 20.

[www.nanosresearch.com](http://www.nanosresearch.com)



**2016-784 – University of Ottawa – Energy Community Studies – Kitimat – STAT SHEET**

Environmental impact/potential for a pipeline leak when shipping oil/noise and health concerns	Count	45	4	0	4	0	10	3	66
		21.7%	36.4%	0.0%	16.0%	0.0%	30.3%	50.0%	20.1%
The project did not unfold as expected	Count	2	3	0	0	0	0	0	5
		1.0%	27.3%	0.0%	0.0%	0.0%	0.0%	0.0%	1.5%
The community was not consulted/educate community/concerned about natives	Count	3	0	0	0	1	1	0	5
		1.4%	0.0%	0.0%	0.0%	2.8%	3.0%	0.0%	1.5%
Public opinion/Own opinion/Media	Count	3	2	3	2	1	5	2	18
		1.4%	18.2%	27.3%	8.0%	2.8%	15.2%	33.3%	5.5%
Project unfolded as expected/Rational choice/Received enough information/Support it	Count	16	0	1	0	8	0	0	25
		7.7%	0.0%	9.1%	0.0%	22.2%	0.0%	0.0%	7.6%
Possibility of refinery/better method of transportation	Count	4	1	1	0	1	1	0	8
		1.9%	9.1%	9.1%	0.0%	2.8%	3.0%	0.0%	2.4%

Nanos conducted an RDD dual frame (land- and cell- lines) random telephone survey of 355 residents of Kitimat, 18 years of age or older, between July 29<sup>th</sup> and August 18<sup>th</sup>, 2016.  
The margin of error for a random survey of 355 residents of Kitimat is  $\pm 5.3$  percentage points, 19 times out of 20.

[www.nanosresearch.com](http://www.nanosresearch.com)



**2016-784 – University of Ottawa – Energy Community Studies – Kitimat – STAT SHEET**

Resources should stay in Canada/need to get oil to the market/threat to economy/risks vs benefits	Count	9	0	1	0	5	5	1	21
		4.3%	0.0%	9.1%	0.0%	13.9%	15.2%	16.7%	6.4%
Other	Count	6	0	2	0	2	1	0	11
		2.9%	0.0%	18.2%	0.0%	5.6%	3.0%	0.0%	3.3%
Unsure	Count	2	0	0	0	0	0	0	2
		1.0%	0.0%	0.0%	0.0%	0.0%	0.0%	0.0%	0.6%
Total	Count	207	11	11	25	36	33	6	329
		100.0%	100.0%	100.0%	100.0%	100.0%	100.0%	100.0%	100.0%

Nanos conducted an RDD dual frame (land- and cell- lines) random telephone survey of 355 residents of Kitimat, 18 years of age or older, between July 29<sup>th</sup> and August 18<sup>th</sup>, 2016.  
The margin of error for a random survey of 355 residents of Kitimat is  $\pm 5.3$  percentage points, 19 times out of 20.

[www.nanosresearch.com](http://www.nanosresearch.com)



**2016-784 – University of Ottawa – Energy Community Studies – Kitimat – STAT SHEET**

**Do you agree, somewhat agree, somewhat disagree or disagree with the following statements? [RANDOMIZE]**

			Gender			Age		
			Kitimat 2016-08	Male	Female	18 to 34	35 to 54	55 plus
Question 7 (heard of Northern Gateway Pipeline only) - I trust public authorities making decisions about energy projects.	Total	Unwgt N	348	185	163	41	118	189
		Wgt N	328	164	164	70	132	126
	Agree	%	20.7	27.4	13.9	18.1	24.0	18.6
	Somewhat agree	%	23.6	22.5	24.8	35.0	22.6	18.4
	Somewhat disagree	%	16.6	16.6	16.6	19.7	14.3	17.2
	Disagree	%	36.7	31.0	42.5	27.3	36.0	42.8
	Unsure	%	2.4	2.5	2.3	.0	3.2	2.9

Nanos conducted an RDD dual frame (land- and cell- lines) random telephone survey of 355 residents of Kitimat, 18 years of age or older, between July 29<sup>th</sup> and August 18<sup>th</sup>, 2016.  
The margin of error for a random survey of 355 residents of Kitimat is  $\pm 5.3$  percentage points, 19 times out of 20.

[www.nanosresearch.com](http://www.nanosresearch.com)



**2016-784 – University of Ottawa – Energy Community Studies – Kitimat – STAT SHEET**

**Do you agree, somewhat agree, somewhat disagree or disagree with the following statements? [RANDOMIZE]**

			Gender			Age		
			Kitimat 2016-08	Male	Female	18 to 34	35 to 54	55 plus
Question 8 (heard of Northern Gateway Pipeline only) - Fair compensation is provided for those who are directly affected by noise problems, air quality, and visual impacts to the community related to an energy project.	Total	Unwgt N	348	185	163	41	118	189
		Wgt N	328	164	164	70	132	126
	Agree	%	24.3	27.6	21.0	16.9	22.5	30.3
	Somewhat agree	%	17.4	20.2	14.7	27.3	10.9	18.8
	Somewhat disagree	%	16.6	17.2	16.0	32.3	14.4	10.2
	Disagree	%	29.4	27.2	31.6	18.6	37.2	27.2
	Unsure	%	12.3	7.8	16.8	4.9	15.0	13.5

Nanos conducted an RDD dual frame (land- and cell- lines) random telephone survey of 355 residents of Kitimat, 18 years of age or older, between July 29<sup>th</sup> and August 18<sup>th</sup>, 2016.  
The margin of error for a random survey of 355 residents of Kitimat is  $\pm 5.3$  percentage points, 19 times out of 20.

[www.nanosresearch.com](http://www.nanosresearch.com)



**2016-784 – University of Ottawa – Energy Community Studies – Kitimat – STAT SHEET**

**Do you agree, somewhat agree, somewhat disagree or disagree with the following statements? [RANDOMIZE]**

			Gender			Age		
			Kitimat 2016-08	Male	Female	18 to 34	35 to 54	55 plus
Question 9 (heard of Northern Gateway Pipeline only) - Public authorities respect indigenous communities in their decision processes about energy projects.	Total	Unwgt N	348	185	163	41	118	189
		Wgt N	328	164	164	70	132	126
	Agree	%	36.6	45.6	27.6	33.4	35.7	39.3
	Somewhat agree	%	26.2	25.9	26.5	41.0	26.1	18.2
	Somewhat disagree	%	11.0	7.3	14.7	.0	14.1	13.9
	Disagree	%	23.3	18.8	27.8	25.7	19.0	26.6
	Unsure	%	2.9	2.4	3.4	.0	5.2	2.0

Nanos conducted an RDD dual frame (land- and cell- lines) random telephone survey of 355 residents of Kitimat, 18 years of age or older, between July 29<sup>th</sup> and August 18<sup>th</sup>, 2016.  
The margin of error for a random survey of 355 residents of Kitimat is  $\pm 5.3$  percentage points, 19 times out of 20.

[www.nanosresearch.com](http://www.nanosresearch.com)



**2016-784 – University of Ottawa – Energy Community Studies – Kitimat – STAT SHEET**

**Do you agree, somewhat agree, somewhat disagree or disagree with the following statements? [RANDOMIZE]**

			Gender			Age		
			Kitimat 2016-08	Male	Female	18 to 34	35 to 54	55 plus
Question 10 (heard of Northern Gateway Pipeline only) - Regulators making decisions about energy projects are independent of government and industry	Total	Unwgt N	348	185	163	41	118	189
		Wgt N	328	164	164	70	132	126
	Agree	%	23.4	30.9	15.9	33.4	20.7	20.7
	Somewhat agree	%	22.8	22.2	23.4	32.3	24.7	15.6
	Somewhat disagree	%	11.5	9.4	13.6	18.0	10.2	9.3
	Disagree	%	34.0	28.6	39.3	10.9	35.8	44.8
	Unsure	%	8.3	8.8	7.7	5.5	8.5	9.6

Nanos conducted an RDD dual frame (land- and cell- lines) random telephone survey of 355 residents of Kitimat, 18 years of age or older, between July 29<sup>th</sup> and August 18<sup>th</sup>, 2016.  
The margin of error for a random survey of 355 residents of Kitimat is  $\pm 5.3$  percentage points, 19 times out of 20.

[www.nanosresearch.com](http://www.nanosresearch.com)





## 2016-784 – University of Ottawa – Energy Community Studies – Kitimat – STAT SHEET

			Gender			Age		
			Kitimat 2016-08	Male	Female	18 to 34	35 to 54	55 plus
Question 11 (heard of Northern Gateway Pipeline only - first ranked response) - Please rank the top two entities who should be responsible for providing information about a new energy project to community members [RANDOMIZE]	Total	Unwgt N	348	185	163	41	118	189
		Wgt N	328	164	164	70	132	126
	Federal or Provincial government	%	33.0	33.4	32.5	33.3	28.7	37.3
	Energy regulator	%	8.6	7.5	9.7	2.2	6.0	14.9
	Municipal government	%	11.6	10.0	13.3	9.8	15.4	8.7
	Energy company proposing the project	%	22.4	27.7	17.0	36.1	23.6	13.6
	Non-governmental organization	%	20.4	18.4	22.5	18.6	21.2	20.7
	Unsure	%	4.0	3.0	4.9	.0	5.1	5.0

Nanos conducted an RDD dual frame (land- and cell- lines) random telephone survey of 355 residents of Kitimat, 18 years of age or older, between July 29<sup>th</sup> and August 18<sup>th</sup>, 2016.  
The margin of error for a random survey of 355 residents of Kitimat is  $\pm 5.3$  percentage points, 19 times out of 20.

[www.nanosresearch.com](http://www.nanosresearch.com)



**2016-784 – University of Ottawa – Energy Community Studies – Kitimat – STAT SHEET**

			Gender			Age		
			Kitimat 2016-08	Male	Female	18 to 34	35 to 54	55 plus
Question 11 (heard of Northern Gateway Pipeline only - second ranked response) - Please rank the top two entities who should be responsible for providing information about a new energy project to community members [RANDOMIZE]	Total	Unwgt N	333	179	154	41	112	180
		Wgt N	315	159	156	70	125	120
	Federal or Provincial government	%	28.0	28.9	27.1	37.2	27.3	23.3
	Energy regulator	%	16.0	21.4	10.5	13.1	15.2	18.5
	Municipal government	%	17.5	11.3	23.9	15.3	17.2	19.2
	Energy company proposing the project	%	17.0	19.8	14.2	17.5	16.6	17.3
	Non-governmental organization	%	13.5	9.1	18.1	11.5	14.7	13.5
	Unsure	%	7.9	9.5	6.2	5.5	9.0	8.2

Nanos conducted an RDD dual frame (land- and cell- lines) random telephone survey of 355 residents of Kitimat, 18 years of age or older, between July 29<sup>th</sup> and August 18<sup>th</sup>, 2016.  
The margin of error for a random survey of 355 residents of Kitimat is  $\pm 5.3$  percentage points, 19 times out of 20.

[www.nanosresearch.com](http://www.nanosresearch.com)



**2016-784 – University of Ottawa – Energy Community Studies – Kitimat – STAT SHEET**

**Do you agree, somewhat agree, somewhat disagree or disagree with the following statements about the Northern Gateway Pipeline? [RANDOMIZE]**

			Gender			Age		
			Kitimat 2016-08	Male	Female	18 to 34	35 to 54	55 plus
Question 12 (heard of Northern Gateway Pipeline only) - It increases the risk of an accident that could significantly harm my community	Total	Unwgt N	348	185	163	41	118	189
		Wgt N	328	164	164	70	132	126
	Agree	%	55.1	53.0	57.3	44.3	64.0	51.9
	Somewhat agree	%	19.1	22.6	15.6	42.1	10.9	15.0
	Somewhat disagree	%	6.2	4.3	8.2	9.3	4.3	6.5
	Disagree	%	17.5	19.1	15.8	4.4	17.3	24.9
	Unsure	%	2.1	1.0	3.1	.0	3.5	1.7

Nanos conducted an RDD dual frame (land- and cell- lines) random telephone survey of 355 residents of Kitimat, 18 years of age or older, between July 29<sup>th</sup> and August 18<sup>th</sup>, 2016.  
The margin of error for a random survey of 355 residents of Kitimat is  $\pm 5.3$  percentage points, 19 times out of 20.

[www.nanosresearch.com](http://www.nanosresearch.com)



**2016-784 – University of Ottawa – Energy Community Studies – Kitimat – STAT SHEET**

**Do you agree, somewhat agree, somewhat disagree or disagree with the following statements about the Northern Gateway Pipeline? [RANDOMIZE]**

			Gender			Age		
			Kitimat 2016-08	Male	Female	18 to 34	35 to 54	55 plus
Question 13 (heard of Northern Gateway Pipeline only) - It creates local jobs	Total	Unwgt N	348	185	163	41	118	189
		Wgt N	328	164	164	70	132	126
	Agree	%	65.0	68.9	61.2	78.7	64.4	58.1
	Somewhat agree	%	12.1	9.0	15.2	8.7	13.5	12.6
	Somewhat disagree	%	6.6	7.5	5.6	2.7	6.0	9.3
	Disagree	%	15.6	14.2	17.1	9.8	16.1	18.4
	Unsure	%	.6	.4	.9	.0	.0	1.7

Nanos conducted an RDD dual frame (land- and cell- lines) random telephone survey of 355 residents of Kitimat, 18 years of age or older, between July 29<sup>th</sup> and August 18<sup>th</sup>, 2016.  
The margin of error for a random survey of 355 residents of Kitimat is  $\pm 5.3$  percentage points, 19 times out of 20.

[www.nanosresearch.com](http://www.nanosresearch.com)



**2016-784 – University of Ottawa – Energy Community Studies – Kitimat – STAT SHEET**

**Do you agree, somewhat agree, somewhat disagree or disagree with the following statements about the Northern Gateway Pipeline? [RANDOMIZE]**

			Gender			Age		
			Kitimat 2016-08	Male	Female	18 to 34	35 to 54	55 plus
Question 14 (heard of Northern Gateway Pipeline only) - It risks harming the local environment in my community	Total	Unwgt N	348	185	163	41	118	189
		Wgt N	328	164	164	70	132	126
	Agree	%	57.1	48.7	65.4	55.7	63.1	51.6
	Somewhat agree	%	19.2	22.9	15.4	29.0	14.4	18.7
	Somewhat disagree	%	5.2	6.4	4.0	9.8	4.1	3.7
	Disagree	%	17.9	21.0	14.7	5.5	17.7	25.0
	Unsure	%	.7	1.0	.5	.0	.8	1.1

Nanos conducted an RDD dual frame (land- and cell- lines) random telephone survey of 355 residents of Kitimat, 18 years of age or older, between July 29<sup>th</sup> and August 18<sup>th</sup>, 2016.  
The margin of error for a random survey of 355 residents of Kitimat is  $\pm 5.3$  percentage points, 19 times out of 20.

[www.nanosresearch.com](http://www.nanosresearch.com)



**2016-784 – University of Ottawa – Energy Community Studies – Kitimat – STAT SHEET**

**Do you agree, somewhat agree, somewhat disagree or disagree with the following statements about the Northern Gateway Pipeline? [RANDOMIZE]**

			Gender			Age		
			Kitimat 2016-08	Male	Female	18 to 34	35 to 54	55 plus
Question 15 (heard of Northern Gateway Pipeline only) - It risks harming the environment beyond my community	Total	Unwgt N	348	185	163	41	118	189
		Wgt N	328	164	164	70	132	126
	Agree	%	56.8	53.0	60.6	50.8	64.0	52.5
	Somewhat agree	%	18.2	17.4	19.0	34.4	11.4	16.3
	Somewhat disagree	%	5.6	7.7	3.4	5.5	4.9	6.4
	Disagree	%	16.4	19.9	12.8	4.9	18.2	20.8
	Unsure	%	3.1	2.0	4.1	4.4	1.6	3.9

Nanos conducted an RDD dual frame (land- and cell- lines) random telephone survey of 355 residents of Kitimat, 18 years of age or older, between July 29<sup>th</sup> and August 18<sup>th</sup>, 2016.  
The margin of error for a random survey of 355 residents of Kitimat is  $\pm 5.3$  percentage points, 19 times out of 20.

[www.nanosresearch.com](http://www.nanosresearch.com)



**2016-784 – University of Ottawa – Energy Community Studies – Kitimat – STAT SHEET**

**Do you agree, somewhat agree, somewhat disagree or disagree with the following statements about the Northern Gateway Pipeline? [RANDOMIZE]**

			Gender			Age		
			Kitimat 2016-08	Male	Female	18 to 34	35 to 54	55 plus
Question 16 (heard of Northern Gateway Pipeline only) - It results in financial benefits to my municipal government	Total	Unwgt N	348	185	163	41	118	189
		Wgt N	328	164	164	70	132	126
	Agree	%	59.2	62.8	55.6	61.8	59.4	57.5
	Somewhat agree	%	17.2	14.3	20.1	20.2	16.8	16.0
	Somewhat disagree	%	5.1	6.2	4.0	2.7	6.7	4.8
	Disagree	%	14.3	13.6	15.0	15.3	12.8	15.2
	Unsure	%	4.2	3.1	5.4	.0	4.3	6.5

Nanos conducted an RDD dual frame (land- and cell- lines) random telephone survey of 355 residents of Kitimat, 18 years of age or older, between July 29<sup>th</sup> and August 18<sup>th</sup>, 2016.  
The margin of error for a random survey of 355 residents of Kitimat is  $\pm 5.3$  percentage points, 19 times out of 20.

[www.nanosresearch.com](http://www.nanosresearch.com)



**2016-784 – University of Ottawa – Energy Community Studies – Kitimat – STAT SHEET**

**Do you agree, somewhat agree, somewhat disagree or disagree with the following statements about the Northern Gateway Pipeline? [RANDOMIZE]**

			Gender			Age		
			Kitimat 2016-08	Male	Female	18 to 34	35 to 54	55 plus
Question 17 (heard of Northern Gateway Pipeline only) - It results in financial benefits to my provincial or federal government	Total	Unwgt N	348	185	163	41	118	189
		Wgt N	328	164	164	70	132	126
	Agree	%	74.1	78.8	69.4	72.7	73.9	75.1
	Somewhat agree	%	12.3	11.8	12.8	13.1	11.4	12.7
	Somewhat disagree	%	3.3	1.3	5.4	4.4	4.3	1.8
	Disagree	%	7.8	6.5	9.1	9.8	6.9	7.6
	Unsure	%	2.5	1.6	3.3	.0	3.4	2.8

Nanos conducted an RDD dual frame (land- and cell- lines) random telephone survey of 355 residents of Kitimat, 18 years of age or older, between July 29<sup>th</sup> and August 18<sup>th</sup>, 2016.  
The margin of error for a random survey of 355 residents of Kitimat is  $\pm 5.3$  percentage points, 19 times out of 20.

[www.nanosresearch.com](http://www.nanosresearch.com)





**2016-784 – University of Ottawa – Energy Community Studies – Kitimat – STAT SHEET**

**Do you agree, somewhat agree, somewhat disagree or disagree with the following statements about the Northern Gateway Pipeline? [RANDOMIZE]**

			Gender			Age		
			Kitimat 2016-08	Male	Female	18 to 34	35 to 54	55 plus
Question 18 (heard of Northern Gateway Pipeline only) - It respects indigenous communities	Total	Unwgt N	348	185	163	41	118	189
		Wgt N	328	164	164	70	132	126
	Agree	%	42.4	46.6	38.1	47.6	38.6	43.4
	Somewhat agree	%	13.9	13.7	14.1	14.2	13.6	14.1
	Somewhat disagree	%	11.1	12.6	9.6	12.6	10.9	10.6
	Disagree	%	28.8	24.3	33.4	25.7	31.6	27.7
	Unsure	%	3.7	2.7	4.7	.0	5.2	4.3

Nanos conducted an RDD dual frame (land- and cell- lines) random telephone survey of 355 residents of Kitimat, 18 years of age or older, between July 29<sup>th</sup> and August 18<sup>th</sup>, 2016.  
The margin of error for a random survey of 355 residents of Kitimat is  $\pm 5.3$  percentage points, 19 times out of 20.

[www.nanosresearch.com](http://www.nanosresearch.com)



**2016-784 – University of Ottawa – Energy Community Studies – Kitimat – STAT SHEET**

**Do you agree, somewhat agree, somewhat disagree or disagree with the following statements about the Northern Gateway Pipeline? [RANDOMIZE]**

			Gender			Age		
			Kitimat 2016-08	Male	Female	18 to 34	35 to 54	55 plus
Question 19 (heard of Northern Gateway Pipeline only) - It has a negative impact on property values	Total	Unwgt N	348	185	163	41	118	189
		Wgt N	328	164	164	70	132	126
	Agree	%	23.9	21.8	26.0	16.9	26.3	25.3
	Somewhat agree	%	12.5	15.1	9.9	13.7	12.8	11.5
	Somewhat disagree	%	10.2	14.1	6.3	13.7	9.8	8.7
	Disagree	%	48.2	45.1	51.3	51.3	44.9	50.0
	Unsure	%	5.1	3.9	6.4	4.4	6.1	4.5

Nanos conducted an RDD dual frame (land- and cell- lines) random telephone survey of 355 residents of Kitimat, 18 years of age or older, between July 29<sup>th</sup> and August 18<sup>th</sup>, 2016.  
The margin of error for a random survey of 355 residents of Kitimat is  $\pm 5.3$  percentage points, 19 times out of 20.

[www.nanosresearch.com](http://www.nanosresearch.com)



**2016-784 – University of Ottawa – Energy Community Studies – Kitimat – STAT SHEET**

**Do you agree, somewhat agree, somewhat disagree or disagree with the following statements about the assessment process for the Northern Gateway Pipeline? [RANDOMIZE]**

			Gender			Age		
			Kitimat 2016-08	Male	Female	18 to 34	35 to 54	55 plus
Question 20 (heard of Northern Gateway Pipeline only) - The public authorities have made the right decision about the Northern Gateway Pipeline	Total	Unwgt N	348	185	163	41	118	189
		Wgt N	328	164	164	70	132	126
	Agree	%	20.6	24.4	16.8	16.9	16.8	26.7
	Somewhat agree	%	13.7	14.1	13.3	15.3	16.2	10.1
	Somewhat disagree	%	9.7	10.4	9.0	15.3	9.4	6.9
	Disagree	%	30.2	30.6	29.7	18.6	31.8	34.8
	Unsure	%	25.8	20.4	31.2	33.9	25.8	21.4

Nanos conducted an RDD dual frame (land- and cell- lines) random telephone survey of 355 residents of Kitimat, 18 years of age or older, between July 29<sup>th</sup> and August 18<sup>th</sup>, 2016.  
The margin of error for a random survey of 355 residents of Kitimat is  $\pm 5.3$  percentage points, 19 times out of 20.

[www.nanosresearch.com](http://www.nanosresearch.com)



**2016-784 – University of Ottawa – Energy Community Studies – Kitimat – STAT SHEET**

**Do you agree, somewhat agree, somewhat disagree or disagree with the following statements about the assessment process for the Northern Gateway Pipeline? [RANDOMIZE]**

			Gender			Age		
			Kitimat 2016-08	Male	Female	18 to 34	35 to 54	55 plus
Question 21 (heard of Northern Gateway Pipeline only) - Community concerns were taken into account for the decision	Total	Unwgt N	348	185	163	41	118	189
		Wgt N	328	164	164	70	132	126
	Agree	%	34.5	37.2	31.7	24.0	37.1	37.5
	Somewhat agree	%	19.9	20.9	18.8	29.5	18.6	15.8
	Somewhat disagree	%	15.1	16.3	13.9	22.4	16.1	10.0
	Disagree	%	25.9	23.6	28.1	24.0	23.0	29.8
	Unsure	%	4.7	2.0	7.5	.0	5.2	6.8

Nanos conducted an RDD dual frame (land- and cell- lines) random telephone survey of 355 residents of Kitimat, 18 years of age or older, between July 29<sup>th</sup> and August 18<sup>th</sup>, 2016.  
The margin of error for a random survey of 355 residents of Kitimat is  $\pm 5.3$  percentage points, 19 times out of 20.

[www.nanosresearch.com](http://www.nanosresearch.com)



**2016-784 – University of Ottawa – Energy Community Studies – Kitimat – STAT SHEET**

**Do you agree, somewhat agree, somewhat disagree or disagree with the following statements about the assessment process for the Northern Gateway Pipeline? [RANDOMIZE]**

			Gender			Age		
			Kitimat 2016-08	Male	Female	18 to 34	35 to 54	55 plus
Question 22 (heard of Northern Gateway Pipeline only) - Decisions were made that fairly distribute costs and benefits	Total	Unwgt N	348	185	163	41	118	189
		Wgt N	328	164	164	70	132	126
	Agree	%	30.2	40.1	20.4	31.8	32.0	27.6
	Somewhat agree	%	16.2	19.2	13.1	19.7	15.7	14.6
	Somewhat disagree	%	6.1	3.6	8.5	4.4	6.3	6.8
	Disagree	%	26.6	24.9	28.3	18.6	27.9	29.7
	Unsure	%	21.0	12.3	29.7	25.7	18.2	21.3

Nanos conducted an RDD dual frame (land- and cell- lines) random telephone survey of 355 residents of Kitimat, 18 years of age or older, between July 29<sup>th</sup> and August 18<sup>th</sup>, 2016.  
The margin of error for a random survey of 355 residents of Kitimat is  $\pm 5.3$  percentage points, 19 times out of 20.

[www.nanosresearch.com](http://www.nanosresearch.com)



**2016-784 – University of Ottawa – Energy Community Studies – Kitimat – STAT SHEET**

**Do you agree, somewhat agree, somewhat disagree or disagree with the following statements about the assessment process for the Northern Gateway Pipeline? [RANDOMIZE]**

			Gender			Age		
			Kitimat 2016-08	Male	Female	18 to 34	35 to 54	55 plus
Question 23 (heard of Northern Gateway Pipeline only) - Information and decisions are available to me in a timely manner if I was interested	Total	Unwgt N	348	185	163	41	118	189
		Wgt N	328	164	164	70	132	126
	Agree	%	57.3	60.7	54.0	51.4	58.9	59.0
	Somewhat agree	%	17.0	14.5	19.6	26.8	12.0	16.8
	Somewhat disagree	%	5.2	4.2	6.2	4.4	5.2	5.6
	Disagree	%	14.7	14.6	14.8	12.0	16.1	14.8
	Unsure	%	5.7	6.0	5.5	5.5	7.7	3.8

Nanos conducted an RDD dual frame (land- and cell- lines) random telephone survey of 355 residents of Kitimat, 18 years of age or older, between July 29<sup>th</sup> and August 18<sup>th</sup>, 2016.  
The margin of error for a random survey of 355 residents of Kitimat is  $\pm 5.3$  percentage points, 19 times out of 20.

[www.nanosresearch.com](http://www.nanosresearch.com)



**2016-784 – University of Ottawa – Energy Community Studies – Kitimat – STAT SHEET**

**Do you agree, somewhat agree, somewhat disagree or disagree with the following statements about the assessment process for the Northern Gateway Pipeline? [RANDOMIZE]**

			Gender			Age		
			Kitimat 2016-08	Male	Female	18 to 34	35 to 54	55 plus
Question 24 (heard of Northern Gateway Pipeline only) - Early opportunities existed to learn about and influence project decisions including the possibility that the Northern Gateway Pipeline would not proceed	Total	Unwgt N	348	185	163	41	118	189
		Wgt N	328	164	164	70	132	126
	Agree	%	43.5	47.4	39.6	37.2	49.0	41.3
	Somewhat agree	%	22.0	25.2	18.7	42.1	16.8	16.2
	Somewhat disagree	%	7.6	6.4	8.7	6.5	9.3	6.3
	Disagree	%	18.2	13.1	23.4	8.7	18.0	23.7
	Unsure	%	8.7	7.9	9.5	5.5	6.9	12.4

Nanos conducted an RDD dual frame (land- and cell- lines) random telephone survey of 355 residents of Kitimat, 18 years of age or older, between July 29<sup>th</sup> and August 18<sup>th</sup>, 2016.  
The margin of error for a random survey of 355 residents of Kitimat is  $\pm 5.3$  percentage points, 19 times out of 20.

[www.nanosresearch.com](http://www.nanosresearch.com)



**2016-784 – University of Ottawa – Energy Community Studies – Kitimat – STAT SHEET**

**Do you agree, somewhat agree, somewhat disagree or disagree with the following statements about the assessment process for the Northern Gateway Pipeline? [RANDOMIZE]**

			Gender			Age		
			Kitimat 2016-08	Male	Female	18 to 34	35 to 54	55 plus
Question 25 (heard of Northern Gateway Pipeline only) - Opportunities existed to question project proponents in a public setting (e.g., public meeting hearings, etc.)	Total	Unwgt N	348	185	163	41	118	189
		Wgt N	328	164	164	70	132	126
	Agree	%	63.2	68.5	58.0	66.2	63.8	60.9
	Somewhat agree	%	18.3	16.9	19.7	22.9	17.6	16.4
	Somewhat disagree	%	5.6	5.7	5.5	.0	6.6	7.7
	Disagree	%	10.7	6.5	14.9	10.9	9.4	12.0
	Unsure	%	2.2	2.5	1.9	.0	2.6	3.0

Nanos conducted an RDD dual frame (land- and cell- lines) random telephone survey of 355 residents of Kitimat, 18 years of age or older, between July 29<sup>th</sup> and August 18<sup>th</sup>, 2016.  
The margin of error for a random survey of 355 residents of Kitimat is  $\pm 5.3$  percentage points, 19 times out of 20.

[www.nanosresearch.com](http://www.nanosresearch.com)





**2016-784 – University of Ottawa – Energy Community Studies – Kitimat – STAT SHEET**

**Do you agree, somewhat agree, somewhat disagree or disagree with the following statements about the assessment process for the Northern Gateway Pipeline? [RANDOMIZE]**

			Gender			Age		
			Kitimat 2016-08	Male	Female	18 to 34	35 to 54	55 plus
Question 26 (heard of Northern Gateway Pipeline only) - The process was respectful of the local community	Total	Unwgt N	348	185	163	41	118	189
		Wgt N	328	164	164	70	132	126
	Agree	%	46.3	50.9	41.7	46.5	44.5	48.1
	Somewhat agree	%	16.9	17.8	15.9	22.4	17.6	13.0
	Somewhat disagree	%	9.7	10.5	9.0	12.6	8.6	9.3
	Disagree	%	23.1	19.7	26.5	18.6	24.7	24.0
	Unsure	%	4.0	1.1	6.8	.0	4.6	5.6

Nanos conducted an RDD dual frame (land- and cell- lines) random telephone survey of 355 residents of Kitimat, 18 years of age or older, between July 29<sup>th</sup> and August 18<sup>th</sup>, 2016.  
The margin of error for a random survey of 355 residents of Kitimat is  $\pm 5.3$  percentage points, 19 times out of 20.

[www.nanosresearch.com](http://www.nanosresearch.com)



**2016-784 – University of Ottawa – Energy Community Studies – Kitimat – STAT SHEET**

**Do you agree, somewhat agree, somewhat disagree or disagree with the following statements? [RANDOMIZE]**

			Gender			Age		
			Kitimat 2016-08	Male	Female	18 to 34	35 to 54	55 plus
Question 7b (not heard of Northern Gateway Pipeline only) - I trust public authorities making decisions about energy projects.	Total	Unwgt N	7	4	3	2	4	1
		Wgt N	8	4	4	3	4	1
	Agree	%	64.3	55.8	71.8	100.0	48.2	.0
	Disagree	%	35.7	44.2	28.2	.0	51.8	100.0

Nanos conducted an RDD dual frame (land- and cell- lines) random telephone survey of 355 residents of Kitimat, 18 years of age or older, between July 29<sup>th</sup> and August 18<sup>th</sup>, 2016.  
The margin of error for a random survey of 355 residents of Kitimat is  $\pm 5.3$  percentage points, 19 times out of 20.

[www.nanosresearch.com](http://www.nanosresearch.com)



**2016-784 – University of Ottawa – Energy Community Studies – Kitimat – STAT SHEET**

**Do you agree, somewhat agree, somewhat disagree or disagree with the following statements? [RANDOMIZE]**

			Gender		Age			
			Kitimat 2016-08	Male	Female	18 to 34	35 to 54	55 plus
Question 8b (not heard of Northern Gateway Pipeline only) - Fair compensation is provided for those who are directly affected by noise problems, air quality, and visual impacts to the community related to an energy project.	Total	Unwgt N	7	4	3	2	4	1
		Wgt N	8	4	4	3	4	1
	Somewhat agree	%	13.0	27.9	.0	.0	24.1	.0
	Somewhat disagree	%	13.0	27.9	.0	.0	24.1	.0
	Disagree	%	73.9	44.2	100.0	100.0	51.8	100.0

Nanos conducted an RDD dual frame (land- and cell- lines) random telephone survey of 355 residents of Kitimat, 18 years of age or older, between July 29<sup>th</sup> and August 18<sup>th</sup>, 2016.  
The margin of error for a random survey of 355 residents of Kitimat is  $\pm 5.3$  percentage points, 19 times out of 20.

[www.nanosresearch.com](http://www.nanosresearch.com)



**2016-784 – University of Ottawa – Energy Community Studies – Kitimat – STAT SHEET**

**Do you agree, somewhat agree, somewhat disagree or disagree with the following statements? [RANDOMIZE]**

			Gender			Age		
			Kitimat 2016-08	Male	Female	18 to 34	35 to 54	55 plus
Question 9b (not heard of Northern Gateway Pipeline only) - Public authorities respect indigenous communities in their decision processes about energy projects.	Total	Unwgt N	7	4	3	2	4	1
		Wgt N	8	4	4	3	4	1
	Agree	%	26.1	55.8	.0	.0	48.2	.0
	Somewhat agree	%	38.2	.0	71.8	100.0	.0	.0
	Disagree	%	35.7	44.2	28.2	.0	51.8	100.0

Nanos conducted an RDD dual frame (land- and cell- lines) random telephone survey of 355 residents of Kitimat, 18 years of age or older, between July 29<sup>th</sup> and August 18<sup>th</sup>, 2016.  
The margin of error for a random survey of 355 residents of Kitimat is  $\pm 5.3$  percentage points, 19 times out of 20.

[www.nanosresearch.com](http://www.nanosresearch.com)



**2016-784 – University of Ottawa – Energy Community Studies – Kitimat – STAT SHEET**

**Do you agree, somewhat agree, somewhat disagree or disagree with the following statements? [RANDOMIZE]**

			Gender			Age		
			Kitimat 2016-08	Male	Female	18 to 34	35 to 54	55 plus
Question 10b (not heard of Northern Gateway Pipeline only) - Regulators making decisions about energy projects are independent of government and industry	Total	Unwgt N	7	4	3	2	4	1
		Wgt N	8	4	4	3	4	1
	Agree	%	51.3	27.9	71.8	100.0	24.1	.0
	Somewhat agree	%	13.0	27.9	.0	.0	24.1	.0
	Disagree	%	35.7	44.2	28.2	.0	51.8	100.0

Nanos conducted an RDD dual frame (land- and cell- lines) random telephone survey of 355 residents of Kitimat, 18 years of age or older, between July 29<sup>th</sup> and August 18<sup>th</sup>, 2016.  
The margin of error for a random survey of 355 residents of Kitimat is  $\pm 5.3$  percentage points, 19 times out of 20.

[www.nanosresearch.com](http://www.nanosresearch.com)



**2016-784 – University of Ottawa – Energy Community Studies – Kitimat – STAT SHEET**

			Gender			Age		
			Kitimat 2016-08	Male	Female	18 to 34	35 to 54	55 plus
Question 11b (not heard of Northern Gateway Pipeline only - first ranked response) - Please rank the top two entities who should be responsible for providing information about a new energy project to community members [RANDOMIZE]	Total	Unwgt N	7	4	3	2	4	1
		Wgt N	8	4	4	3	4	1
	Federal or Provincial government	%	13.0	27.9	.0	.0	24.1	.0
	Municipal government	%	51.3	27.9	71.8	100.0	24.1	.0
	Energy company proposing the project	%	13.0	27.9	.0	.0	24.1	.0
	Non-governmental organization	%	22.6	16.3	28.2	.0	27.7	100.0

Nanos conducted an RDD dual frame (land- and cell- lines) random telephone survey of 355 residents of Kitimat, 18 years of age or older, between July 29<sup>th</sup> and August 18<sup>th</sup>, 2016.  
The margin of error for a random survey of 355 residents of Kitimat is  $\pm 5.3$  percentage points, 19 times out of 20.

[www.nanosresearch.com](http://www.nanosresearch.com)



**2016-784 – University of Ottawa – Energy Community Studies – Kitimat – STAT SHEET**

			Gender			Age		
			Kitimat 2016-08	Male	Female	18 to 34	35 to 54	55 plus
Question 11b (not heard of Northern Gateway Pipeline only - second ranked response) - Please rank the top two entities who should be responsible for providing information about a new energy project to community members [RANDOMIZE]	Total	Unwgt N	7	4	3	2	4	1
		Wgt N	8	4	4	3	4	1
	Federal or Provincial government	%	13.0	27.9	.0	.0	24.1	.0
	Municipal government	%	7.6	16.3	.0	.0	.0	100.0
	Energy company proposing the project	%	51.3	27.9	71.8	100.0	24.1	.0
	Unsure	%	28.1	27.9	28.2	.0	51.8	.0

Nanos conducted an RDD dual frame (land- and cell- lines) random telephone survey of 355 residents of Kitimat, 18 years of age or older, between July 29<sup>th</sup> and August 18<sup>th</sup>, 2016.  
The margin of error for a random survey of 355 residents of Kitimat is  $\pm 5.3$  percentage points, 19 times out of 20.

[www.nanosresearch.com](http://www.nanosresearch.com)



**2016-784 – University of Ottawa – Energy Community Studies – Kitimat – STAT SHEET**

**When public authorities make decisions about energy projects, do you agree, somewhat agree, somewhat disagree or disagree with the following requirements [RANDOMIZE]**

			Gender			Age		
			Kitimat 2016-08	Male	Female	18 to 34	35 to 54	55 plus
Question 21b (not heard of Northern Gateway Pipeline only) - Community concerns were taken into account for the decision	Total	Unwgt N	7	4	3	2	4	1
		Wgt N	8	4	4	3	4	1
	Agree	%	41.8	16.3	64.1	50.0	27.7	100.0
	Somewhat agree	%	32.2	27.9	35.9	50.0	24.1	.0
	Disagree	%	26.1	55.8	.0	.0	48.2	.0

Nanos conducted an RDD dual frame (land- and cell- lines) random telephone survey of 355 residents of Kitimat, 18 years of age or older, between July 29<sup>th</sup> and August 18<sup>th</sup>, 2016.  
The margin of error for a random survey of 355 residents of Kitimat is  $\pm 5.3$  percentage points, 19 times out of 20.

[www.nanosresearch.com](http://www.nanosresearch.com)





**2016-784 – University of Ottawa – Energy Community Studies – Kitimat – STAT SHEET**

**When public authorities make decisions about energy projects, do you agree, somewhat agree, somewhat disagree or disagree with the following requirements [RANDOMIZE]**

			Gender			Age		
			Kitimat 2016-08	Male	Female	18 to 34	35 to 54	55 plus
Question 22b (not heard of Northern Gateway Pipeline only) - Decisions were made that fairly distribute costs and benefits	Total	Unwgt N	7	4	3	2	4	1
		Wgt N	8	4	4	3	4	1
	Agree	%	47.2	27.9	64.1	50.0	51.8	.0
	Somewhat agree	%	19.1	.0	35.9	50.0	.0	.0
	Disagree	%	33.7	72.1	.0	.0	48.2	100.0

Nanos conducted an RDD dual frame (land- and cell- lines) random telephone survey of 355 residents of Kitimat, 18 years of age or older, between July 29<sup>th</sup> and August 18<sup>th</sup>, 2016.  
The margin of error for a random survey of 355 residents of Kitimat is  $\pm 5.3$  percentage points, 19 times out of 20.

[www.nanosresearch.com](http://www.nanosresearch.com)



**2016-784 – University of Ottawa – Energy Community Studies – Kitimat – STAT SHEET**

**When public authorities make decisions about energy projects, do you agree, somewhat agree, somewhat disagree or disagree with the following requirements [RANDOMIZE]**

			Gender			Age		
			Kitimat 2016-08	Male	Female	18 to 34	35 to 54	55 plus
Question 23b (not heard of Northern Gateway Pipeline only) - Information and decisions are available to me in a timely manner if I was interested	Total	Unwgt N	7	4	3	2	4	1
		Wgt N	8	4	4	3	4	1
	Agree	%	60.2	55.8	64.1	50.0	75.9	.0
	Somewhat agree	%	19.1	.0	35.9	50.0	.0	.0
	Somewhat disagree	%	7.6	16.3	.0	.0	.0	100.0
	Disagree	%	13.0	27.9	.0	.0	24.1	.0

Nanos conducted an RDD dual frame (land- and cell- lines) random telephone survey of 355 residents of Kitimat, 18 years of age or older, between July 29<sup>th</sup> and August 18<sup>th</sup>, 2016.  
The margin of error for a random survey of 355 residents of Kitimat is  $\pm 5.3$  percentage points, 19 times out of 20.

[www.nanosresearch.com](http://www.nanosresearch.com)



**2016-784 – University of Ottawa – Energy Community Studies – Kitimat – STAT SHEET**

**When public authorities make decisions about energy projects, do you agree, somewhat agree, somewhat disagree or disagree with the following requirements [RANDOMIZE]**

			Gender			Age		
			Kitimat 2016-08	Male	Female	18 to 34	35 to 54	55 plus
Question 24b (not heard of Northern Gateway Pipeline only) - Early opportunities existed to learn about and influence project decisions including the possibility that the Northern Gateway Pipeline would not proceed	Total	Unwgt N	7	4	3	2	4	1
		Wgt N	8	4	4	3	4	1
	Agree	%	41.1	55.8	28.2	.0	75.9	.0
	Somewhat agree	%	38.2	.0	71.8	100.0	.0	.0
	Disagree	%	20.7	44.2	.0	.0	24.1	100.0

Nanos conducted an RDD dual frame (land- and cell- lines) random telephone survey of 355 residents of Kitimat, 18 years of age or older, between July 29<sup>th</sup> and August 18<sup>th</sup>, 2016.  
The margin of error for a random survey of 355 residents of Kitimat is  $\pm 5.3$  percentage points, 19 times out of 20.

[www.nanosresearch.com](http://www.nanosresearch.com)



**2016-784 – University of Ottawa – Energy Community Studies – Kitimat – STAT SHEET**

**When public authorities make decisions about energy projects, do you agree, somewhat agree, somewhat disagree or disagree with the following requirements [RANDOMIZE]**

			Gender			Age		
			Kitimat 2016-08	Male	Female	18 to 34	35 to 54	55 plus
Question 25b (not heard of Northern Gateway Pipeline only) - Opportunities existed to question project proponents in a public setting (e.g., public meeting hearings, etc.)	Total	Unwgt N	7	4	3	2	4	1
		Wgt N	8	4	4	3	4	1
	Agree	%	41.1	55.8	28.2	.0	75.9	.0
	Somewhat agree	%	13.0	27.9	.0	.0	24.1	.0
	Somewhat disagree	%	7.6	16.3	.0	.0	.0	100.0
	Disagree	%	38.2	.0	71.8	100.0	.0	.0

Nanos conducted an RDD dual frame (land- and cell- lines) random telephone survey of 355 residents of Kitimat, 18 years of age or older, between July 29<sup>th</sup> and August 18<sup>th</sup>, 2016.  
The margin of error for a random survey of 355 residents of Kitimat is  $\pm 5.3$  percentage points, 19 times out of 20.

[www.nanosresearch.com](http://www.nanosresearch.com)



**2016-784 – University of Ottawa – Energy Community Studies – Kitimat – STAT SHEET**

**When public authorities make decisions about energy projects, do you agree, somewhat agree, somewhat disagree or disagree with the following requirements [RANDOMIZE]**

			Gender			Age		
			Kitimat 2016-08	Male	Female	18 to 34	35 to 54	55 plus
Question 26b (not heard of Northern Gateway Pipeline only) - The process was respectful of the local community	Total	Unwgt N	7	4	3	2	4	1
		Wgt N	8	4	4	3	4	1
	Agree	%	41.8	16.3	64.1	50.0	27.7	100.0
	Somewhat agree	%	32.2	27.9	35.9	50.0	24.1	.0
	Disagree	%	26.1	55.8	.0	.0	48.2	.0

Nanos conducted an RDD dual frame (land- and cell- lines) random telephone survey of 355 residents of Kitimat, 18 years of age or older, between July 29<sup>th</sup> and August 18<sup>th</sup>, 2016.  
The margin of error for a random survey of 355 residents of Kitimat is  $\pm 5.3$  percentage points, 19 times out of 20.

[www.nanosresearch.com](http://www.nanosresearch.com)



# 2016-784 – University of Ottawa – Energy Community Studies – Kitimat – STAT SHEET

			Gender			Age		
			Kitimat 2016-08	Male	Female	18 to 34	35 to 54	55 plus
Question 27 (heard of Northern Gateway Pipeline only) - Were you satisfied, somewhat satisfied, somewhat not satisfied or not satisfied that the regulatory process considered all relevant issues?	Total	Unwgt N	348	185	163	41	118	189
		Wgt N	328	164	164	70	132	126
	Satisfied	%	28.2	34.7	21.6	30.6	25.9	29.1
	Somewhat satisfied	%	25.7	30.4	21.1	35.0	23.3	23.1
	Somewhat not satisfied	%	9.1	9.5	8.7	5.5	11.1	9.0
	Not satisfied	%	30.8	21.8	39.8	21.8	32.4	34.0
	Unsure	%	6.2	3.7	8.8	7.1	7.2	4.8

Nanos conducted an RDD dual frame (land- and cell- lines) random telephone survey of 355 residents of Kitimat, 18 years of age or older, between July 29<sup>th</sup> and August 18<sup>th</sup>, 2016.  
The margin of error for a random survey of 355 residents of Kitimat is  $\pm 5.3$  percentage points, 19 times out of 20.

[www.nanosresearch.com](http://www.nanosresearch.com)



2016-784 – University of Ottawa – Energy Community Studies – Kitimat – STAT SHEET

Question 28 (aware of Northern Gateway Pipeline only) - What else should the regulator have considered? [OPEN-ENDED] \* Question 27 (aware of Northern Gateway Pipeline only) - Were you satisfied, somewhat satisfied, somewhat not satisfied or not satisfied that the regulatory process considered all relevant issues? Crosstabulation

		Question 27 (aware of Northern Gateway Pipeline only) - Were you satisfied, somewhat satisfied, somewhat not satisfied or not satisfied that the regulatory process considered all relevant issues?						
		Satisfied	Somewhat satisfied	Somewhat not satisfied	Not satisfied	Unsure	Total	
Concerns of community and those in opposition/municipal needs/risks and long-term impact	Count	9	15	8	27	0	59	
		9.7%	17.6%	26.7%	26.7%	0.0%	17.9%	
Environmental impact/marine aspect/pipeline leak/alternate energy sources should have been considered	Count	9	12	4	35	1	61	
		9.7%	14.1%	13.3%	34.7%	5.0%	18.5%	
Could have provided more information/knowledge/lack of communication/further research should have been done	Count	2	6	6	8	0	22	
		2.2%	7.1%	20.0%	7.9%	0.0%	6.7%	
Considered everything/nothing left to be considered	Count	26	4	1	3	3	37	
		28.0%	4.7%	3.3%	3.0%	15.0%	11.2%	
Economy/jobs needed/increased cost/benefits	Count	6	4	4	6	0	20	
		6.5%	4.7%	13.3%	5.9%	0.0%	6.1%	
First Nations concerns	Count	6	1	3	6	1	17	

Nanos conducted an RDD dual frame (land- and cell- lines) random telephone survey of 355 residents of Kitimat, 18 years of age or older, between July 29<sup>th</sup> and August 18<sup>th</sup>, 2016. The margin of error for a random survey of 355 residents of Kitimat is  $\pm 5.3$  percentage points, 19 times out of 20.

[www.nanosresearch.com](http://www.nanosresearch.com)



## 2016-784 – University of Ottawa – Energy Community Studies – Kitimat – STAT SHEET

		Question 27 (aware of Northern Gateway Pipeline only) - Were you satisfied, somewhat satisfied, somewhat not satisfied or not satisfied that the regulatory process considered all relevant issues?					
		Satisfied	Somewhat satisfied	Somewhat not satisfied	Not satisfied	Unsure	Total
		6.5%	1.2%	10.0%	5.9%	5.0%	5.2%
Government is the issue/project was pushed too fast/jumping through hoops/against project	Count	3	4	2	3	0	12
		3.2%	4.7%	6.7%	3.0%	0.0%	3.6%
Process takes too long/should have done what they were going to do	Count	6	4	1	5	0	16
		6.5%	4.7%	3.3%	5.0%	0.0%	4.9%
Other	Count	2	3	0	1	1	7
		2.2%	3.5%	0.0%	1.0%	5.0%	2.1%
Unsure	Count	24	32	1	7	14	78
		25.8%	37.6%	3.3%	6.9%	70.0%	23.7%
Total	Count	93	85	30	101	20	329
		100.0%	100.0%	100.0%	100.0%	100.0%	100.0%

Nanos conducted an RDD dual frame (land- and cell- lines) random telephone survey of 355 residents of Kitimat, 18 years of age or older, between July 29<sup>th</sup> and August 18<sup>th</sup>, 2016.  
The margin of error for a random survey of 355 residents of Kitimat is  $\pm 5.3$  percentage points, 19 times out of 20.

[www.nanosresearch.com](http://www.nanosresearch.com)





**2016-784 – University of Ottawa – Energy Community Studies – Kitimat – STAT SHEET**

			Gender			Age		
			Kitimat 2016-08	Male	Female	18 to 34	35 to 54	55 plus
Question 29 (heard of Northern Gateway Pipeline only) - When it comes to the Northern Gateway Pipeline, what level of government should be responsible for providing information? [RANDOMIZE]	Total	Unwgt N	348	185	163	41	118	189
		Wgt N	328	164	164	70	132	126
	Municipal government	%	9.9	6.7	13.1	.0	17.4	7.6
	Provincial government	%	33.9	33.0	34.8	43.2	30.3	32.5
	Federal government	%	49.2	54.9	43.6	56.8	43.7	50.7
	Unsure	%	7.0	5.5	8.5	.0	8.6	9.1

Nanos conducted an RDD dual frame (land- and cell- lines) random telephone survey of 355 residents of Kitimat, 18 years of age or older, between July 29<sup>th</sup> and August 18<sup>th</sup>, 2016.  
The margin of error for a random survey of 355 residents of Kitimat is  $\pm 5.3$  percentage points, 19 times out of 20.

[www.nanosresearch.com](http://www.nanosresearch.com)