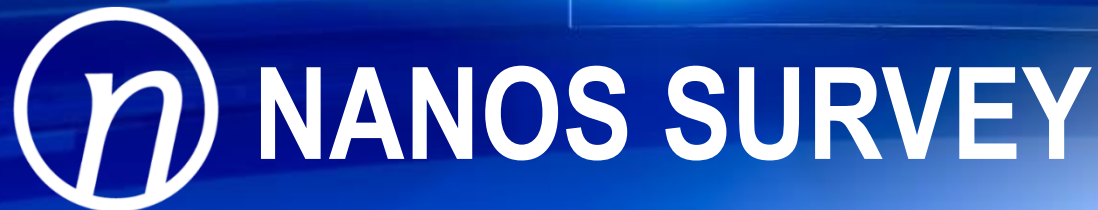


***Canadians say pace of Syrian refugee intake about right –
uncomfortable about Trump’s musings on Muslims***

National survey released December, 2015

Project 2015-761





Canadians on Liberal handling of Syrian refugees and Trump's Muslim musings

A new CTV News/Nanos survey suggests that Canadians have positive impressions of the Liberal government handling of the Syrian refugee crisis. Canadians are more likely to think that accepting 25,000 Syrian refugees is about the right number compared to those that think there should be more or fewer than 25,000 and that the pace of Syrian refugee intake is about right. Asked about presidential hopeful Donald Trump's comments about banning Muslim immigrants to the US, Canadians are quite uncomfortable on that front.

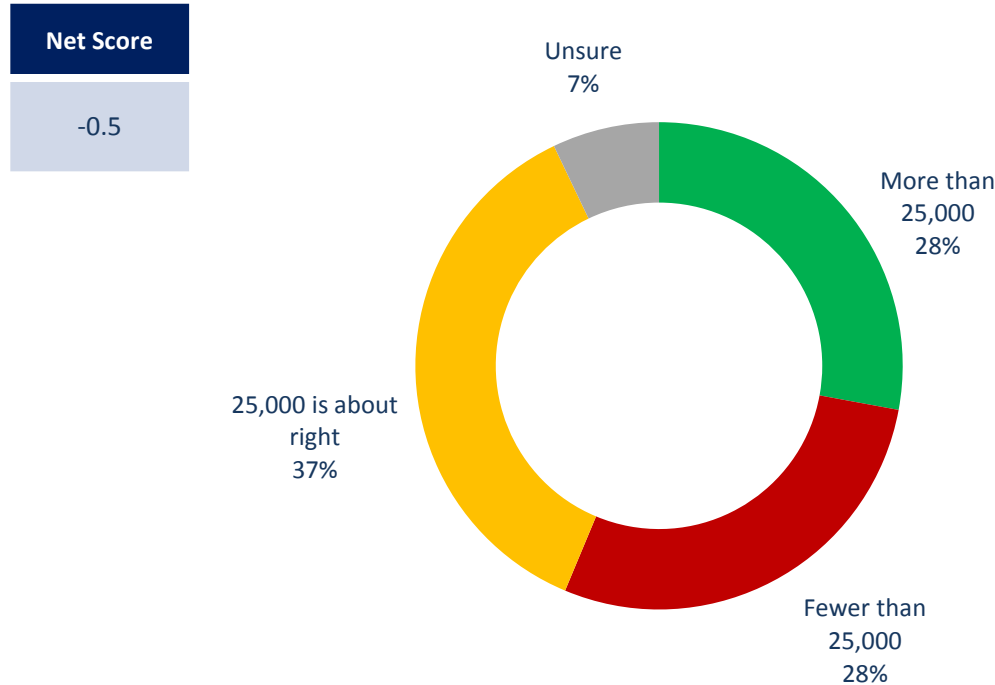
- **Number of Syrian Refugees** – Thirty-seven per cent of Canadians believe that accepting 25,000 Syrian refugees is about right while 28% think that Canada should accept fewer or more than 25,000 refugees.
- **Pace of Intake** – A majority of Canadians (51%) think that the current pace of intake of Syrian refugees is about right, while 40% say it is too quick and four per cent say it is too slow (five per cent were unsure).
- **Donald Trump and Muslims** – Almost eight of ten Canadians say they are either uncomfortable (68%) or somewhat uncomfortable (10%) if the US adopted a policy to ban the immigration of Muslims to the United States as proposed by Donald Trump.

These observations are based on a hybrid survey commissioned by CTV News and conducted by Nanos Research. Individuals were randomly recruited (land- and cell-line sample using live agents and the survey was administered online random survey completed between December 18th to 21st, 2015. It was comprised of 1,000 Canadians. A random survey of 1000 Canadians is accurate 3.1 percentage points plus or minus, 19 times out of 20.



Number of Syrian refugees

Source: CTV News/Nanos Research, RDD dual frame hybrid telephone and online random survey, December 18th to 21st, 2015, n=1000, accurate 3.1 percentage points plus or minus, 19 times out of 20.



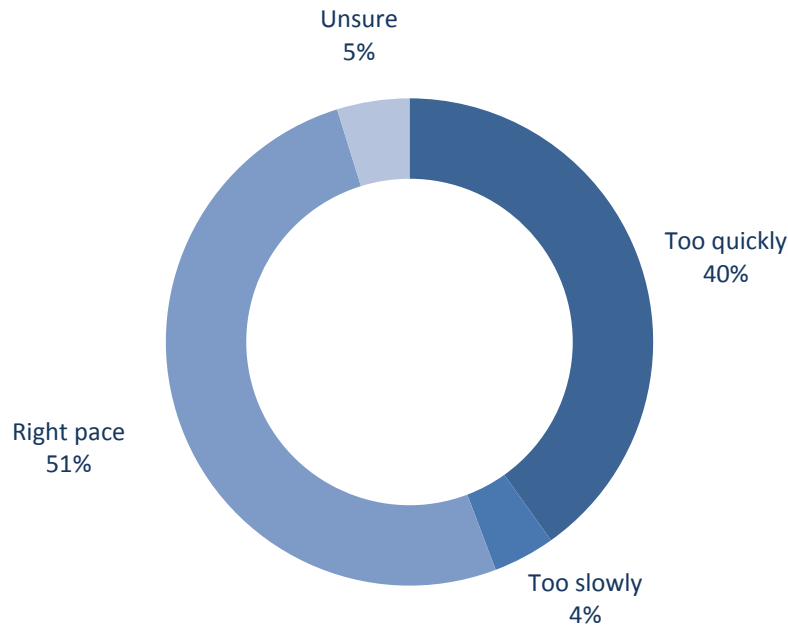
Subgroups	More than 25,000
Atlantic (n=100)	45.4%
Quebec (n=250)	24.6%
Ontario (n=300)	25.0%
Prairies (n=200)	19.3%
British Columbia (n=150)	39.1%
Male (n=500)	28.3%
Female (n=500)	27.6%
18 to 29 (n=206)	32.3%
30 to 39 (n=169)	27.1%
40 to 49 (n=208)	23.6%
50 to 59 (n=178)	29.7%
60 plus (n=239)	27.1%

*Note: Charts may not add up to 100 due to rounding

QUESTION – Canada has promised to accept 25,000 Syrian refugees fleeing from Civil War in Syria. Do you think that Canada should accept more than 25,000 refugees, fewer than 25,000 refugees or that accepting 25,000 is about right?

Pace of refugee intake

Source: CTV News/Nanos Research, RDD dual frame hybrid telephone and online random survey, December 18th to 21st, 2015, n=1000, accurate 3.1 percentage points plus or minus, 19 times out of 20.



*Note: Charts may not add up to 100 due to rounding

Subgroups	Right pace
Atlantic (n=100)	66.6%
Quebec (n=250)	49.8%
Ontario (n=300)	51.3%
Prairies (n=200)	48.0%
British Columbia (n=150)	45.5%
Male (n=500)	49.8%
Female (n=500)	52.0%
18 to 29 (n=206)	46.9%
30 to 39 (n=169)	50.0%
40 to 49 (n=208)	43.2%
50 to 59 (n=178)	58.5%
60 plus (n=239)	56.1%

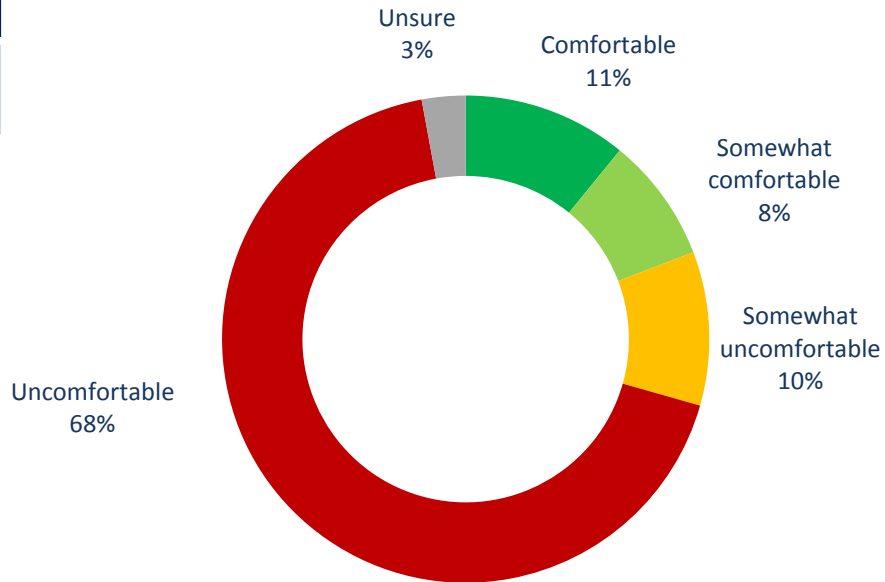
QUESTION – Do you think the federal government is moving too quickly, too slowly or is moving at the right pace when it comes to bringing in the 25,000 refugees Canada has promised to accept?



Ban Muslim immigration in US

Source: CTV News/Nanos Research, RDD dual frame hybrid telephone and online random survey, December 18th to 21st, 2015, n=1000, accurate 3.1 percentage points plus or minus, 19 times out of 20.

Net Score
-58.7



*Note: Charts may not add up to 100 due to rounding

Subgroups	Comfortable/ somewhat comfortable
Atlantic (n=100)	14.9%
Quebec (n=250)	15.4%
Ontario (n=300)	19.2%
Prairies (n=200)	24.8%
British Columbia (n=150)	20.9%
Male (n=500)	23.6%
Female (n=500)	14.8%
18 to 29 (n=206)	15.7%
30 to 39 (n=169)	25.2%
40 to 49 (n=208)	21.2%
50 to 59 (n=178)	17.2%
60 plus (n=239)	17.5%

QUESTION – As you may have heard, Republic Presidential contender Donald Trump wants to ban Muslim immigration to the US. Are you comfortable, somewhat comfortable, somewhat uncomfortable, or uncomfortable with the US having a policy that would ban Muslim immigration to the US?

Methodology

Nanos conducted an RDD dual frame (land- and cell-lines) hybrid telephone and online random survey of 1,000 Canadians, 18 years of age or older, between December 18th, and 21st, 2015 as part of an omnibus survey. Participants were randomly recruited by telephone using live agents and administered a survey online. The sample included both land- and cell-lines across Canada. The results were statistically checked and weighted by age and gender using the latest Census information and the sample is geographically stratified to be representative of Canada.

Individuals randomly called using random digit dialling with a maximum of five call backs.

The margin of error for a random survey of 1,000 Canadians is ± 3.1 percentage points, 19 times out of 20.

The data presented in this research is part of a joint project by CTV News and Nanos Research.

Note: Charts may not add up to 100 due to rounding.

Technical Note

Element	Description	Element	Description
Organization who commissioned the research	CTV	Weighting of Data	The results were weighted by age and gender using the latest Census information (2014) and the sample is geographically stratified to ensure a distribution across all regions of Canada. See tables for full weighting disclosure
Final Sample Size	1,000 Randomly selected individuals.	Screening	Screening ensured potential respondents did not work in the market research industry, in the advertising industry, in the media or a political party prior to administering the survey to ensure the integrity of the data.
Margin of Error	±3.1 percentage points, 19 times out of 20.	Excluded Demographics	Individuals younger than 18 years old; individuals without land or cell line could not participate.
Mode of Survey	RDD dual frame (land- and cell-lines) hybrid telephone and online omnibus survey	Stratification	By age and gender using the latest Census information (2014) and the sample is geographically stratified to be representative of Canada. Smaller areas such as Atlantic Canada were marginally oversampled to allow for a minimum regional sample.
Sampling Method Base	The sample included both land- and cell-lines RDD (Random Digit Dialed) across Canada.	Estimated Response Rate	Eleven percent, consistent with industry norms.
Demographics (Captured)	Atlantic Canada, Quebec, Ontario, Prairies, British Columbia; Men and Women; 18 years and older. Six digit postal code was used to validate geography.	Question Order	Question order in the preceding report reflects the order in which they appeared in the original questionnaire.
Demographics (Other)	Age, gender, education, income	Question Content	This was module three of an omnibus survey. Module one was about top unprompted issues of concern and module two was about vote preferences.
Fieldwork/Validation	Live interviews with live supervision to validate work as per the MRIA Code of Conduct	Question Wording	The questions in the preceding report are written exactly as they were asked to individuals.
Number of Calls/	Maximum of five call backs.	Survey Company	Nanos Research
Time of Calls	Individuals were called between 12-5:30 pm and 6:30-9:30pm local time for the respondent.	Contact	Contact Nanos Research for more information or with any concerns or questions. http://www.nanosresearch.com Telephone:(613) 234-4666 ext. Email: info@nanosresearch.com.
Field Dates	December 18 th to 21 st , 2015		
Language of Survey	The survey was conducted in both English and French.		



About Nanos

Nanos is one of North America's most trusted research and strategy organizations. Our team of professionals is regularly called upon by senior executives to deliver superior intelligence and market advantage whether it be helping to chart a path forward, managing a reputation or brand risk or understanding the trends that drive success. Services range from traditional telephone surveys, through to elite in-depth interviews, online research and focus groups. Nanos clients range from Fortune 500 companies through to leading advocacy groups interested in understanding and shaping the public landscape. Whether it is understanding your brand or reputation, customer needs and satisfaction, engaging employees or testing new ads or products, Nanos provides insight you can trust.




View our brochure

Nik Nanos FMRIA

Chairman, Nanos Research Group
Ottawa (613) 234-4666 ext. 237
Washington DC (202) 697-9924
nnanos@nanosresearch.com

Richard Jenkins

Vice President, Nanos Research
Ottawa (613) 234-4666 ext. 230
rjenkins@nanosresearch.com



Tabulations





2015-761 – CTV December – Refugees – STAT SHEET

Question 1 - Canada has promised to accept 25,000 Syrian refugees fleeing from Civil War in Syria. Do you think that Canada should accept more than 25,000 refugees, fewer than 25,000 refugees or that accepting 25,000 is about right?

		Region						Gender		Age				
		Canada 2015-12	Atlantic	Quebec	Ontario	Prairies	British Columbia	Male	Female	18 to 29	30 to 39	40 to 49	50 to 59	60 plus
Total	Unwgt N	1000	100	250	300	200	150	500	500	127	139	187	267	280
	Wgt N	1000	100	250	300	200	150	500	500	206	169	208	178	239
More than 25,000 refugees	%	27.9	45.4	24.6	25.0	19.3	39.1	28.3	27.6	32.3	27.1	23.6	29.7	27.1
Fewer than 25,000 refugees	%	28.4	13.0	30.7	28.0	36.1	25.3	30.1	26.7	29.7	31.9	32.4	24.2	24.4
25,000 is about right	%	36.6	35.8	40.3	37.9	38.1	26.1	33.8	39.4	31.9	31.6	37.3	37.1	43.2
Unsure	%	7.1	5.8	4.4	9.0	6.5	9.5	7.8	6.4	6.1	9.4	6.6	9.1	5.3

Nanos conducted an RDD dual frame (land- and cell- lines) hybrid telephone and online random survey of 1,000 Canadians, 18 years of age or older, between December 18th and 21st, 2015. The sample included both land- and cell-lines across Canada. The margin of error for a random survey of 1,000 Canadians is 3.1 percentage points, 19 times out of 20.



2015-761 – CTV December – Refugees – STAT SHEET

Question 2 - Do you think the federal government is moving too quickly, too slowly or is moving at the right pace when it comes to bringing in the 25,000 refugees Canada has promised to accept?

		Region						Gender		Age				
		Canada 2015-12	Atlantic	Quebec	Ontario	Prairies	British Columbia	Male	Female	18 to 29	30 to 39	40 to 49	50 to 59	60 plus
Total	Unwgt N	1000	100	250	300	200	150	500	500	127	139	187	267	280
	Wgt N	1000	100	250	300	200	150	500	500	206	169	208	178	239
Too quickly	%	40.1	21.1	42.8	39.4	45.9	41.9	43.5	36.7	39.9	39.9	48.6	32.9	38.4
Too slowly	%	4.1	8.1	2.6	2.7	4.0	7.1	3.3	5.0	6.4	5.8	3.2	4.9	1.3
At the right pace	%	50.9	66.6	49.8	51.3	48.0	45.5	49.8	52.0	46.9	50.0	43.2	58.5	56.1
Unsure	%	4.8	4.2	4.9	6.6	2.0	5.5	3.4	6.3	6.8	4.4	5.0	3.8	4.1

Nanos conducted an RDD dual frame (land- and cell- lines) hybrid telephone and online random survey of 1,000 Canadians, 18 years of age or older, between December 18th and 21st, 2015. The sample included both land- and cell-lines across Canada. The margin of error for a random survey of 1,000 Canadians is 3.1 percentage points, 19 times out of 20.



2015-761 – CTV December – Refugees – STAT SHEET

Question 3 – As you may have heard, Republic Presidential contender Donald Trump wants to ban Muslim immigration to the US. Are you comfortable, somewhat comfortable, somewhat uncomfortable, or uncomfortable with the US having a policy that would ban Muslim immigration to the US?

		Region					Gender		Age					
		Canada 2015-12	Atlantic	Quebec	Ontario	Prairies	British Columbia	Male	Female	18 to 29	30 to 39	40 to 49	50 to 59	60 plus
Total	Unwgt N	1000	100	250	300	200	150	500	500	127	139	187	267	280
	Wgt N	1000	100	250	300	200	150	500	500	206	169	208	178	239
Comfortable	%	10.9	6.8	6.1	11.3	16.9	12.8	13.7	8.1	8.2	11.5	13.2	11.0	10.6
Somewhat comfortable	%	8.3	8.1	9.3	7.9	7.9	8.1	9.9	6.7	7.5	13.7	8.0	6.2	6.9
Somewhat uncomfortable	%	10.2	8.8	13.3	10.6	10.7	4.5	11.5	8.9	13.0	6.5	10.6	8.3	11.5
Uncomfortable	%	67.7	74.5	69.0	66.9	61.3	71.1	60.6	74.7	70.0	66.3	64.5	71.7	66.5
Unsure	%	2.9	1.8	2.3	3.4	3.2	3.6	4.3	1.6	1.3	2.0	3.6	2.8	4.5

Nanos conducted an RDD dual frame (land- and cell- lines) hybrid telephone and online random survey of 1,000 Canadians, 18 years of age or older, between December 18th and 21st, 2015. The sample included both land- and cell-lines across Canada. The margin of error for a random survey of 1,000 Canadians is 3.1 percentage points, 19 times out of 20.