

# ***Canadians support non-combat role – open to bringing 25,000 Syrian refugees***

*Globe and Mail / Nanos survey released November, 2015*

*Project 2015-743*

THE GLOBE AND MAIL 

 **NANOS SURVEY**



## ***Canadians support training local troops in Syria and accepting 25,000 refugees; split on sending Canadian troops to fight ISIS or providing only humanitarian aid***

A majority of Canadians support sending non-combat personnel to Syria to train local troops, as well as the Trudeau Liberals' pledge to bring 25,000 Syrian refugees into Canada. Contrary to current government plans, deploying Canadian fighter jets to support the international mission was also supported, although support has experienced a decline over the past year. Support was split among Canadians when considering sending in Canadian ground troops to fight ISIS directly, or providing only humanitarian aid.

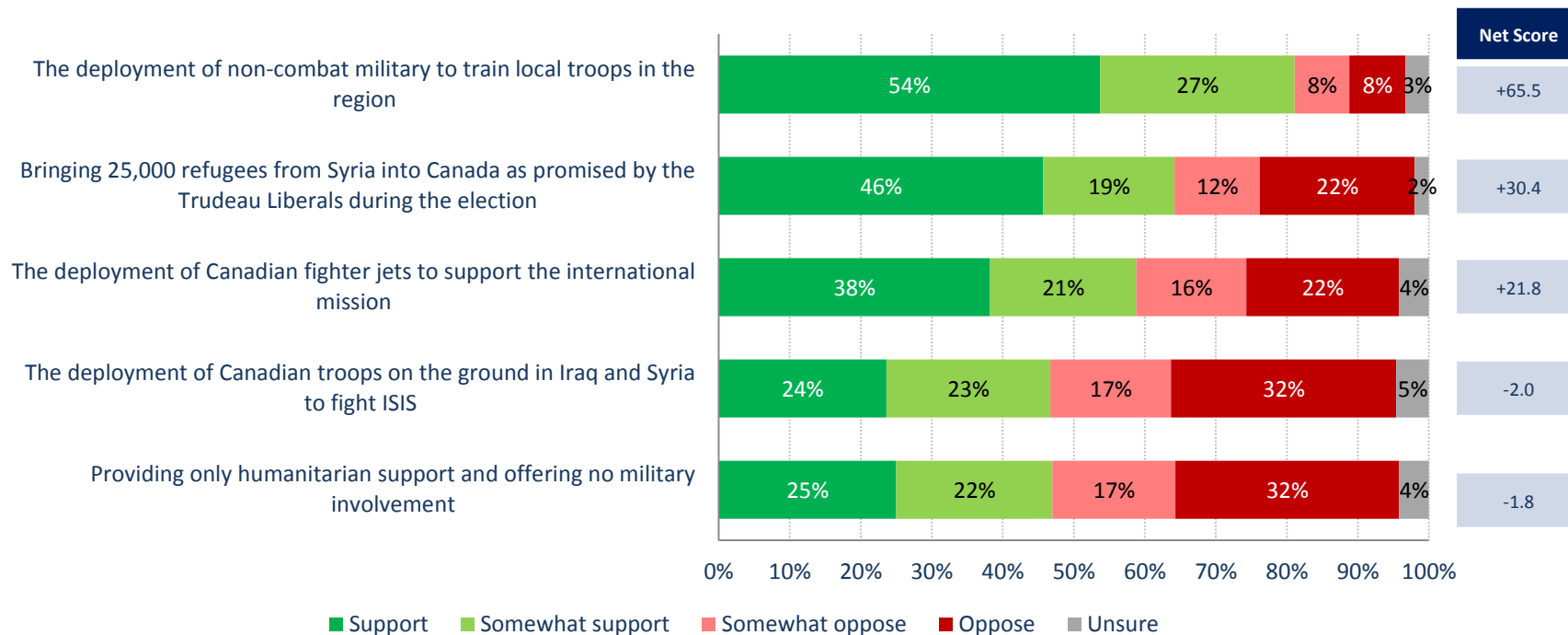
- **Training local troops only** – The most popular choice for intervention in the Syrian conflict, according to Canadians, is to deploy non-combat military to train local troops in the region. Four fifths of Canadians (81%) either support or somewhat support the deployment of non-combat troops (54% support; 27% somewhat support), while 16% of Canadians either somewhat oppose or oppose the same idea (8% oppose; 8% somewhat oppose).
- **Accepting 25,000 refugees** – The majority of Canadians (65%) support or somewhat support the Trudeau liberal plan to bring in 25,000 refugees from Syria into Canada as promised by the Trudeau Liberals during the election (46% support; 19% somewhat support). Twelve percent say they would somewhat oppose this plan, and one fifth (22%) say they would oppose the plan.
- **Deployment of fighter jets** – Contrary to the Trudeau Liberal's plan to stop Canadian air support in the international mission in Syria, a majority of Canadians (59%) continue to support or somewhat support the deployment of fighter jets in Syria. Thirty-eight percent support, and 21% somewhat support deploying the jets – down from those who supported (44%), and who somewhat supported (21%), deployment of jets a year ago. However, almost two fifth (38%) of Canadians somewhat opposed or opposed this plan (16% oppose; 22% somewhat oppose).
- **Deployment of Canadian ground troops** – Opinions on deploying ground troops to Syria were split among Canadians. Just under half of Canadians (49%) either oppose or somewhat oppose sending in ground troops to Syria to fight ISIS. Thirty-two percent said they oppose such a plan, and 17% said they somewhat oppose it, however, fewer Canadians oppose sending in troops now compared to 2014, where 40% of respondents said they opposed such a plan. Just under half of Canadians (47%) said they would support or somewhat support sending in ground troops (24% support; 23% somewhat support).
- **Provide only humanitarian support** – Opinions on providing only humanitarian aid to Syria were similarly split among Canadians. Just under half of Canadians (49%) either oppose or somewhat oppose providing only humanitarian support and offering no military involvement in Syria (32% oppose; 17% somewhat oppose), compared to 23% who said they would oppose and 14% who said they would somewhat oppose the same thing a year ago. Comparatively, just under half of Canadians (47%) would support or somewhat support providing only humanitarian aid. Twenty-five percent of participants said they would support, and 22% said they would somewhat support, this type of intervention. This is a decline from 2014 when 38% supported, and 21% somewhat supported, the same action.

These observations are based on a hybrid telephone and online random survey of 1,000 Canadians, 18 years of age or older, between November 21st and 24th, 2015 as part of an omnibus survey. The margin of error for a random survey of 1,000 Canadians is  $\pm 3.1$  percentage points, 19 times out of 20.



# Canada's role in Syria and Iraq

Source: The Globe and Mail/Nanos Research, RDD dual frame hybrid telephone and online random survey, November 21st to 24th, 2015, n=1000, accurate 3.1 percentage points plus or minus, 19 times out of 20.

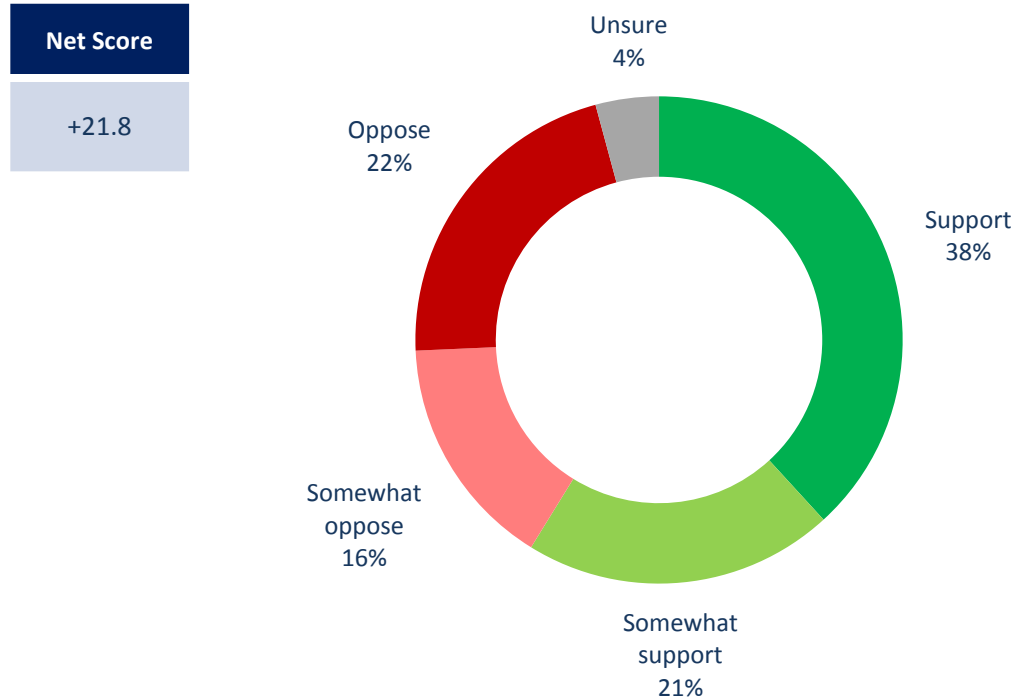


\*Note: Charts may not add up to 100 due to rounding

**QUESTION** – Do you support, somewhat support, somewhat oppose or oppose the following possible roles for Canada when it comes to the dealing with the ISIS situation in Iraq and Syria? [RANDOMIZE]

# Deployment of Canadian fighter jets

Source: The Globe and Mail/Nanos Research, RDD dual frame hybrid telephone and online random survey, November 21st to 24th, 2015, n=1000, accurate 3.1 percentage points plus or minus, 19 times out of 20.



\*Note: Charts may not add up to 100 due to rounding

Subgroups	Support/ Somewhat support
Atlantic (n=100)	49.8%
Quebec (n=250)	53.8%
Ontario (n=300)	56.1%
Prairies (n=200)	73.3%
British Columbia (n=150)	59.0%
Male (n=500)	61.4%
Female (n=500)	56.1%
18 to 29 (n=205)	51.4%
30 to 39 (n=169)	71.2%
40 to 49 (n=208)	63.6%
50 to 59 (n=178)	53.2%
60 plus (n=239)	56.5%

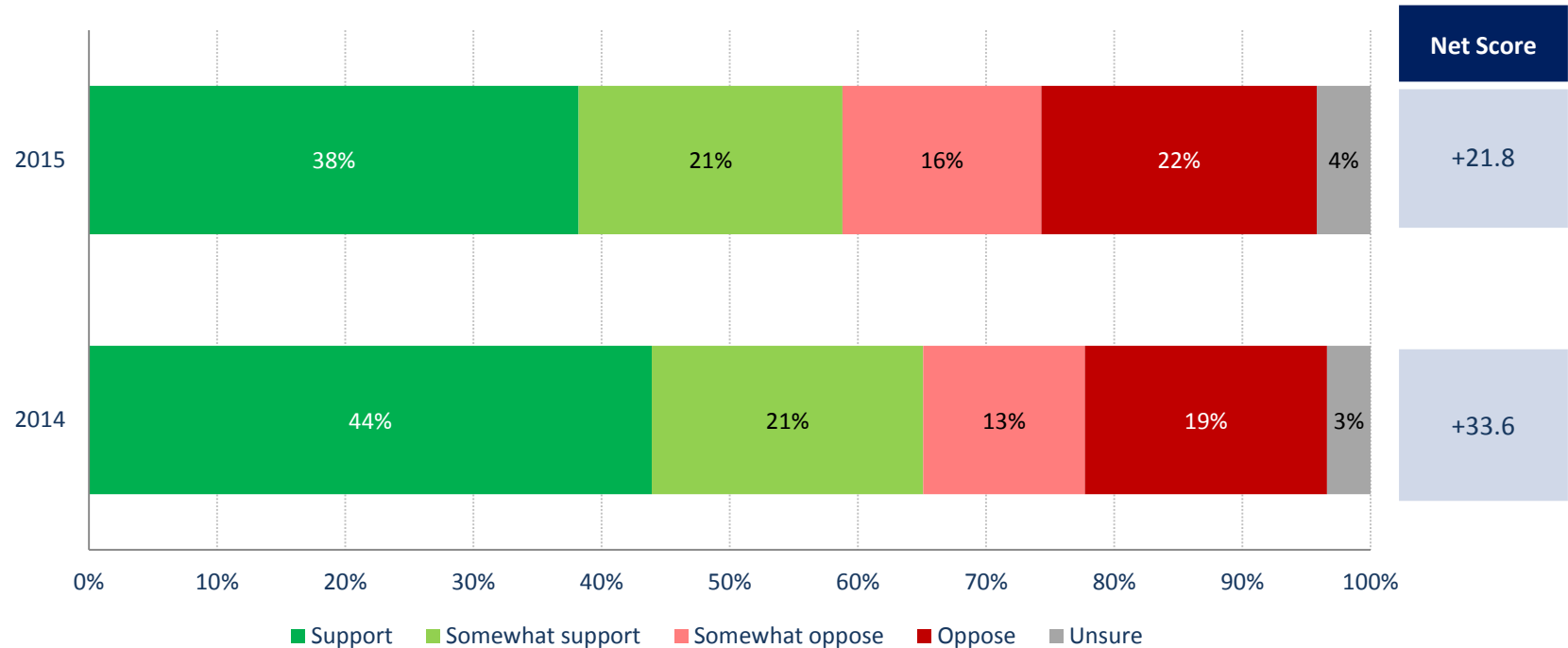
**QUESTION** – Do you support, somewhat support, somewhat oppose or oppose the following possible roles for Canada when it comes to the dealing with the ISIS situation in Iraq and Syria? [RANDOMIZE]

The deployment of Canadian fighter jets to support the international mission.

# Deployment of Canadian fighter jets

Source: The Globe and Mail/Nanos Research, RDD dual frame hybrid telephone and online random survey, November 21st to 24th, 2015, n=1000, accurate 3.1 percentage points plus or minus, 19 times out of 20.

Source: CTV News/Nanos Research, RDD dual frame hybrid telephone and online random survey, October 18<sup>th</sup> to 21<sup>st</sup>, 2014, n=1000, accurate 3.1 percentage points plus or minus, 19 times out of 20.



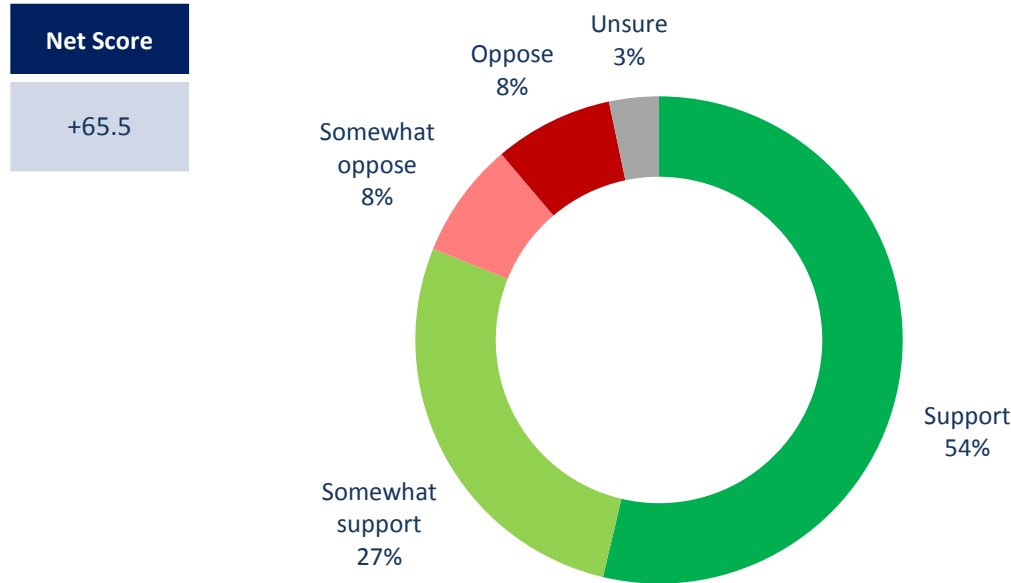
\*Note: Charts may not add up to 100 due to rounding

**QUESTION** – Do you support, somewhat support, somewhat oppose or oppose the following possible roles for Canada when it comes to the dealing with the ISIS situation in Iraq and Syria? [RANDOMIZE]

The deployment of Canadian fighter jets to support the international mission.

# Deployment of non-combat military

Source: The Globe and Mail/Nanos Research, RDD dual frame hybrid telephone and online random survey, November 21st to 24th, 2015, n=1000, accurate 3.1 percentage points plus or minus, 19 times out of 20.



\*Note: Charts may not add up to 100 due to rounding

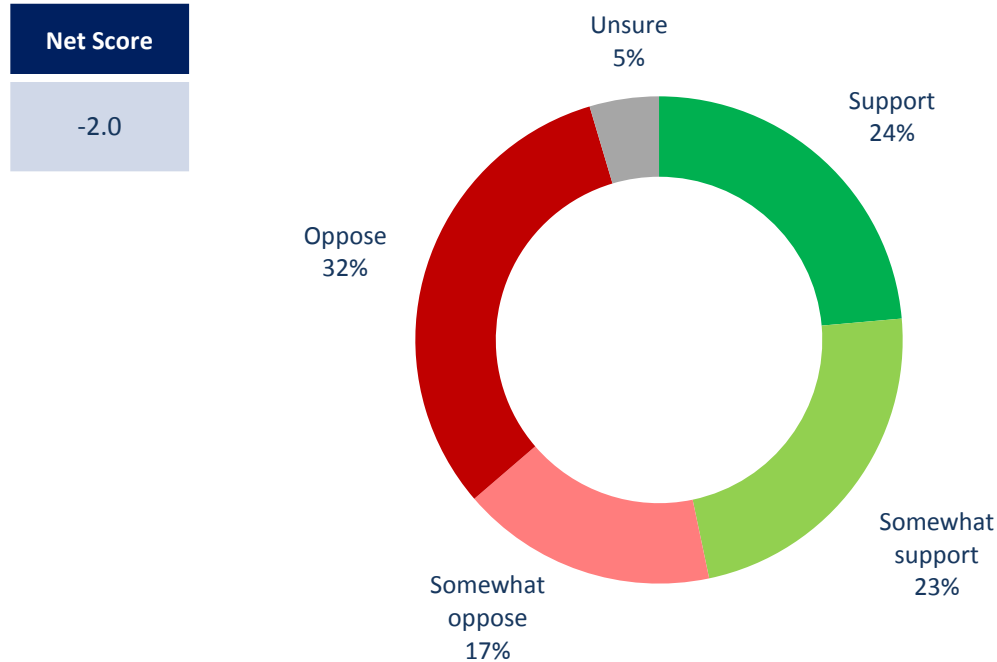
Subgroups	Support/ Somewhat support
Atlantic (n=100)	81.2%
Quebec (n=250)	84.4%
Ontario (n=300)	81.7%
Prairies (n=200)	77.9%
British Columbia (n=150)	78.5%
Male (n=500)	80.6%
Female (n=500)	81.4%
18 to 29 (n=205)	77.6%
30 to 39 (n=169)	83.3%
40 to 49 (n=208)	78.0%
50 to 59 (n=178)	80.7%
60 plus (n=239)	85.2%

**QUESTION** – Do you support, somewhat support, somewhat oppose or oppose the following possible roles for Canada when it comes to the dealing with the ISIS situation in Iraq and Syria? [RANDOMIZE]

The deployment of non-combat military to train local troops in the region

# Deployment of Canadian troops

Source: The Globe and Mail/Nanos Research, RDD dual frame hybrid telephone and online random survey, November 21st to 24th, 2015, n=1000, accurate 3.1 percentage points plus or minus, 19 times out of 20.



\*Note: Charts may not add up to 100 due to rounding

Subgroups	Support/ Somewhat support
Atlantic (n=100)	40.2%
Quebec (n=250)	43.6%
Ontario (n=300)	46.5%
Prairies (n=200)	56.6%
British Columbia (n=150)	43.7%
Male (n=500)	47.0%
Female (n=500)	46.4%
18 to 29 (n=205)	46.9%
30 to 39 (n=169)	58.1%
40 to 49 (n=208)	45.7%
50 to 59 (n=178)	37.1%
60 plus (n=239)	46.7%

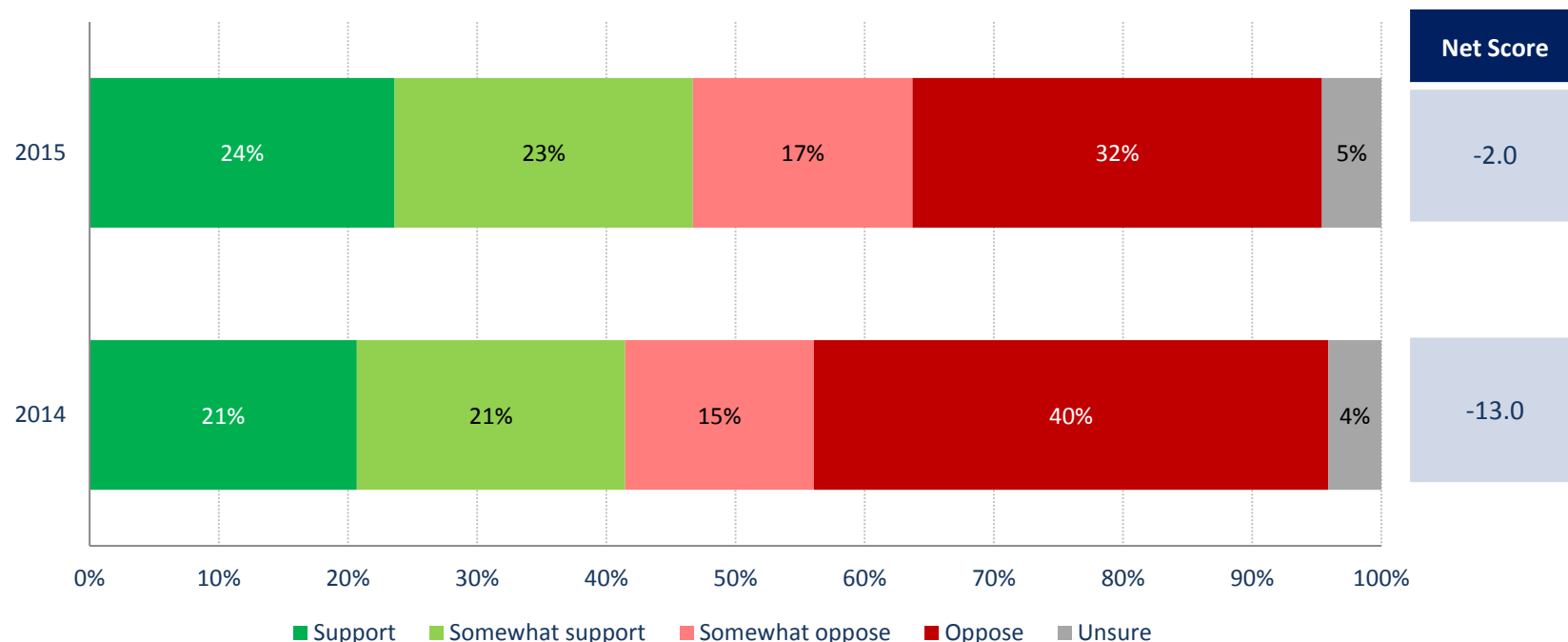
**QUESTION** – Do you support, somewhat support, somewhat oppose or oppose the following possible roles for Canada when it comes to the dealing with the ISIS situation in Iraq and Syria? [RANDOMIZE]

The deployment of Canadian troops on the ground in Iraq and Syria to fight ISIS

# Deployment of Canadian troops

Source: The Globe and Mail/Nanos Research, RDD dual frame hybrid telephone and online random survey, November 21st to 24th, 2015, n=1000, accurate 3.1 percentage points plus or minus, 19 times out of 20.

Source: CTV News/Nanos Research, RDD dual frame hybrid telephone and online random survey, October 18<sup>th</sup> to 21<sup>st</sup>, 2014, n=1000, accurate 3.1 percentage points plus or minus, 19 times out of 20.



\*Note: Charts may not add up to 100 due to rounding

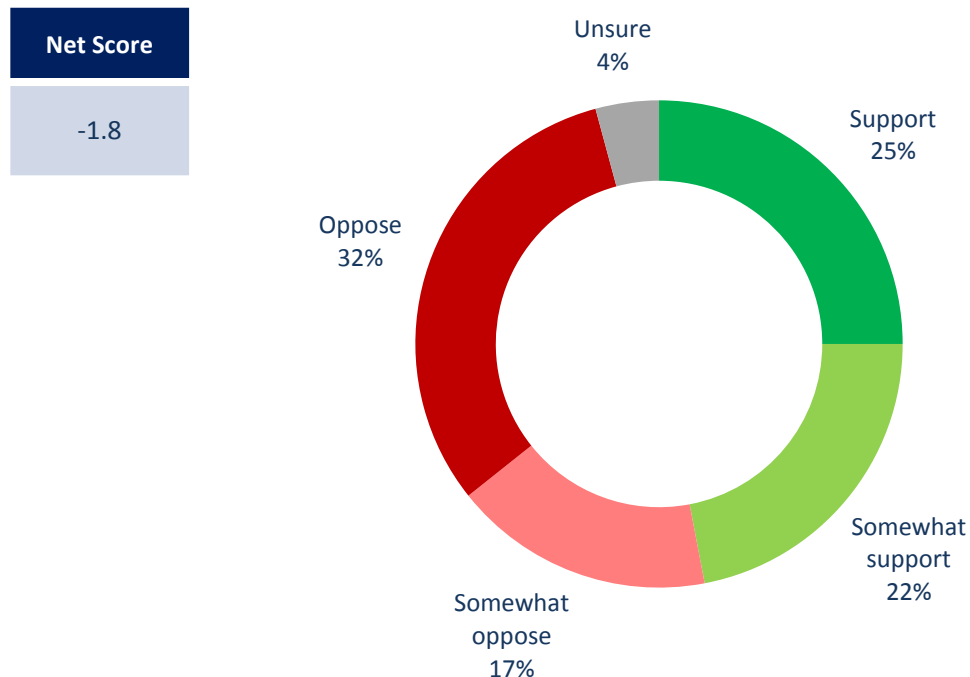
**QUESTION** – Do you support, somewhat support, somewhat oppose or oppose the following possible roles for Canada when it comes to the dealing with the ISIS situation in Iraq and Syria? [RANDOMIZE]

The deployment of Canadian troops on the ground in Iraq and Syria to fight ISIS



# Providing only humanitarian support

Source: The Globe and Mail/Nanos Research, RDD dual frame hybrid telephone and online random survey, November 21st to 24th, 2015, n=1000, accurate 3.1 percentage points plus or minus, 19 times out of 20.



\*Note: Charts may not add up to 100 due to rounding

Subgroups	Support/ Somewhat support
Atlantic (n=100)	52.4%
Quebec (n=250)	45.0%
Ontario (n=300)	49.3%
Prairies (n=200)	38.8%
British Columbia (n=150)	52.7%
Male (n=500)	44.6%
Female (n=500)	49.4%
18 to 29 (n=205)	56.5%
30 to 39 (n=169)	49.6%
40 to 49 (n=208)	46.0%
50 to 59 (n=178)	47.8%
60 plus (n=239)	37.0%

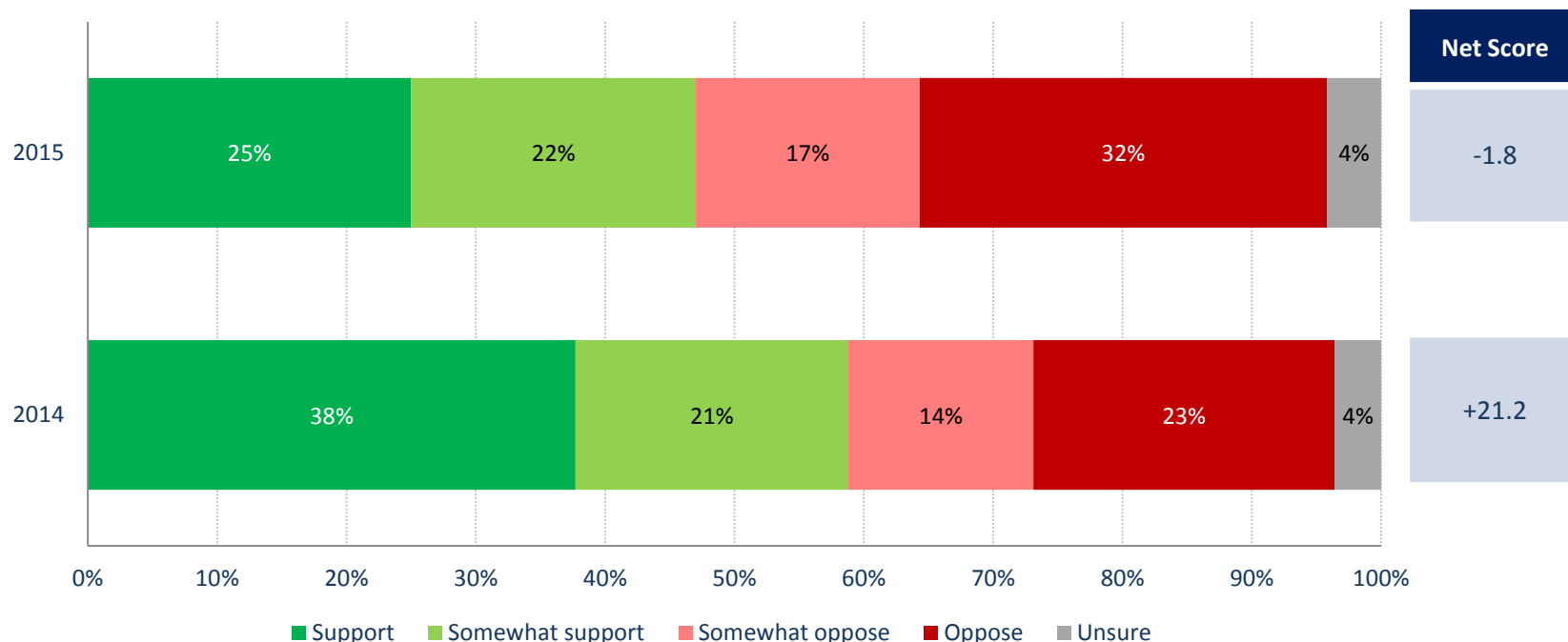
**QUESTION** – Do you support, somewhat support, somewhat oppose or oppose the following possible roles for Canada when it comes to the dealing with the ISIS situation in Iraq and Syria? [RANDOMIZE]

**Providing only humanitarian support and offering no military involvement**

# Providing only humanitarian support

Source: The Globe and Mail/Nanos Research, RDD dual frame hybrid telephone and online random survey, November 21st to 24th, 2015, n=1000, accurate 3.1 percentage points plus or minus, 19 times out of 20.

Source: CTV News/Nanos Research, RDD dual frame hybrid telephone and online random survey, October 18<sup>th</sup> to 21<sup>st</sup>, 2014, n=1000, accurate 3.1 percentage points plus or minus, 19 times out of 20.



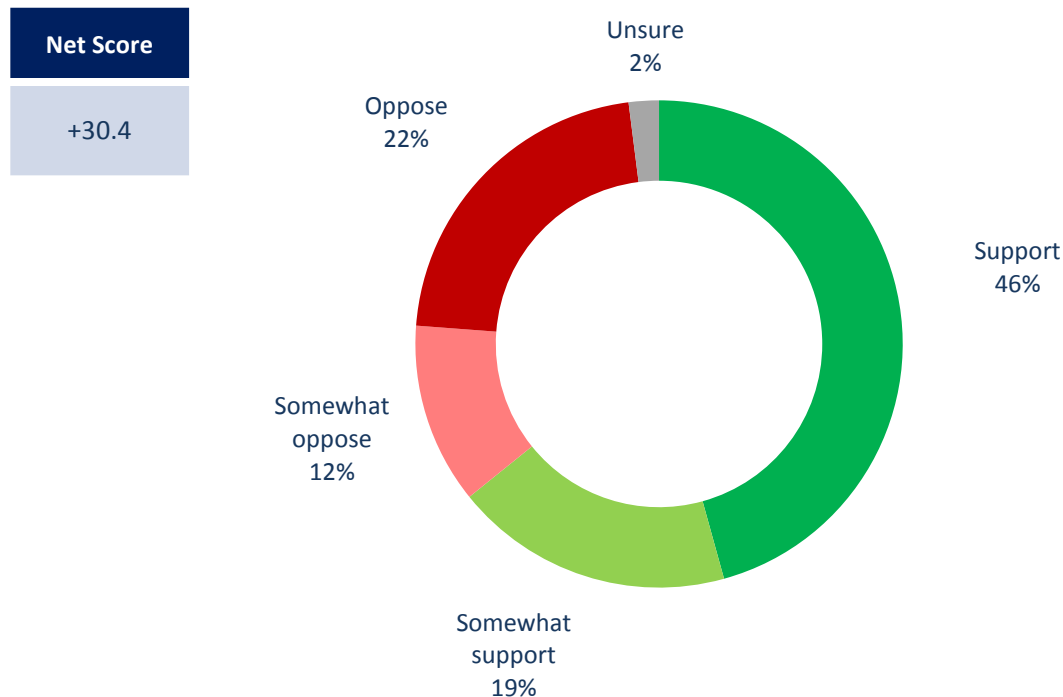
\*Note: Charts may not add up to 100 due to rounding

**QUESTION** – Do you support, somewhat support, somewhat oppose or oppose the following possible roles for Canada when it comes to the dealing with the ISIS situation in Iraq and Syria? [RANDOMIZE]

**Providing only humanitarian support and offering no military involvement**

# Bringing in Syrian refugees per Liberal promise

Source: The Globe and Mail/Nanos Research, RDD dual frame hybrid telephone and online random survey, November 21st to 24th, 2015, n=1000, accurate 3.1 percentage points plus or minus, 19 times out of 20.



\*Note: Charts may not add up to 100 due to rounding

Subgroups	Support/ Somewhat support
Atlantic (n=100)	79.6%
Quebec (n=250)	62.5%
Ontario (n=300)	65.2%
Prairies (n=200)	53.3%
British Columbia (n=150)	69.1%
Male (n=500)	60.6%
Female (n=500)	67.7%
18 to 29 (n=205)	69.8%
30 to 39 (n=169)	61.4%
40 to 49 (n=208)	56.5%
50 to 59 (n=178)	65.5%
60 plus (n=239)	67.1%

**QUESTION** – Do you support, somewhat support, somewhat oppose or oppose the following possible roles for Canada when it comes to the dealing with the ISIS situation in Iraq and Syria? [RANDOMIZE]

**Bringing 25,000 refugees from Syria into Canada as promised by the Trudeau Liberals during the election**



## Methodology

# Methodology

Nanos conducted an RDD dual frame (land- and cell-lines) hybrid telephone and online random survey of 1,000 Canadians, 18 years of age or older, between November 21st and 24th, 2015 as part of an omnibus survey. Participants were randomly recruited by telephone using live agents and administered a survey online. The sample included both land- and cell-lines across Canada. The results were statistically checked and weighted by age and gender using the latest Census information and the sample is geographically stratified to be representative of Canada.

Individuals randomly called using random digit dialling with a maximum of five call backs.

The margin of error for a random survey of 1,000 Canadians is  $\pm 3.1$  percentage points, 19 times out of 20.

The data presented in this research is part of a joint project by The Globe and Mail and Nanos Research.

Note: Charts may not add up to 100 due to rounding.

## **Previous Wave:**

Nanos conducted an RDD dual frame (land- and cell-lines) hybrid telephone and online random survey of 1,000 Canadians between October 18<sup>th</sup> and 21<sup>st</sup>, 2014 as part of a Canadian omnibus survey. The margin of error for a random survey of 1,000 Canadians is  $\pm 3.1$  percentage points, 19 times out of 20.

# Technical note

Element	Description
Organization who commissioned the research	Globe and Mail
Final Sample Size	1,000 Randomly selected individuals.
Margin of Error	±3.1 percentage points, 19 times out of 20.
Mode of Survey	RDD dual frame (land- and cell-lines) hybrid telephone and online omnibus survey
Sampling Method Base	The sample included both land- and cell-lines RDD (Random Digit Dialed) across Canada.
Demographics (Captured)	Atlantic Canada, Quebec, Ontario, Prairies, British Columbia; Men and Women; 18 years and older. Six digit postal code was used to validate geography.
Demographics (Other)	Age, gender, education, income
Fieldwork/Validation	Live interviews with live supervision to validate work as per the MRIA Code of Conduct
Number of Calls/	Maximum of five call backs.
Time of Calls	Individuals were called between 12-5:30 pm and 6:30-9:30pm local time for the respondent.
Field Dates	November 21st to 24th, 2015.
Language of Survey	The survey was conducted in both English and French.

Element	Description
Weighting of Data	The results were weighted by age and gender using the latest Census information (2014) and the sample is geographically stratified to ensure a distribution across all regions of Canada. See tables for full weighting disclosure
Screening	Screening ensured potential respondents did not work in the market research industry, in the advertising industry, in the media or a political party prior to administering the survey to ensure the integrity of the data.
Excluded Demographics	Individuals younger than 18 years old; individuals without land or cell line could not participate.
Stratification	By age and gender using the latest Census information (2014) and the sample is geographically stratified to be representative of Canada. Smaller areas such as Atlantic Canada were marginally oversampled to allow for a minimum regional sample.
Estimated Response Rate	Twenty-three percent, consistent with industry norms.
Question Order	Question order in the preceding report reflects the order in which they appeared in the original questionnaire.
Question Content	This was module four of an omnibus survey. Module one was about top unprompted issues of concern, module two was about vote preferences, and module three was about impressions on climate change.
Question Wording	The questions in the preceding report are written exactly as they were asked to individuals.
Survey Company	Nanos Research
Contact	Contact Nanos Research for more information or with any concerns or questions. <a href="http://www.nanosresearch.com">http://www.nanosresearch.com</a> Telephone:(613) 234-4666 ext. Email: info@nanosresearch.com.



# About Nanos

Nanos is one of North America's most trusted research and strategy organizations. Our team of professionals is regularly called upon by senior executives to deliver superior intelligence and market advantage whether it be helping to chart a path forward, managing a reputation or brand risk or understanding the trends that drive success. Services range from traditional telephone surveys, through to elite in-depth interviews, online research and focus groups. Nanos clients range from Fortune 500 companies through to leading advocacy groups interested in understanding and shaping the public landscape. Whether it is understanding your brand or reputation, customer needs and satisfaction, engaging employees or testing new ads or products, Nanos provides insight you can trust.



View our brochure


**Nik Nanos** FMRIA

Chairman, Nanos Research Group  
Ottawa (613) 234-4666 ext. 237  
Washington DC (202) 697-9924  
[nnanos@nanosresearch.com](mailto:nnanos@nanosresearch.com)

**Richard Jenkins**

Vice President, Nanos Research  
Ottawa (613) 234-4666 ext. 230  
[rjenkins@nanosresearch.com](mailto:rjenkins@nanosresearch.com)





## Tabulations





**2015-747 Globe and Mail/Nanos Survey – STAT SHEET**

**Do you support, somewhat support, somewhat oppose or oppose the following possible roles for Canada when it comes to the dealing with the ISIS situation in Iraq and Syria? [RANDOMIZE]**

			Region						Gender		Age				
			Canada 2015-11	Atlantic Canada	Quebec	Ontario	Prairies	British Columbia	Male	Female	18 to 29	30 to 39	40 to 49	50 to 59	60 plus
Question 1 - The deployment of Canadian fighter jets to support the international mission	Total	Unwgt N	1000	100	250	300	200	150	500	500	165	149	174	225	287
		Wgt N	1000	100	250	300	200	150	500	500	205	169	208	178	239
	Support	%	38.2	29.3	28.3	42.0	51.5	35.2	44.1	32.2	35.8	40.4	42.0	35.2	37.6
	Somewhat support	%	20.6	20.5	25.5	14.1	21.8	23.8	17.3	23.9	15.6	30.8	21.6	18.0	18.9
	Somewhat oppose	%	15.5	22.3	21.3	14.2	9.2	12.2	14.5	16.5	16.9	11.7	16.4	15.4	16.3
	Oppose	%	21.5	22.6	20.3	25.9	13.9	23.9	21.7	21.2	24.0	15.5	17.0	24.6	25.1
	Unsure	%	4.2	5.3	4.5	3.7	3.6	4.9	2.4	6.1	7.8	1.6	3.0	6.8	2.1

Nanos conducted a RDD dual frame (land- and cell-lines) hybrid telephone and online random survey of 1,000 Canadians between November 21<sup>st</sup> and 24<sup>th</sup>, 2015, as part of an omnibus survey. The margin of error for a random survey of 1,000 Canadians is  $\pm 3.1$  percentage points, 19 times out of 20.

[www.nanosresearch.com](http://www.nanosresearch.com)



**2015-747 Globe and Mail/Nanos Survey – STAT SHEET**

**Do you support, somewhat support, somewhat oppose or oppose the following possible roles for Canada when it comes to the dealing with the ISIS situation in Iraq and Syria? [RANDOMIZE]**

			Region						Gender		Age				
			Canada 2015-11	Atlantic Canada	Quebec	Ontario	Prairies	British Columbia	Male	Female	18 to 29	30 to 39	40 to 49	50 to 59	60 plus
Question 2 - The deployment of non-combat military to train local troops in the region	Total	Unwgt N	1000	100	250	300	200	150	500	500	165	149	174	225	287
		Wgt N	1000	100	250	300	200	150	500	500	205	169	208	178	239
	Support	%	53.7	50.7	55.3	57.8	50.1	49.6	55.8	51.5	53.1	59.2	47.6	52.5	56.4
	Somewhat support	%	27.4	30.5	29.1	23.9	27.8	28.9	24.8	29.9	24.5	24.1	30.4	28.2	28.8
	Somewhat oppose	%	7.7	7.9	5.8	7.1	10.2	8.6	8.9	6.5	8.5	9.9	7.4	8.0	5.3
	Oppose	%	7.9	8.8	5.9	7.5	10.2	8.5	8.8	7.1	7.7	3.3	12.5	6.7	8.4
	Unsure	%	3.3	2.1	3.9	3.8	1.8	4.3	1.6	5.0	6.1	3.4	2.0	4.6	1.0

Nanos conducted a RDD dual frame (land- and cell-lines) hybrid telephone and online random survey of 1,000 Canadians between November 21<sup>st</sup> and 24<sup>th</sup>, 2015, as part of an omnibus survey. The margin of error for a random survey of 1,000 Canadians is  $\pm 3.1$  percentage points, 19 times out of 20.

[www.nanosresearch.com](http://www.nanosresearch.com)



**2015-747 Globe and Mail/Nanos Survey – STAT SHEET**

**Do you support, somewhat support, somewhat oppose or oppose the following possible roles for Canada when it comes to the dealing with the ISIS situation in Iraq and Syria? [RANDOMIZE]**

			Region						Gender		Age				
			Canada 2015-11	Atlantic Canada	Quebec	Ontario	Prairies	British Columbia	Male	Female	18 to 29	30 to 39	40 to 49	50 to 59	60 plus
Question 3 - The deployment of Canadian troops on the ground in Iraq and Syria to fight ISIS	Total	Unwgt N	1000	100	250	300	200	150	500	500	165	149	174	225	287
		Wgt N	1000	100	250	300	200	150	500	500	205	169	208	178	239
	Support	%	23.6	15.8	21.2	22.7	33.5	21.7	26.1	21.1	24.5	31.7	22.4	17.9	22.6
	Somewhat support	%	23.1	24.4	22.4	23.8	23.1	22.0	20.9	25.3	22.4	26.4	23.3	19.2	24.1
	Somewhat oppose	%	17.0	20.6	21.3	13.6	13.8	18.2	15.1	18.8	16.1	16.1	18.0	18.7	16.1
	Oppose	%	31.7	34.9	29.4	34.4	26.8	34.4	34.6	28.7	28.9	21.0	33.9	39.3	33.9
	Unsure	%	4.6	4.2	5.7	5.6	2.8	3.8	3.3	6.0	8.0	4.9	2.5	4.9	3.2

Nanos conducted a RDD dual frame (land- and cell-lines) hybrid telephone and online random survey of 1,000 Canadians between November 21<sup>st</sup> and 24<sup>th</sup>, 2015, as part of an omnibus survey. The margin of error for a random survey of 1,000 Canadians is  $\pm 3.1$  percentage points, 19 times out of 20.

[www.nanosresearch.com](http://www.nanosresearch.com)



**2015-747 Globe and Mail/Nanos Survey – STAT SHEET**

**Do you support, somewhat support, somewhat oppose or oppose the following possible roles for Canada when it comes to the dealing with the ISIS situation in Iraq and Syria? [RANDOMIZE]**

			Region						Gender		Age				
			Canada 2015-11	Atlantic Canada	Quebec	Ontario	Prairies	British Columbia	Male	Female	18 to 29	30 to 39	40 to 49	50 to 59	60 plus
Question 4 - Providing only humanitarian support and offering no military involvement	Total	Unwgt N	1000	100	250	300	200	150	500	500	165	149	174	225	287
		Wgt N	1000	100	250	300	200	150	500	500	205	169	208	178	239
	Support	%	25.0	22.0	25.9	27.5	20.7	25.9	27.0	23.0	37.1	24.2	25.5	23.5	15.7
	Somewhat support	%	22.0	30.4	19.1	21.8	18.1	26.8	17.6	26.4	19.4	25.4	20.5	24.3	21.3
	Somewhat oppose	%	17.3	14.7	22.8	15.5	15.3	15.8	16.4	18.1	14.2	18.5	19.2	13.1	20.5
	Oppose	%	31.5	27.5	26.3	32.9	41.4	27.0	36.1	26.9	25.2	28.2	31.3	32.9	38.5
	Unsure	%	4.2	5.4	5.8	2.3	4.4	4.5	2.9	5.6	4.1	3.6	3.5	6.2	4.0

Nanos conducted a RDD dual frame (land- and cell-lines) hybrid telephone and online random survey of 1,000 Canadians between November 21<sup>st</sup> and 24<sup>th</sup>, 2015, as part of an omnibus survey. The margin of error for a random survey of 1,000 Canadians is  $\pm 3.1$  percentage points, 19 times out of 20.

[www.nanosresearch.com](http://www.nanosresearch.com)



2015-747 Globe and Mail/Nanos Survey – STAT SHEET

**Do you support, somewhat support, somewhat oppose or oppose the following possible roles for Canada when it comes to the dealing with the ISIS situation in Iraq and Syria? [RANDOMIZE]**

			Region						Gender		Age				
			Canada 2015-11	Atlantic Canada	Quebec	Ontario	Prairies	British Columbia	Male	Female	18 to 29	30 to 39	40 to 49	50 to 59	60 plus
Question 5 - Bringing 25,000 refugees from Syria into Canada as promised by the Trudeau Liberal	Total	Unwgt N	1000	100	250	300	200	150	500	500	165	149	174	225	287
		Wgt N	1000	100	250	300	200	150	500	500	205	169	208	178	239
	Support	%	45.7	60.5	43.3	48.4	31.9	52.7	42.8	48.6	49.5	41.0	39.9	48.6	48.7
	Somewhat support	%	18.5	19.1	19.2	16.8	21.4	16.4	17.8	19.1	20.3	20.4	16.6	16.9	18.4
	Somewhat oppose	%	12.0	2.3	11.6	14.3	12.8	13.4	12.5	11.4	8.7	14.6	14.5	11.1	11.3
	Oppose	%	21.8	15.3	23.4	18.1	32.5	16.8	24.6	19.0	21.1	22.6	25.8	19.2	20.4
	Unsure	%	2.0	2.8	2.5	2.5	1.3	.7	2.2	1.8	.4	1.4	3.1	4.1	1.3

Nanos conducted a RDD dual frame (land- and cell-lines) hybrid telephone and online random survey of 1,000 Canadians between November 21<sup>st</sup> and 24<sup>th</sup>, 2015, as part of an omnibus survey. The margin of error for a random survey of 1,000 Canadians is  $\pm 3.1$  percentage points, 19 times out of 20.

[www.nanosresearch.com](http://www.nanosresearch.com)