



CTV
NEWS

NANOS

*Canadians on Foreign Policy Issues
CTV News / Nanos Survey
September, 2014 (Submission 2014-562)*

Executive Summary

Canadians strongly approve the government's supporting Ukraine, even if it jeopardizes trade with Russia, and they also approve sending humanitarian aid to Iraq, according to a survey conducted by Nanos Research for CTV News between August 24th and 28th, 2014.

Canadians are more divided on other key foreign policy questions facing the country such as sending troops to the Middle East, fast-tracking refugees and strongly supporting Israel.

The Government's vocal stand on the Ukraine crisis largely resonates with Canadians. More than three quarters of Canadians either approve (48%) or somewhat approve (28%) our strong support for Ukraine in the crisis, even if it jeopardizes trade with Russia.

Most Canadians approve (59%) or somewhat approve (27%) sending humanitarian aid of food and medical supplies into the growing crisis in Iraq. However, when it comes to sending troops, into the Middle East to help stop Islamic extremists in Iraq or Syria as part of a NATO military force, there is less support. Just 21% approve and 32% somewhat approve sending troops with a net approval rating of 11 points.

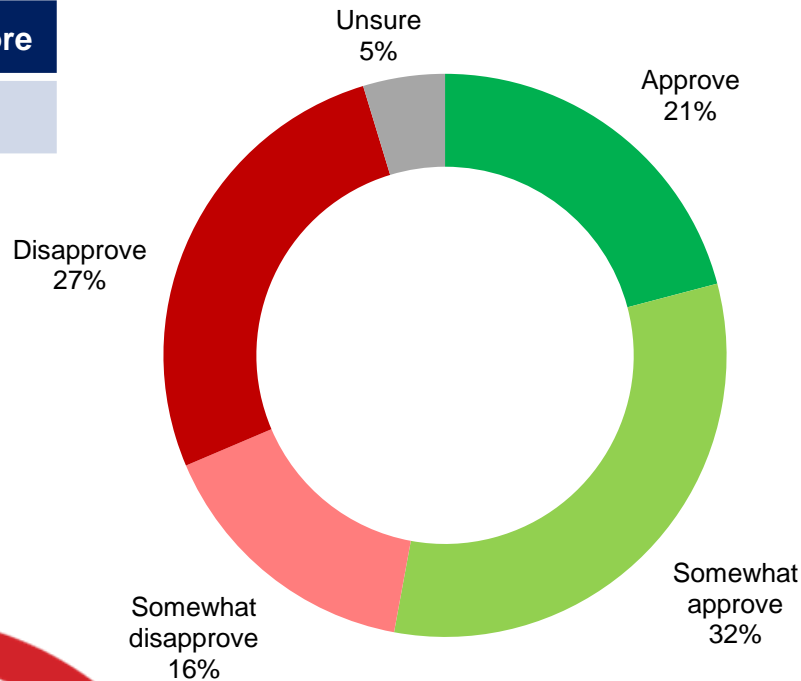
The Canadian government's very strong support for the State of Israel in the Israeli-Palestinian conflict does not resonate with all Canadians. While 25% approve and 21% somewhat approve, almost as many disapprove (31%) or somewhat disapprove (16%).

It is interesting to note that Canadians are divided on fast-tracking Arab refugees for entry to Canada as governments have done in the past for groups such as the Vietnamese boat people. 47% approve, or somewhat approve while 46% disapprove or somewhat disapprove.

Canadian Troops in the Middle East

Source: Nanos Research, RDD dual frame hybrid telephone and online random survey, August 24th to 28th, 2014, n=1,000, accurate 3.1 percentage points plus or minus, 19 times out of 20.

Net score
+10.5



Subgroups	Approve/ Somewhat approve
Atlantic (n=100)	36.8%
Quebec (n=250)	53.6%
Ontario (n=300)	53.2%
Prairies (n=200)	61.2%
British Columbia (n=150)	50.9%
Male (n=488)	53.7%
Female (n=512)	52.2%
18 to 29 (n=205)	52.9%
30 to 39 (n=169)	58.7%
40 to 49 (n=208)	56.4%
50 to 59 (n=178)	48.8%
60 plus (n=239)	48.8%

***Note: Charts may not add up to 100 due to rounding**

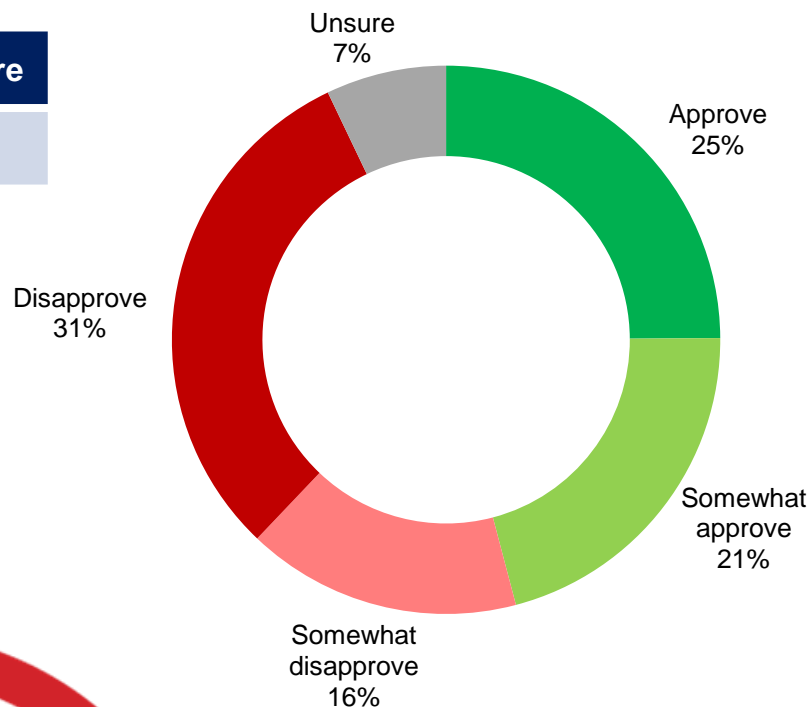
QUESTION – Thinking about Canada's foreign policy, do you approve, somewhat approve, somewhat disapprove or disapprove the following:

Sending Canadian troops into the Middle East to help stop Islamic extremists in Iraq or Syria as part of a NATO military force.

Support for Israel

Source: Nanos Research, RDD dual frame hybrid telephone and online random survey, August 24th to 28th, 2014, n=1,000, accurate 3.1 percentage points plus or minus, 19 times out of 20.

Net score
-1.1



Subgroups	Approve/ Somewhat approve
Atlantic (n=100)	41.5%
Quebec (n=250)	43.5%
Ontario (n=300)	42.9%
Prairies (n=200)	55.1%
British Columbia (n=150)	46.6%
Male (n=488)	47.8%
Female (n=512)	44.1%
18 to 29 (n=205)	43.0%
30 to 39 (n=169)	40.3%
40 to 49 (n=208)	46.3%
50 to 59 (n=178)	44.2%
60 plus (n=239)	53.3%

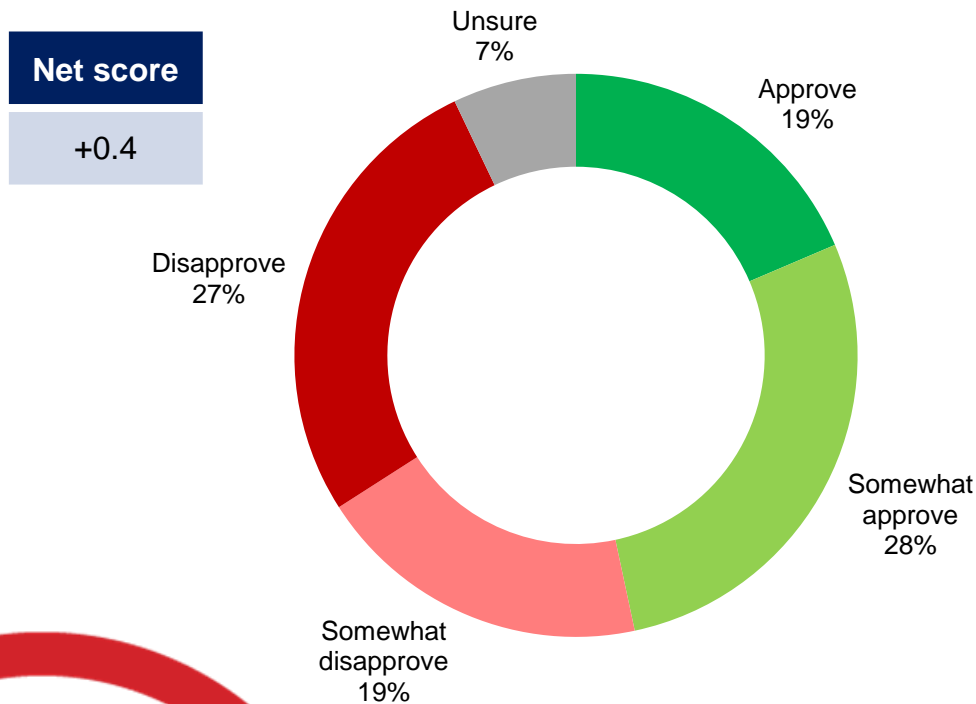
***Note: Charts may not add up to 100 due to rounding**

QUESTION – Thinking about Canada's foreign policy, do you approve, somewhat approve, somewhat disapprove or disapprove the following:

The Canadian government's very strong support for the State of Israel in the Israeli-Palestinian conflict.

Fast Tracking Refugees

Source: Nanos Research, RDD dual frame hybrid telephone and online random survey, August 24th to 28th, 2014, n=1,000, accurate 3.1 percentage points plus or minus, 19 times out of 20.



Subgroups	Approve/ Somewhat approve
Atlantic (n=100)	43.4%
Quebec (n=250)	51.3%
Ontario (n=300)	42.3%
Prairies (n=200)	48.0%
British Columbia (n=150)	48.1%
Male (n=488)	41.5%
Female (n=512)	51.6%
18 to 29 (n=205)	56.5%
30 to 39 (n=169)	43.2%
40 to 49 (n=208)	45.0%
50 to 59 (n=178)	44.6%
60 plus (n=239)	43.5%

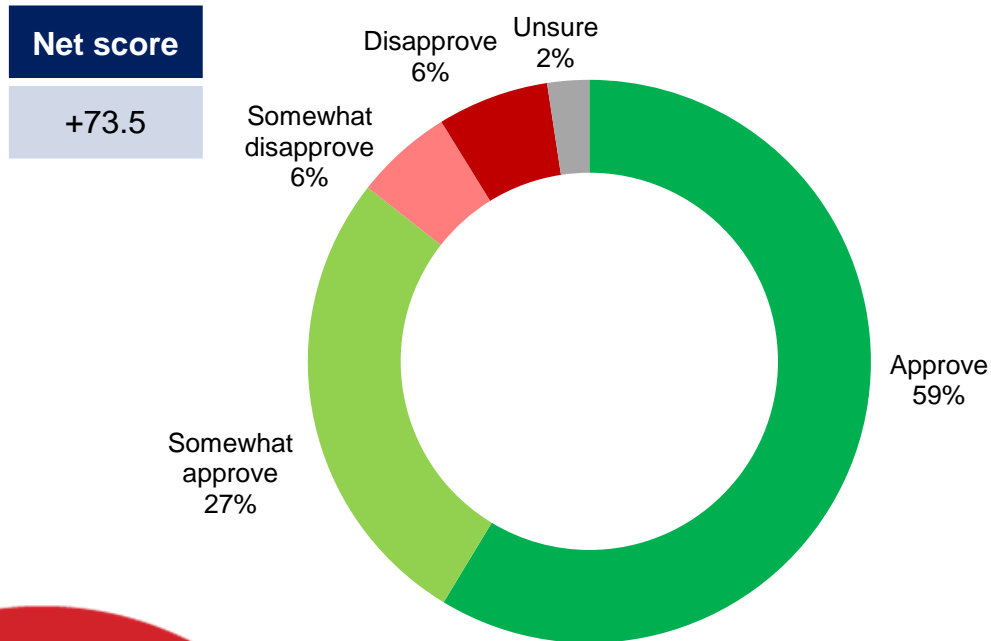
***Note: Charts may not add up to 100 due to rounding**

QUESTION – Thinking about Canada's foreign policy, do you approve, somewhat approve, somewhat disapprove or disapprove the following:

Fast tracking Arab refugees for entry to Canada as we have done in the past for groups such as the Vietnamese boat people.

Canadian Humanitarian Aid

Source: Nanos Research, RDD dual frame hybrid telephone and online random survey, August 24th to 28th, 2014, n=1,000, accurate 3.1 percentage points plus or minus, 19 times out of 20.



Subgroups	Approve/ Somewhat approve
Atlantic (n=100)	86.4%
Quebec (n=250)	85.3%
Ontario (n=300)	84.4%
Prairies (n=200)	86.7%
British Columbia (n=150)	85.6%
Male (n=488)	84.7%
Female (n=512)	86.3%
18 to 29 (n=205)	84.4%
30 to 39 (n=169)	88.7%
40 to 49 (n=208)	84.6%
50 to 59 (n=178)	83.8%
60 plus (n=239)	86.2%

***Note: Charts may not add up to 100 due to rounding**

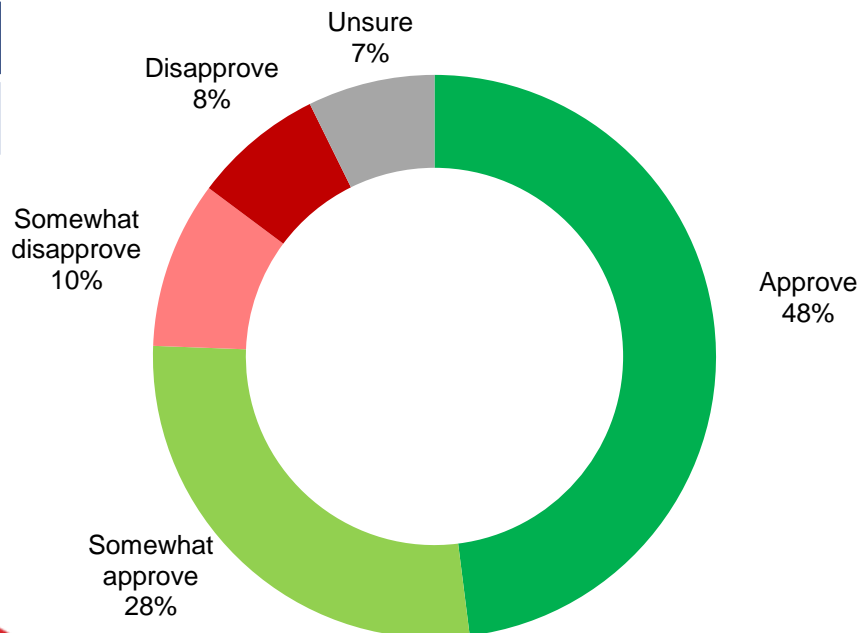
QUESTION – Thinking about Canada's foreign policy, do you approve, somewhat approve, somewhat disapprove or disapprove the following:

Sending Canadian humanitarian aid of food and medical supplies in support of the growing crisis in Iraq.

Support for Ukraine

Source: Nanos Research, RDD dual frame hybrid telephone and online random survey, August 24th to 28th, 2014, n=1,000, accurate 3.1 percentage points plus or minus, 19 times out of 20.

Net score
+58.5



Subgroups	Approve/ Somewhat approve
Atlantic (n=100)	66.0%
Quebec (n=250)	73.7%
Ontario (n=300)	74.0%
Prairies (n=200)	83.8%
British Columbia (n=150)	77.4%
Male (n=488)	78.9%
Female (n=512)	72.5%
18 to 29 (n=205)	66.8%
30 to 39 (n=169)	81.0%
40 to 49 (n=208)	76.0%
50 to 59 (n=178)	77.1%
60 plus (n=239)	77.7%

***Note: Charts may not add up to 100 due to rounding**

QUESTION – Thinking about Canada's foreign policy, do you approve, somewhat approve, somewhat disapprove or disapprove the following:

Jeopardizing Canada's trade with Russia because of our strong support for Ukraine in the crisis between the Ukrainian government and Russian-speaking rebels.



Methodology

Methodology

Nanos conducted a RDD dual frame (land- and cell-lines) hybrid telephone and online random survey of 1,000 Canadians between August 24th and 28th, 2014 as part of a Canadian omnibus survey. Participants were randomly recruited by telephone using live agents and administered a survey online. The sample included both land- and cell-lines across Canada. The results were statistically checked and weighted by age and gender using the latest Census information and the sample is geographically stratified to be representative of Canada.

Individuals randomly called using random digit dialling with a maximum of five call backs.

The margin of error for a random survey of 1,000 Canadians is ± 3.1 percentage points, 19 times out of 20.

The data presented in this research is part of a joint project by CTV News and Nanos Research.

Note: Charts may not add up to 100 due to rounding.



About Nanos

Nanos is one of North America's most trusted research and strategy organizations. Our team of professionals is regularly called upon by senior executives to deliver superior intelligence and market advantage whether it be helping to chart a path forward, managing a reputation or brand risk or understanding the trends that drive success. Services range from traditional telephone surveys, through to elite in-depth interviews, online research and focus groups. Nanos clients range from Fortune 500 companies through to leading advocacy groups interested in understanding and shaping the public landscape. Whether it is understanding your brand or reputation, customer needs and satisfaction, engaging employees or testing new ads or products, Nanos provides insight you can trust.



View our brochure

Nik Nanos FMRIA


Chairman, Nanos Research Group

Ottawa (613) 234-4666 ext. 237

Washington DC (202) 697-9924

nnanos@nanosresearch.com





Tabulations





2014-562 - CTV-NANOS SURVEY - STAT SHEET

Thinking about Canada's foreign policy, do you approve, somewhat approve, somewhat disapprove or disapprove the following:

		Question 1 - Sending Canadian troops into the Middle East to help stop Islamic extremists in Iraq or Syria as part of a NATO military force					
		Total	Approve	Somewhat approve	Somewhat disapprove	Disapprove	Unsure
		Responses	Percentage	Percentage	Percentage	Percentage	Percentage
Region	Canada 2014-08	1000	20.9	32.0	15.7	26.7	4.7
	Atlantic Canada	100	18.8	18.0	19.0	39.0	5.3
	Quebec	250	20.9	32.7	16.5	26.2	3.7
	Ontario	300	16.2	37.0	13.9	28.1	4.8
	Prairies	200	29.0	32.2	13.3	20.5	5.0
	British Columbia	150	21.1	29.8	18.7	24.7	5.8
Gender	Male	488	19.3	34.4	15.0	28.2	3.1
	Female	512	22.5	29.7	16.3	25.3	6.3
Age	18 to 29	205	22.1	30.8	16.3	21.8	9.0
	30 to 39	169	21.6	37.1	18.1	17.5	5.7
	40 to 49	208	25.8	30.6	13.9	26.4	3.3
	50 to 59	178	19.1	29.7	16.2	32.5	2.5
	60 plus	239	16.6	32.2	14.5	33.3	3.4

Nanos conducted a RDD dual frame (land- and cell-lines) hybrid telephone and online random survey of 1,000 Canadians between August 24th and 28th, 2014 as part of a Canadian omnibus survey. The sample included both land- and cell-lines across Canada. The margin of error for a random survey of 1,000 Canadians is ± 3.1 percentage points, 19 times out of 20.



2014-562 - CTV-NANOS SURVEY - STAT SHEET

Thinking about Canada's foreign policy, do you approve, somewhat approve, somewhat disapprove or disapprove the following:

		Question 2 - The Canadian government's very strong support for the State of Israel in the Israeli-Palestinian conflict					
		Total	Approve	Somewhat approve	Somewhat disapprove	Disapprove	Unsure
		Responses	Percentage	Percentage	Percentage	Percentage	Percentage
Region	Canada 2014-08	1000	24.9	21.0	16.2	30.8	7.1
	Atlantic Canada	100	22.1	19.4	11.3	34.9	12.4
	Quebec	250	21.1	22.4	19.4	32.5	4.6
	Ontario	300	25.2	17.7	16.5	30.2	10.4
	Prairies	200	30.4	24.7	17.1	23.8	4.0
	British Columbia	150	25.0	21.6	12.5	35.9	4.9
Gender	Male	488	28.3	19.5	17.2	30.7	4.3
	Female	512	21.6	22.5	15.3	30.9	9.7
Age	18 to 29	205	19.6	23.4	9.2	37.1	10.7
	30 to 39	169	21.2	19.1	20.6	24.1	15.1
	40 to 49	208	29.5	16.8	17.8	32.7	3.3
	50 to 59	178	22.7	21.5	18.8	31.4	5.7
	60 plus	239	29.6	23.7	15.9	28.2	2.5

Nanos conducted a RDD dual frame (land- and cell-lines) hybrid telephone and online random survey of 1,000 Canadians between August 24th and 28th, 2014 as part of a Canadian omnibus survey. The sample included both land- and cell-lines across Canada. The margin of error for a random survey of 1,000 Canadians is ± 3.1 percentage points, 19 times out of 20.



2014-562 - CTV-NANOS SURVEY - STAT SHEET

Thinking about Canada's foreign policy, do you approve, somewhat approve, somewhat disapprove or disapprove the following:

		Question 3 - Fast tracking Arab refugees for entry to Canada as we have done in the in the past for groups such as the Vietnamese boat people					
		Total	Approve	Somewhat approve	Somewhat disapprove	Disapprove	Unsure
		Responses	Percentage	Percentage	Percentage	Percentage	Percentage
Region	Canada 2014-08	1000	18.6	28.1	19.3	27.0	7.1
	Atlantic Canada	100	17.0	26.4	16.7	30.5	9.3
	Quebec	250	21.6	29.7	15.6	24.2	8.9
	Ontario	300	16.6	25.7	19.8	31.5	6.4
	Prairies	200	17.5	30.5	22.8	25.6	3.7
	British Columbia	150	20.2	27.9	21.1	22.3	8.6
Gender	Male	488	15.1	26.4	20.8	31.5	6.2
	Female	512	22.0	29.6	17.8	22.7	7.9
Age	18 to 29	205	23.4	33.1	16.3	19.6	7.6
	30 to 39	169	17.5	25.7	20.2	20.1	16.4
	40 to 49	208	14.7	30.3	18.5	30.8	5.7
	50 to 59	178	16.9	27.7	18.6	31.3	5.6
	60 plus	239	19.9	23.6	22.3	31.7	2.5

Nanos conducted a RDD dual frame (land- and cell-lines) hybrid telephone and online random survey of 1,000 Canadians between August 24th and 28th, 2014 as part of a Canadian omnibus survey. The sample included both land- and cell-lines across Canada. The margin of error for a random survey of 1,000 Canadians is ± 3.1 percentage points, 19 times out of 20.



2014-562 - CTV-NANOS SURVEY - STAT SHEET

Thinking about Canada's foreign policy, do you approve, somewhat approve, somewhat disapprove or disapprove the following:

		Question 4 – Sending Canadian humanitarian aid of food and medical supplies in support of the growing crisis in Iraq					
		Total	Approve	Somewhat approve	Somewhat disapprove	Disapprove	Unsure
		Responses	Percentage	Percentage	Percentage	Percentage	Percentage
Region	Canada 2014-08	1000	58.6	26.9	5.6	6.4	2.4
	Atlantic Canada	100	57.2	29.2	6.3	6.8	.6
	Quebec	250	55.8	29.5	5.5	5.5	3.7
	Ontario	300	58.7	25.7	6.1	8.1	1.3
	Prairies	200	57.6	29.1	4.6	5.0	3.7
	British Columbia	150	65.4	20.2	5.9	6.2	2.2
Gender	Male	488	56.6	28.1	6.9	6.1	2.2
	Female	512	60.6	25.7	4.4	6.7	2.6
Age	18 to 29	205	62.2	22.2	4.3	7.7	3.5
	30 to 39	169	62.0	26.7	3.0	8.3	.0
	40 to 49	208	53.8	30.8	4.7	7.0	3.7
	50 to 59	178	56.0	27.8	6.8	7.4	2.1
	60 plus	239	59.3	26.9	8.5	2.8	2.4

Nanos conducted a RDD dual frame (land- and cell-lines) hybrid telephone and online random survey of 1,000 Canadians between August 24th and 28th, 2014 as part of a Canadian omnibus survey. The sample included both land- and cell-lines across Canada. The margin of error for a random survey of 1,000 Canadians is ± 3.1 percentage points, 19 times out of 20.



2014-562 - CTV-NANOS SURVEY - STAT SHEET

Thinking about Canada's foreign policy, do you approve, somewhat approve, somewhat disapprove or disapprove the following:

		Question 5 – Jeopardizing Canada's trade with Russia because of our strong support for Ukraine in the crisis between the Ukrainian government and Russian-speaking rebels					
		Total	Approve	Somewhat approve	Somewhat disapprove	Disapprove	Unsure
		Responses	Percentage	Percentage	Percentage	Percentage	Percentage
Region	Canada 2014-08	1000	48.0	27.6	9.6	7.5	7.3
	Atlantic Canada	100	32.5	33.5	15.4	10.4	8.2
	Quebec	250	45.1	28.6	12.5	7.7	6.2
	Ontario	300	44.3	29.7	6.8	9.7	9.6
	Prairies	200	57.8	26.0	7.5	3.2	5.4
	British Columbia	150	57.4	20.0	9.4	6.6	6.5
Gender	Male	488	50.9	28.0	9.5	8.2	3.5
	Female	512	45.3	27.2	9.7	6.8	11.0
Age	18 to 29	205	37.7	29.1	8.6	9.8	14.7
	30 to 39	169	52.6	28.4	6.5	2.5	10.0
	40 to 49	208	49.4	26.6	10.0	7.8	6.2
	50 to 59	178	52.9	24.2	12.2	8.9	1.8
	60 plus	239	48.6	29.1	10.4	7.8	4.1

Nanos conducted a RDD dual frame (land- and cell-lines) hybrid telephone and online random survey of 1,000 Canadians between August 24th and 28th, 2014 as part of a Canadian omnibus survey. The sample included both land- and cell-lines across Canada. The margin of error for a random survey of 1,000 Canadians is ± 3.1 percentage points, 19 times out of 20.